



U.S. Department  
of Transportation  
**Federal Railroad  
Administration**

## **Conrail Electronically Controlled Pneumatic Brake Revenue Service Test**

---

Office of Research and  
Development  
Washington, D.C. 20590

---

DOT/FRA/ORD-

November 1997  
Letter Report

This document is available to the  
U.S. public through the National  
Technical Information Service  
Springfield, Virginia 22161

## DISCLAIMER

This document is disseminated under the sponsorship of the Department of Transportation in the interest of information exchange. The United States Government assumes no liability for the contents or use thereof. The United States Government does not endorse products or manufacturers. Trade or manufacturers' names appear herein solely because they are considered essential to the object of this report.

## **INTRODUCTION**

This letter report, prepared by the Association of American Railroads (AAR), Transportation Technology Center (TTC), Pueblo, Colorado, covers the final report on the Conrail Electronically Controlled Pneumatic (ECP) Brake Revenue Service Test. The test report written by Conrail is attached. The Conrail revenue service ECP brake test was intended to investigate the possible benefits of ECP brakes. Mechanical repairs and energy consumption were tracked on the ECP train and on a nearly identical train in the same service (this train is referred to as the "placebo" train in the Conrail report). This report will also include the latest information on the ongoing Burlington Northern Santa Fe (BNSF) revenue service testing.

The Conrail report covers five major areas: (1) energy consumption and coupler force data, (2) car control device (CCD) reliability, (3) percentage of operability under ECP brake control, (4) stuck brakes in the overlay mode, and (5) repair data. This letter report will address each of these areas.

### **(1) Energy Consumption and Coupler Force Data**

The Conrail report states that the energy consumption was higher with the ECP train than with the conventional train. But it also points out that the ECP train used three units while the conventional train used two, and the ECP train on average was loaded 1.6 percent heavier (the ECP train required more energy going up hill). It was also noted that helper locomotives sometimes stayed with the train while descending from Galitzen to Altoona, and the helpers were left in Run 1 while the lead units were in dynamic braking. All of these factors could account for the increased energy requirement of the ECP train.

The instrumented coupler on the test car at the head end of the train also indicated higher coupler forces. The average draft forces were 204,000 pounds

for the ECP train versus 149,000 pounds for the placebo train. The average buff forces were 41 pounds for the ECP train versus 25 pounds for the placebo train. The Conrail report urges caution in interpreting this data, and the report states that the ECP train regularly had more braking and tractive effort available than did the placebo train. In all other ECP revenue service operations experienced on other railroads, there has been a noticeable reduction in slack action as detected in the locomotive.

## **(2) CCD Reliability**

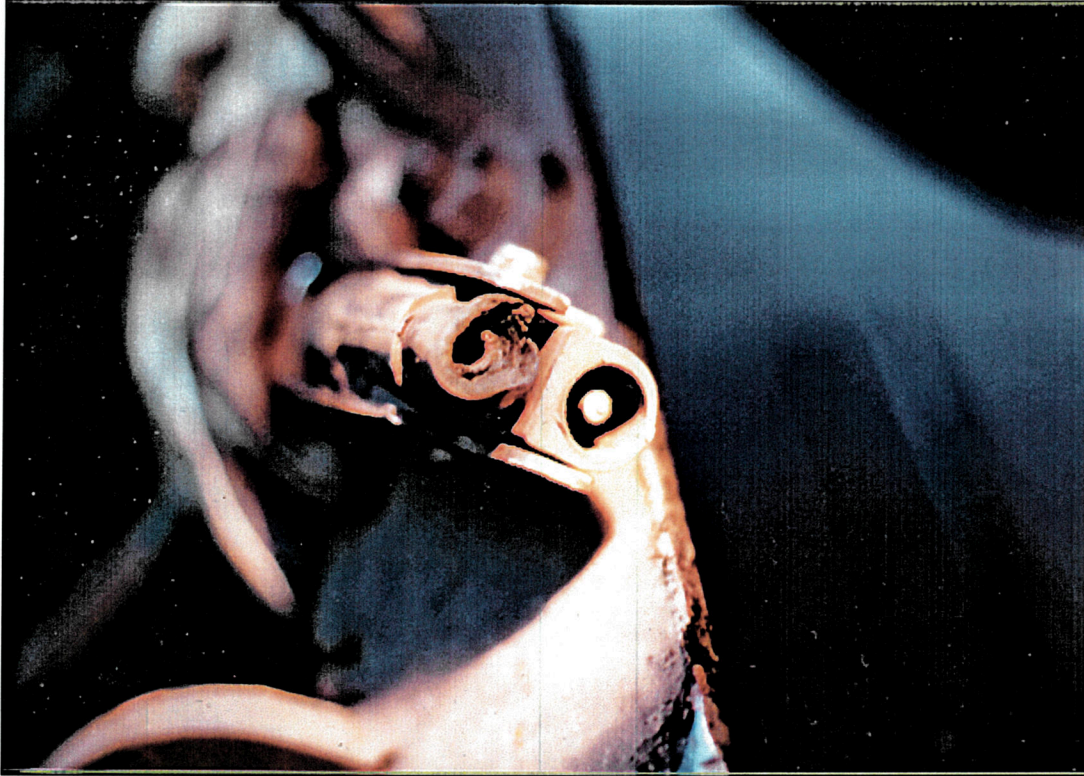
CCDs suffered a high failure rate during this test. This is again unlike testing on other railroads, where CCD reliability has been much higher than expected. The high-failure rate on Conrail could be attributed to two related factors: (1) CCDs produced over a certain time period had incorrectly assembled circuit boards. All of these CCDs were on the Conrail test train, and (2) these CCDs failed when they were subjected to high coupling forces when emptied cars rolled out of the car dumpers and impacted standing cuts of other empty cars. The mounting location of these CCDs was on a shelf bracket welded to a vertical structural post between the center sill and the slope sheet (Figure 1). This subjected the already defective CCDs to considerable shock and vibration, resulting in early CCD failure. As a result of this experience, the performance specification for ECP brakes, AAR Specification S-4200, has been modified.



**Figure 1. CCD Mounting on Conrail Coal Hopper**

### **(3) Percentage of Operability Under ECP Brake Control**

One of the primary problems with the Conrail test was the percentage of time that the ECP train was forced to operate as a conventionally braked train. It was hoped at the start of the test that the ECP train could be compared with the conventional train, but the ECP train ran in ECP mode only 73 percent of the time. Thus the wheel savings shown in the maintenance data was only an indication of what might have been experienced if the ECP train had operated at 100 percent in the ECP mode. Some causes for conventional operation were lack of ECP equipped locomotives, lack of trained crews, and the abnormally high CCD failure rate. Another problem was the reliability of the temporary train line connectors used in this test. These connectors had no positive latching mechanisms, and after numerous uncouplings, they began to cause problems. Figure 2 shows one of these connectors. The connector designs adopted by the AAR are expected to solve these connector problems (Figure 3).



**Figure 2. Failed Connector on Conrail**



**Figure 3. Connector Design adopted by the AAR**

#### **(4) Sticking Brakes in the Overlay Mode**

Two wheel sets were changed due to brake related causes on the ECP train versus eleven on the placebo train. These wheel replacements could have been due to sticking brakes when individual CCDs were cut out while in the ECP mode. This occurs because the service portion of the conventional control valve is activated when the CCD is cut out. The service portion then reacts to small brake pipe pressure changes when the ECP brake is applied. If the car is in the rear portion of the train, the service portion could apply, but not release. This is a problem with the current design of ECP overlay systems and could require that the brake valve must be cut out whenever a CCD is cut out. This does not occur in pure ECP systems.

#### **(5) Repair Data**

The repair data shows some promising trends in wheel set change-outs. However, the brake shoes usage with ECP is much higher than with the conventional train. This may be due to the increased use of ECP brakes over the flat to undulating territory east of Altoona, where the crews found the ECP brakes very useful as a speed-control tool. Some of these brake shoe change-outs in both trains were for missing shoes due to the keys falling out of the brake heads when the cars were emptied in a rotary dumper. The other ECP components referred to the failed connectors, some of which were damaged when they were caught between couplers or snagged when the cars were emptied. This problem will be cured with connector support straps. We expect the reliability of CCDs to exceed the reliability of current pneumatic control valve portions, and it may well have done so in this test were it not for the manufacturing problems and mounting arrangement used on these cars. The table below shows the repair data as recorded by Conrail mechanical forces.

|                        | Conventional | ECP  |
|------------------------|--------------|------|
| CCDs                   | n.a.         | 9    |
| Other ECP components   | n.a.         | 7    |
| Control valve portions | 4            | n.a. |
| Wheel set change-outs  | 11           | 2    |
| Brake shoes renewed    | 19           | 57   |
| Other brake components | 33           | 29   |

## CONCLUSION

The Conrail test was constructive, but not as effective as initially envisioned. Due to the high percentage of time that the ECP train operated in the conventional mode, and due to the unexpected manufacturing problems which contributed to a high CCD failure rate, some of the maintenance data is tainted and unreliable. There is a positive trend in wheel replacements due to brake related faults. And as a result of this test, the vibration and shock requirements in AAR Specification S-4200 were improved. This test also reinforced the need to select, as an AAR standard, a train line connector with a positive latching mechanism and a quick and reliable means of making field replacements of damaged connectors.

Some of the results from intermodal and unit coal revenue service testing on the BNSF are also tainted due to the high percentage of time that the ECP trains have had to operate in conventional mode. The most successful test train to date, and the one which has produced the most reliable data, is the BNSF taconite train operating between Superior, Wisconsin, and Hibbing, Minnesota. This train has operated under ECP mode about 90 percent of the time and has shown reductions in wheel replacements, brake shoe usage, and replacement of coupler and draft gear components. Even with this train, it is impossible to



some of the wheel damage listed below occurred while the train was operating in conventional mode. The percentage of time that the remaining BNSF ECP trains operate in ECP mode ranges from about 30 percent (intermodal) to 80 percent (unit coal). The results from the taconite train are shown below and are current up to June, 1997.


**BNSF Taconite Train Maintenance Data**

90 retrofitted ECP cars vs. 90 conventional cars  
Data from Oct 1996 through June 1997

|                                       | <b>Conventional</b> | <b>ECP</b> |
|---------------------------------------|---------------------|------------|
| Wheels (due to brake related defects) | 15                  | 7          |
| Coupler and draft gear components     | 32                  | 3          |
| Brake shoes                           | 764                 | 206        |

The primary focus of the AAR is now to establish a non-overlay ECP test train and compare its operation to an identical standard train. This would require a waiver from the FRA after the safety of the pure ECP brake system is demonstrated both analytically and with the train at the Facility for Accelerated Service Testing at TTC. Once a pure ECP test train is established, it will not be capable of operating in a conventional mode, and the data from such a test will be a true indication of the economic benefits possible through the use of ECP brake systems.

ATTACHMENT 1



DATE: September 24, 1997

TO: DISTRIBUTION

FROM:

*L. F. Myers*  
L. F. Myers

LOCATION: TSL - Altoona

SUBJECT: ELECTRONICALLY CONTROLLED PNEUMATIC BRAKE TEST

---

Conrail participated in a joint study with Technical Services and Marketing, Inc. (TSM) and the AAR to quantify the economic benefits that the electronically controlled pneumatic (ECP) brake technology can provide the rail industry. The study compared a unit coal train equipped with TSM's latest EABS overlay system with an equivalent sized conventional train between June 18, 1996 and April 2, 1997. The two trains operated between the coal fields of Southwestern Pennsylvania and two power generating plants in Eastern Pennsylvania. Enclosed is the final report detailing the results of this study. While economic benefits of operating an EABS overlay system were observed, the short term benefits may not justify the up-front expense of an overlay system. Furthermore, two significant findings were discovered during the test period. An improved understanding of the operational environment of electronic hardware mounted on rail freight equipment has led to improvements in the AAR's mechanical specifications of the ECP hardware. Secondly, it was discovered that failures of individual car control units can cause inadvertent pneumatic brake applications through the existing conventional system.

We anticipate making a presentation of these finds at the spring IEEE/ASME Conference in Philadelphia. If you have any questions or comments regarding this report, please feel free to contact myself at the number below or Terry Tse at 215-209-4773.

LFM/sps

Enclosure

JOB: 2776-6

FILE: 503

# ECONOMIC CONSIDERATIONS OF OPERATING A TRAIN WITH ELECTRONICALLY CONTROLLED PNEUMATIC (ECP) BRAKES

By E. D. Chen, L. F. Myers, PE, and Y. H. Tse

## ABSTRACT

This study attempts to quantify the economic benefits that the electronically controlled pneumatic brake (ECP) technology can provide the operator of a unit coal train and the owner of the associated fleet. A controlled study over a fixed northeastern U. S. rail route was performed with two equivalent unit coal trains. The cars of the first train set were equipped with the latest generation of an Electronic Air Brake System (EABS), while the cars of the later train remained unmodified, and acted as the control. These two trains made round trips between the southwestern Pennsylvania coal fields and two electric utility plants in eastern Pennsylvania. Incorporated in the data collection process was the compilation of dynamic train energy measurements from a sample of round trips for each of the two trains, and the collection of repair and service data associated with the cars of each train.

## BACKGROUND

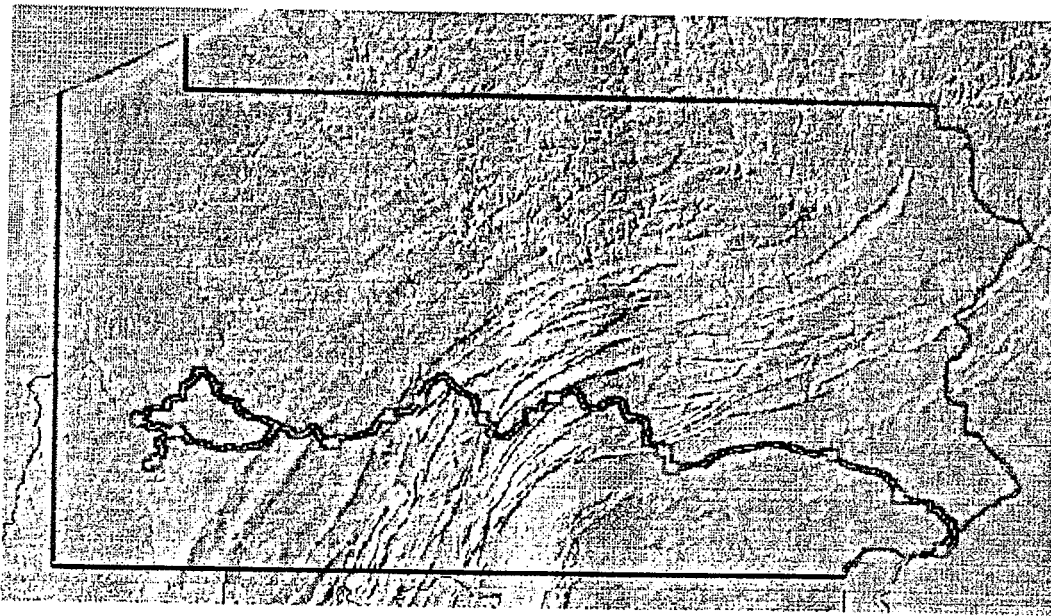
The braking system utilized in the rail industry has changed little over the last few decades. While the pneumatic system originally developed by George Westinghouse in 1869 has served the industry well, it no longer can efficiently provide the type of service that is desired of today's heavier and faster freight trains. A natural transition is to incorporate electronic controls to provide the integrity and quick response that the current pneumatic system lacks. Technical Service and Marketing, Inc. (TSM), Kansas City, began work on the concept of an electronically controlled air brake system in 1991. They have determined that Echelon's LonWorks® control network provides an efficient means of providing communications to individual rail vehicles and have developed the first generation of electronic overlay systems. TSM provided a prototype of this overlay system in revenue service in the Fall of 1993.<sup>1</sup> Since then, a number of railroads have studied this technology and today more than 70 million car miles of ECP operation have been logged.<sup>2</sup> Previous studies have shown that the basic hardware and software issues of the technology have been successfully addressed. Today, TSM and other suppliers are continuing to investigate improvements and new uses for the LonWorks® communications link that has become the standardized network for this application. The AAR anticipates that nearly 70% of the communication's capacity will be available for other applications, including a broad array of sensors; however, quantifying the benefits of ECP braking systems is the next big step.<sup>2</sup>

The ECP Brake Economic Working Group, spearheaded by the AAR, has developed a workbook for evaluating the economic value to railroads and car owners of implementing ECP brake systems on freight cars. The workbook includes as much data and information as possible to provide a sound basis for this economic evaluation. However, the workbook is to be considered a work-in-progress.<sup>3</sup> Future economic studies of the ECP brake technology need to provide realistic data that can be used to support this workbook.

### **JOINT STUDY**

The Association of American Railroads (AAR), Technical Service and Marketing, Inc. (TSM), and the Consolidated Rail Corporation (Conrail) jointly participated in a study of the economic benefits of the electronically controlled pneumatic brake (ECP) technology. A controlled study over a fixed Conrail route incorporated two equivalent unit coal trains. The cars of the first were equipped with the latest generation of TSM's Electronic Air Brake System (EABS), while the cars of the later train remained unmodified, and acted as the control or "placebo" train. Each train consisted of a pool of 120 Coalporter (bathtub) gondolas with a capacity of 286,000 lbs. These two trains made round trips between the southwestern Pennsylvania coal fields and two power generation plants located in Cromby and Eddystone in eastern Pennsylvania. The study was conducted between June 18, 1996 and April 2, 1997.

### Test Route



**Figure 1 Relief map of test route.**

The heavy line in the relief map representation of Figure 1 illustrates the test route utilized. Conrail's Shire Oaks Yard is in the southwest corner of Pennsylvania. The coal mines serviced by the test trains are below the Shire Oaks Yard in the extreme southwest corner of the state, and are located on the former Monongahela Railroad. The Cromby power


plant is forty route-miles northeast of the Eddystone plant which is in the southeastern corner of the state. Furthermore, the test section through central Pennsylvania is mountainous reaching an apex of roughly 2200 feet in Gallitzin, PA. The track utilized east of Gallitzin continues to descend towards the Eddystone plant, which is basically at sea level. This eastern section of the test route requires braking of eastbound trains and was expected to provide a good comparison between the EABS and placebo trains.

| Section             | Miles | Lowest Elevation | Highest Elevation |
|---------------------|-------|------------------|-------------------|
| Shire Oaks to Penn  | 25.7  | 640              | 776               |
| Penn to C-Tower     | 101.0 | 714              | 1211              |
| Shire Oaks to Wing  | 17.7  | 623              | 799               |
| Wing to C-Tower     | 64.2  | 757              | 1222              |
| to Gallitzin        | 23.9  | 1168             | 2168              |
| Gallitzin to Rose   | 13.7  | 1109             | 2180              |
| Rose to Hunt        | 31.1  | 575              | 1229              |
| Hunt to Lewis       | 36.1  | 465              | 792               |
| Lewis to Banks      | 57.6  | 296              | 564               |
| Banks to Harris     | 8.7   | 272              | 461               |
| Harris to Reading   | 54.6  | 248              | 548               |
| Reading to Cromby   | 27.5  | 87               | 249               |
| Cromby to Eddystone | 39.5  | 7                | 256               |

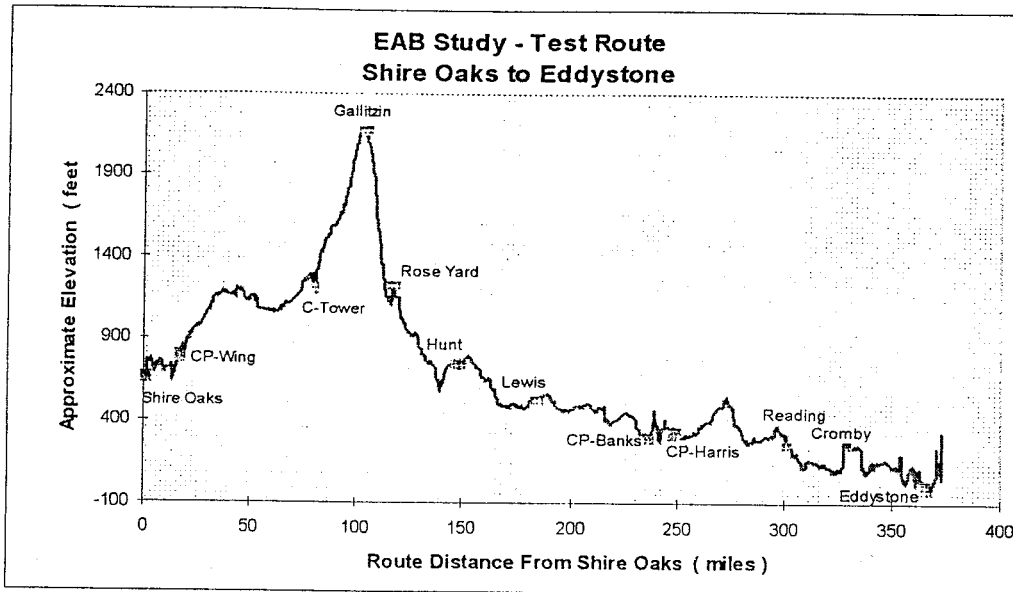
**Table 1 Segment characteristics.**

To provide a more specific comparison between the operating dynamics of the EABS trains and the placebo trains during over the road testing, the test route was subdivided into segments with varying terrain and expected operating conditions. Table 1 is a summary of these segments, and Figures 2 and 3 display the position and elevation data that were recorded through these segments. Note in Figure 2 that the eastbound, loaded trains utilized two routes between Shire Oaks Yard on the Mon Line and C-Tower, Johnstown, PA. Initially, the trains were operated from Shire Oaks directly to the Pittsburgh Line at Wilmerding, PA, Control Point (CP)-Wing. These trains continued on the Pittsburgh Line to Johnstown typically receiving additional locomotives, helper-units, on the rear of the train at Pitcairn, PA.

Pitcairn is several miles east of CP-Wing. Eventually, the more common routing for the eastbound, loaded move of these trains was to operate northwest to Pittsburgh, PA, CP-



**Figure 2 Test route and segment locations.**



**Figure 3 Approximate elevation of test route.**

Penn, and then proceed towards Johnstown via the Conemaugh Line. This later route is longer, but has a milder grade such that the helper-units were not required.

#### Test Car and Locomotive Preparation

Conrail's Enola Car and Locomotive Shops, near Harrisburg, PA, provided the preparation work for the 240 railcars and six locomotives utilized in this study. Each of these cars received a single car air brake test, new brake shoes, every wheel was inspected and measured, wheel sets that would not last the length of the study were replaced, and all known defects were corrected. Paint was applied to the corner posts of all the cars to aid identification. The corner posts of the EABS cars were painted yellow, and the placebo cars received orange paint on their corner posts. The electronic modules, Car Control Units (CCUs), of the EABS equipment were mounted on the vertical end posts of the B end of the cars, 26<sup>1</sup>/<sub>4</sub>" above the draft sills.

Head end equipment of the TSM system was installed in four SD-60M locomotives. Two SD-40-2 locomotives were equipped with hardware to monitor the electric trainline. Of the four SD-60M locomotives, only three were utilized for train operation at any one time. The SD-40-2 engines did not require the head end equipment since they were utilized as rear end, helper units for eastbound moves of the EABS trains. An 'electric' emergency application does not significantly alter the pneumatic trainline pressure; therefore, the hardware installed on these locomotives provided for power knock out in this situation.

### Test Train Operation

The two trains sourced coal from two mines for the generating plants at Cromby, PA and Eddystone, PA. The typical consumption rate of coal at the Cromby plant required that thirty cars of roughly every other train would be setoff at Cromby. The remaining cars would then continue on to the Eddystone plant. The cars were rotary dumped one at a time at each of the terminating locations. After the cars were unloaded, the train moved westbound from Eddystone. If cars were previously setoff at Cromby, they were picked up, and the consist returned to the mine to load. The distances between the Eddystone plant and the loading facility was approximately 390 miles from Mine 84 and 425 miles from Emerald Mine. During the study, the EABS train logged 42,420 miles over fifty-two round trips while the placebo train made forty-five round trips to log 36,250 miles. The EABS equipment averaged an operational rate of 73% after providing repairs to the Car Control Units (CCU) which proved to be susceptible to the localized vibrations of the chosen mounting area.

The two trains were intended to be operated with 115 cars per train; therefore, each train had five spare cars kept at the Eddystone plant. These cars were inserted into the appropriate train when any of the active 115 needed repair. Field repairs were commonly performed at Shire Oaks Yard, the Enola Car Shop, or at the Eddystone plant.

Eight to ten train crews were utilized to operate each train over a round trip. Additionally, helper engines were added at the rear of the test trains on the eastbound moves. They provided assistance in climbing the mountain to Gallitzin, PA and descending the east slope into Altoona. The helpers operated between either Pitcairn, PA if the Pittsburgh Line was utilized, or C-Tower if the Conemaugh Line was used, and Rose Yard in Altoona, PA.

### **IN TRAIN DATA**

#### Instrumentation

Conrail's Technical Services Laboratory inserted their Instrumentation Car, CR-19, directly behind the locomotives of several round trips of both trains. The equipment on board the Instrumentation Car allowed test personnel to monitor and record the operating dynamics of the two trains. Of specific interest was the correlation between the location of the train and its speed, coupler (drawbar) force, and the Engineer's braking requirements. The Instrumentation Car made nine trips in the ECP train and five trips in the placebo train. Although nine ECP trips were monitored with the test car, the data collection method and the operation of the EABS braking system was not consistent early in the study; therefore, data collected from three trains were not utilized in the comparison study.

The in-train data were recorded on a SoMat 2100 Field Computer. This system is designed to allow multiple channels of analog, digital, and frequency signals to be filtered, mathematically adjusted, and recorded in a wide variety of manners. For this study, much of the data were recorded in a histogram format, while a computed channel of the drawbar energy was continually summed throughout each test segment. Figure 4 illustrates the



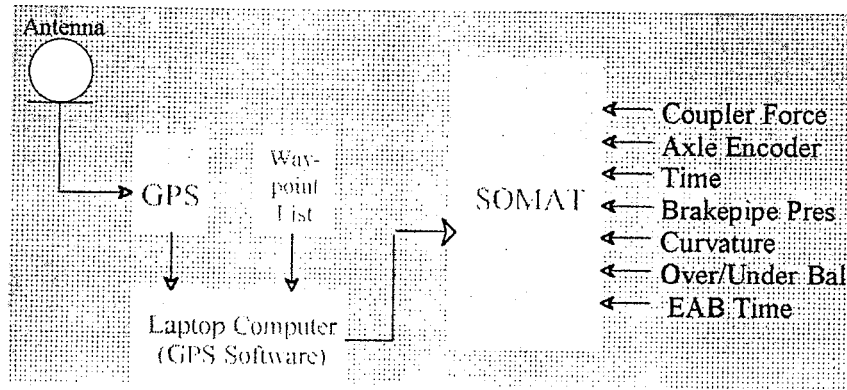


Figure 4 In-train instrumentation.

hardware involved and the parameters monitored during the in-train evaluation. The GPS system was continuously polled by a laptop computer to provide instantaneous location readings. These readings were compared to a listing of desired waypoints, which included the thirteen locations illustrated in Figure 2. As each of these waypoints were passed, the laptop computer signaled the SoMat device. This process allowed the data of the previous sub-segment to be stored in SoMat local memory, and new data to begin compiling for the next sub-segment just entered.

#### Train Energy

The effect that operating an ECP train has on fuel economy is one of the most anticipated results of this study. An AAR simulation of a loaded ECP coal train descending Tennessee Pass illustrated significant fuel savings when compared to the same train operated with conventional air brakes.<sup>1</sup> The operation of the unit coal trains in this study made measuring direct fuel consumption quite difficult. Rather than quantifying fuel consumption, an alternate method of determining train energy requirements was devised. The Instrument Car is equipped with a calibrated, strain gaged coupler; therefore, the energy required by the locomotives to pull and brake the train can be computed by sampling the draft and buff forces of the drawbar and the train speed. The following relationship is true:

$$DrawbarEnergy_{HP-Hrs} = F_{coupler} \times v_{train} \times t_{sample} \times 5.051 \times 10^{-7}$$

where,

$F_{coupler}$  is the measured coupler force in pounds (*lbs*),

$v_{train}$  is the speed of the train in feet-per-second (*fps*),

$t_{sample}$  is the computer's data acquisition rate in seconds (*sec*), and

$5.051 \times 10^{-7}$  is the units conversion factor ( $\frac{HP-Hrs}{ft-lb}$ ).

This calculation was continuously performed at one-second intervals by the SoMat computer. The energy required to traverse each sub-segment was thereby provided for

each of the test runs and can be seen in Table 2. The energy requirements of the EABS train were statistically compared to those quantified for the placebo train. Figure 5 illustrates the comparison of the energy data for eastbound, loaded trips. Of the thirteen sub-segments analyzed, it is interesting to note that the energy requirements are statistically separable at a 95% confidence interval in eight of the segments. Furthermore, the EABS train required more energy to pull a like train through these segments; even in segments that required little braking. Figure 6 displays the comparison of the energy requirements measured for the westbound, empty moves. While the average energy requirements of the EABS train was consistently higher than that of the placebo train, the measures were statistically separable in only four of these moves. These findings did not agree with the AAR simulation of Tennessee Pass, and it was necessary to find the reason for this outcome.

| Segment              | Eastbound, Loaded          |                        |                            |                        | Westbound, Empty           |                        |                            |                        |
|----------------------|----------------------------|------------------------|----------------------------|------------------------|----------------------------|------------------------|----------------------------|------------------------|
|                      | EABS Train                 |                        | Placebo Train              |                        | EABS Train                 |                        | Placebo Train              |                        |
|                      | Avg Energy<br>HP-hr/Car-mi | 95% CI<br>HP-hr/Car-mi | Avg Energy<br>HP-hr/Car-mi | 95% CI<br>HP-hr/Car-mi | Avg Energy<br>HP-hr/Car-mi | 95% CI<br>HP-hr/Car-mi | Avg Energy<br>HP-hr/Car-mi | 95% CI<br>HP-hr/Car-mi |
| Shire Oaks to Penn   | 1.35                       | 0.30                   | 1.10                       | 0.12                   |                            |                        |                            |                        |
| Penn to C-Tower      | 1.96                       | 0.34                   | 1.53                       | 0.08                   |                            |                        |                            |                        |
| Shire Oaks to Wing   | 1.60                       | 0.62                   | 1.17                       | 0.23                   | 0.64                       | 0.13                   | 0.47                       | 0.05                   |
| Wing to C-Tower      | 2.03                       | 0.30                   | 1.26                       | 0.49                   | 0.57                       | 0.14                   | 0.37                       | 0.06                   |
| C-Tower to Gallitzin | 4.18                       | 0.31                   | 3.77                       | 0.73                   | -0.37                      | 0.38                   | -0.54                      | 0.07                   |
| Gallitzin to Rose    | -1.42                      | 0.32                   | -1.26                      | 0.35                   | 2.83                       | 0.10                   | 2.68                       | 0.21                   |
| Rose to Hunt         | -0.26                      | 0.25                   | -0.61                      | 0.14                   | 1.17                       | 0.22                   | 1.06                       | 0.08                   |
| Hunt to Lewis        | 0.85                       | 0.12                   | 0.54                       | 0.06                   | 0.96                       | 0.12                   | 0.87                       | 0.04                   |
| Lewis to Banks       | 0.98                       | 0.18                   | 0.58                       | 0.06                   | 0.84                       | 0.11                   | 0.81                       | 0.08                   |
| Banks to Harris      | 0.99                       | 0.04                   | 0.57                       | 0.21                   | 0.57                       | 0.14                   | 0.49                       | 0.07                   |
| Harris to Reading    | 1.28                       | 0.20                   | 0.83                       | 0.06                   | 0.99                       | 0.25                   | 0.59                       | 0.05                   |
| Reading to Cromby    | 0.63                       | 0.18                   | 0.33                       | 0.07                   | 0.85                       | 0.11                   | 0.69                       | 0.04                   |
| Cromby to Eddystone  | 1.31                       | 0.39                   | 0.74                       | 0.14                   | 0.66                       | 0.22                   | 0.62                       | 0.11                   |

Table 2 Required drawbar energy.

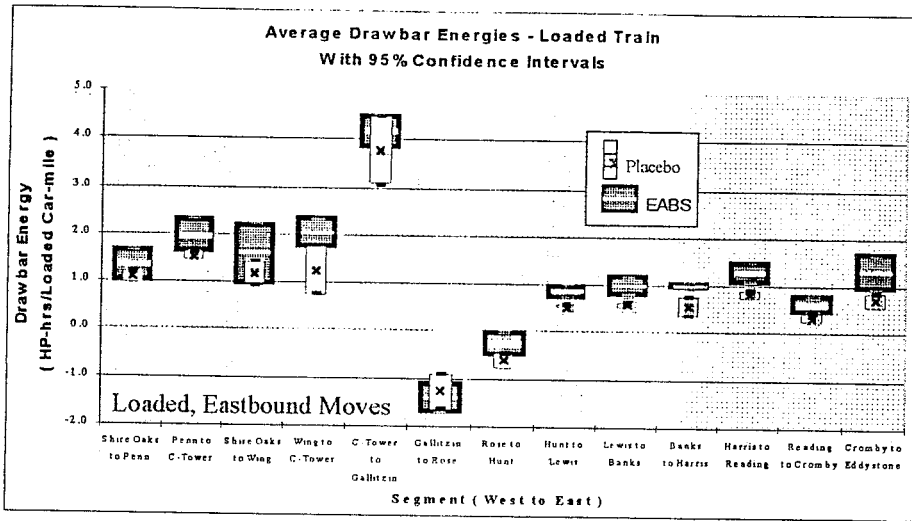


Figure 5 Energy requirements of eastbound shipments.




Figure 6 Energy required of westbound shipments.

Coupler force and train speeds are the two variables that affect the energy calculation. During this study, the locomotive crews made comments of improved stopping distance; therefore, it was presumed that the crews might have operated the EABS train more aggressively than their counterparts operating the placebo train. The speed of each train was recorded as a histogram; therefore, a time dependent history of train speed could not be developed, and train acceleration or deceleration could not be determined. Hence, to verify the accuracy of the hypothesis, the average in-motion train speed within each segment was compared. This corrected for abnormally long idle periods from segment-to-segment and train-to-train. Figure 7 indicates the segmented range and average operating speeds of the two trains operating in an eastbound, loaded condition. Figure 8 indicates the segmented range and average operating speeds of the two trains operating in a westbound, empty condition. Unlike the significant differences in their energy

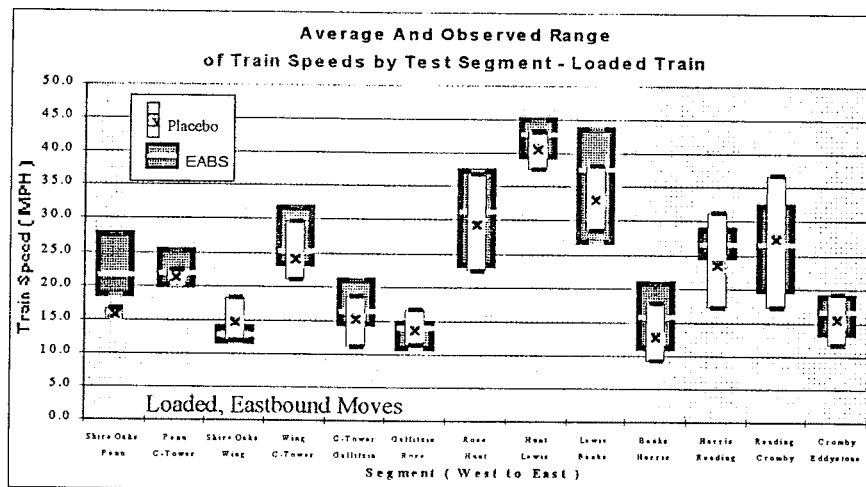
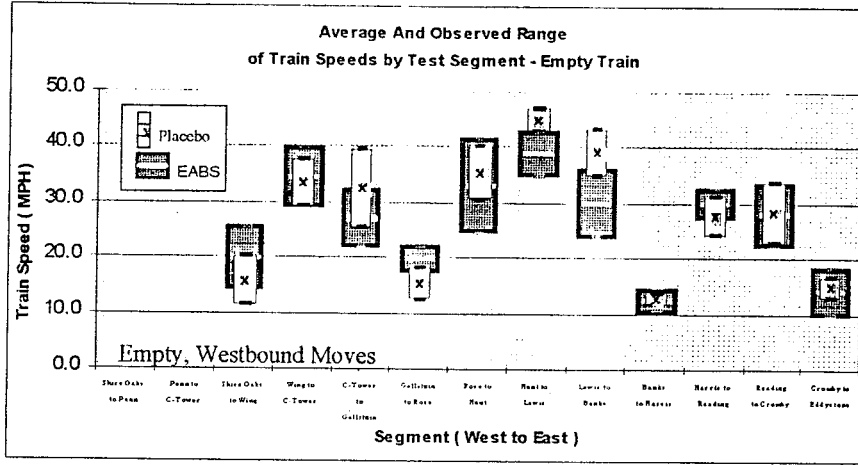


Figure 7 Range of speeds of eastbound shipments.

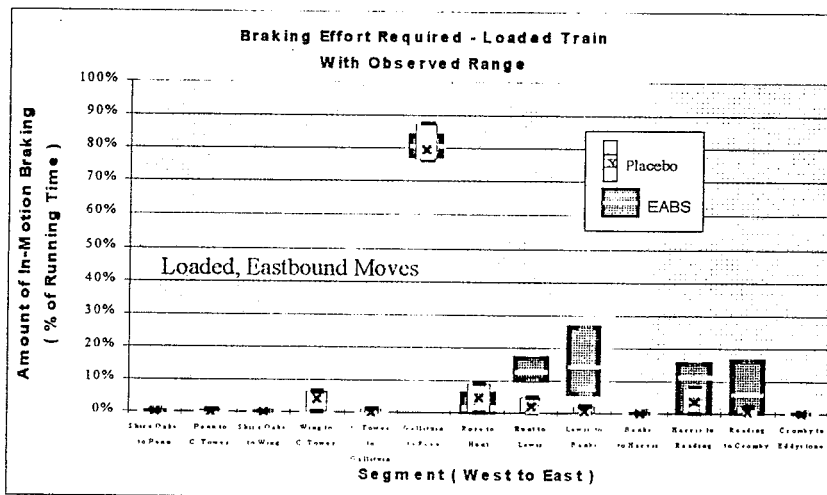
requirements, there seems to be little difference in their average operating speeds, which discounts the former presumption.

Further reasoning for the energy differences observed centered around coupler forces. Each train was comprised of similar cars; therefore, the typical pulling forces should be equivalent unless they were loaded unequally. These trains operated over Conrail's Wheel Impact Load Detector near Huntingdon, PA. Data obtained from this detector indicated that the average weight of the sampled EABS trains were 1.6% heavier than the monitored placebo trains. Additionally, these data show that the placebo trains were operated with two head end locomotives while the EABS trains were consistently operated with three head end units. The additional tractive effort offered by the additional locomotive in the EABS trains was able to provide higher coupler forces during



**Figure 8 Range of speeds of westbound shipments.**

acceleration and deceleration of the trains. This supports the aggressive train handling postulation, but the segmented average speeds of the EABS trains were not significantly higher than the placebo's speeds.



**Figure 9 Range of braking effort of eastbound shipments.**

The braking methods utilized by the Engineers of the test trains did vary. The Engineers of the EABS train utilized the train braking, while their counterparts operating the placebo train did not. This is illustrated in the later, downhill segments of the test route as shown in Figure 9. The crews operating the EABS trains enjoyed utilizing the new braking technology. When braking of the train was required, their response was to apply the ECP brakes rather than the head-end dynamic brakes. The crews of the placebo train would be more likely to use locomotive dynamic braking, as in normal train operation. These alternate methods of train braking affect the resultant coupler forces differently.

Potential energy is stored within a train by raising it to a higher elevation. As the train is lowered, the potential energy is converted to kinetic energy (speed). The speed of the train can be controlled by dissipating heat energy through two primary locations. The kinetic energy of each car can be dissipated through its own brake equipment. This form of energy dissipation does not react through the coupler, and is not accounted for by analyzing coupler forces. This was the case in EABS braking. The second method of train energy dissipation is by locomotive dynamic braking. This method does react through the coupler, and is accounted for by analyzing coupler forces. Dynamic braking was utilized to slow the placebo train runs.

It appears logical to speculate that the difference in coupler energies observed in this testing is due entirely to the braking difference. However, the EABS train required more energy even in the uphill segments. A portion of the higher energy requirements must be due to the additional train weight, dragging brakes, and/or power braking (throttling the locomotive with the train brakes applied).

#### Head End Coupler Forces

Ride quality of coal shipments has rarely been a concern for the rail industry other than for equipment wear and tear issues. However, the services offered by railroads have become quite diverse and ride quality of other traffic sectors is of major concern. To determine what affect the use of ECP brakes may have on ride quality, the coupler forces of heavy

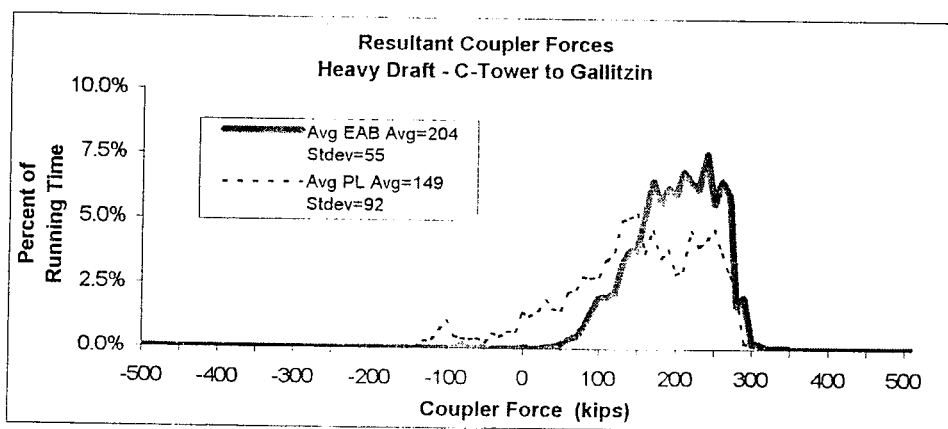
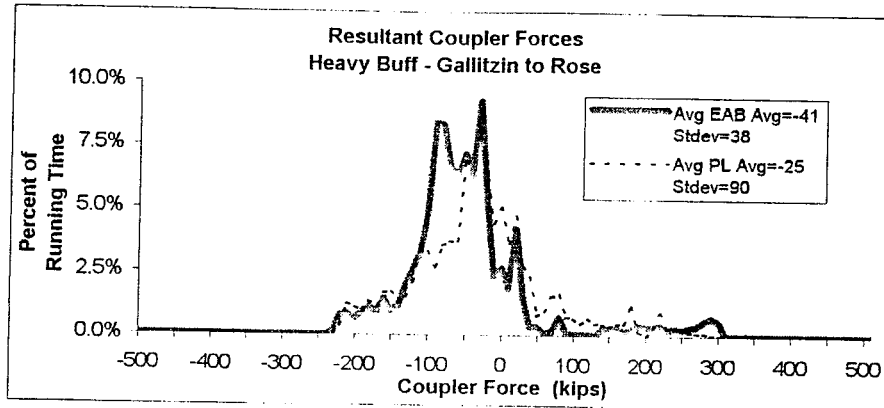


Figure 10 Head-end forces, heavy draft.



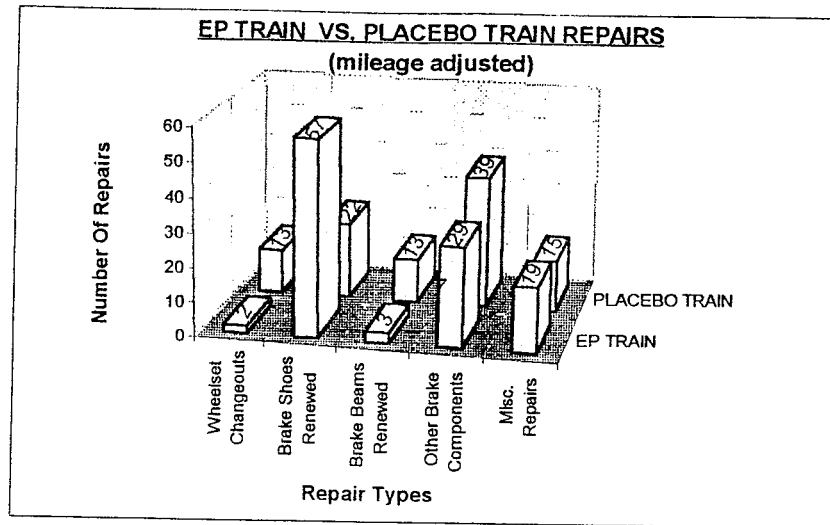
**Figure 11 Head-end forces, heavy buff.**

buff and draft operations were analyzed. Referring to the elevation information of Figure 3, two segments of the eastbound trips were used to provide this comparison, the uphill run from C-Tower to Gallitzin, and the downhill segment from Gallitzin to Rose. Coupler force data were compiled in a histogram format whenever the train speed was greater than two miles per hour. The coupler force data in the histogram could range from -500 kips (compressive, buff forces) to +500 kips (tensile, draft forces) in 10 kip increments. Used for the comparative analysis were six EABS test runs averaged to represent a typical ECP train, and five placebo test runs averaged with one EABS test run that operated in conventional braking mode to represent the typical placebo (PL) train. Each of these trains were aided up and over these segments by a pair of helper locomotives on the rear of the train. Additionally, the collected histogram data were converted from counts per cell, to a percentage of total counts recorded. This normalization process provided a direct comparison between the trains and illustrates the distribution of the head-end coupler forces while the train is in motion. The resultant, normalized histograms are illustrated in Figures 10 and 11 for the draft and buff operations, respectively.

Among the anticipated benefits of the ECP brake system is improved train handling resulting in reduced costs of equipment, track, roadbed, lading, and collateral damage.<sup>4</sup> The resultant coupler forces illustrated in Figures 10 and 11 indicate that the EABS trains did have less variation in dynamic coupler action than did the placebo trains. However, one must be cautious in the interpretation of these data. The data collected cannot be used to describe the influence that the helper locomotives had on the train dynamics, and the EABS trains regularly had more braking and tractive effort available to control the train. Three SD-60M locomotives always powered the EABS trains while two locomotives powered the placebo trains. The effect of the additional tractive and braking effort can be seen in these figures by the higher average draft and buff forces, respectively.

#### **OBSERVED MAINTENANCE DATA**

Conrail's Mechanical Engineering personnel monitored the location and mechanical maintenance of the EABS and placebo cars on a daily basis. A history of the maintenance data were compiled through the following sources:



**Figure 12 Mileage adjusted repair requirements.**

- routine communications with repair shops at Stony Creek, Reading, Enola, and Shire Oaks,
- repair reports from Conrail field personnel,
- the Car Repair Billing computer data, and
- TSM field technicians travelling with the EABS consist.

Detailed records of the repairs recorded during the study are in Appendix A. Although differences between the two test trains on most mechanical repairs are negligible, four specific components stand out when comparing the two trains over the test period. Figure 12 illustrates significant differences in wheel change out rates, brake beam change out rates, and brake shoe replacements between the two trains. These data for the placebo cars have been linearly adjusted upwards to reflect the equivalent mileage of the EABS cars. The fourth component to stand out were the Car Control Units (CCU) mounted on the EABS train. These had high failure rates, especially early in the test program.

As seen in Figure 12, the wheel change out rate on the EABS equipped cars was much lower than the cars of the placebo train. When adjusted for mileage, the EABS equipped train had two sets of wheels replaced versus thirteen wheel sets for cars of the placebo train. It is worth noting that the two wheel sets changed on the EABS train were from a single car reported to have slid flats caused by a dragging hand brake. Regardless of the braking technology, human error is still present.

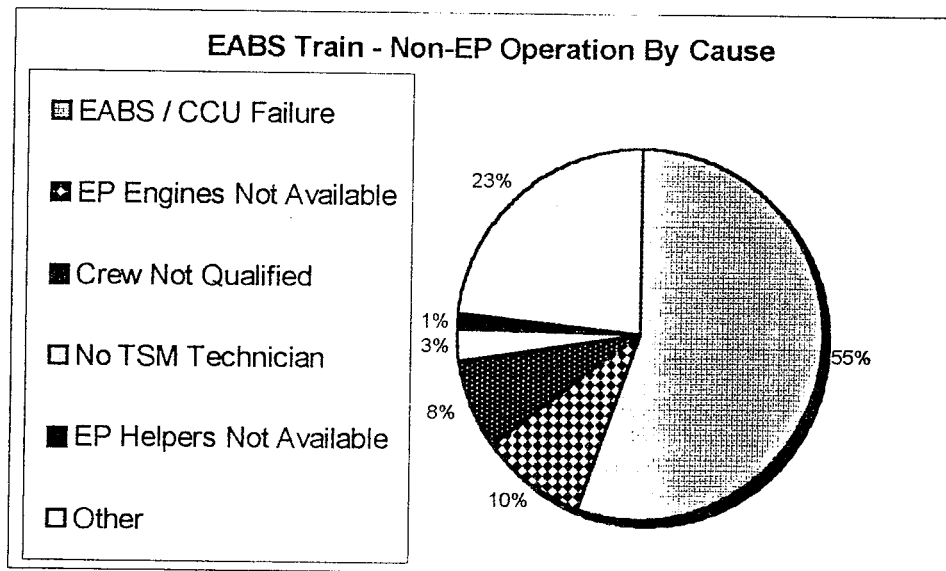
The placebo train required four times as many brake beam replacements than did the EABS train during the test period. Most of the brake beams were replaced due to a burnt brake head. However, it is not clear why the conventional brake system would result in more burnt brake heads. This finding appears to be inconsistent with observations made during tests on other railroads.



The repair data suggest that brake shoes wear out much faster on cars in an ECP train than those in a train with conventional air brakes. Nearly a threefold number of brake shoes required replacement on the EABS cars when compared to the cars of the placebo train. It may be attributed to the fact that the train crews had a tendency to use the EABS brake more frequently as it provided better train control than a conventional brake system. This statement is supported by the additional braking witnessed during the in-train evaluation among the eastern segments of the route.

During the test period, two problems developed on the EABS train involving the brake system's CCUs. Some units would unexpectedly lose power and terminate their communications with the Head End Control Unit located inside the cab of the lead engine. This first problem started from the beginning of the test, and in association with failing CCUs, brake lock-up problems were reported on three cars with faulty CCUs.

Individual CCUs were mounted on a bracket that was welded onto the inboard flange of a



**Figure 13 Reason for non-EP operation.**

vertical pillar (end post) which extended upward from the car's center sill to the top of the end slope sheet. Twenty-three CCUs had failed within the first two months of the test. This alarming failure rate was thought to be caused by improper potting of particular circuit components. The retrofitting of the existing CCUs with improved units for the test train was started on August 28. By September 19, all EABS test cars were retrofitted with the new units. Most of the fifty-two round trips were operated in full EP mode; however, the EABS equipment averaged an utilization rate of 73% after providing repairs to the CCUs. The graph of Figure 13 illustrates why the EABS train did not operate completely in electro-pneumatic mode. CCU failure continued to be a major reason for non-EP operation. Consequently, the AAR and TSM personnel conducted a series of

vibration tests at both ends of the terminals to determine the proper design criterion for the EAB system. This investigation determined that the localized vibrations witnessed by the CCUs during unloading operation were too severe for reliable performance.<sup>5</sup>

To investigate the problem of a locking brake when the CCU fails, CR 505171 (one of the cars with the sticking brake problem) and CR 504511 were coupled and tested at the Eddystone shop on December 18, 1996. The CCU on CR 505171 was disabled to simulate a failed CCU. A series of EP applications and releases on car CR 504511 would cause the brake cylinder pressure on CR 505171 to build up and set its brake unintentionally. The investigation revealed that the stuck brake situation could occur on a car with a power failure to its CCU. The reason for this occurring can be explained.

When a CCU of the current EABS design fails, the car automatically reverts to pneumatic brake mode. Furthermore, electric brake applications in an EABS train are commanded by computer message through the electric trainline, instead of a pressure reduction of the pneumatic trainline. Normal applications of the EP system will disturb the pneumatic trainline that acts as an air supply to the braking system. The pressure in the supply line will drop slightly as the air is exhausted from the reservoir to the cylinder in each car. This slight drop in the trainline pressure is enough to activate the default pneumatic service portion of a car with a failed CCU. Hence, the brake becomes set-up on that car. Unfortunately, when the brake pipe pressure stabilizes, the rise in the pressure is so slight that it does not trigger a release on the car, resulting in a stuck brake situation. Normal Conrail operating rules for conventionally braked trains require Engineers to apply a minimum of 10 psi brake reduction before attempting to release a brake application to avoid the stuck brake situation.

## **ECONOMIC ANALYSIS**

### Locomotive Energy Requirements

The train energy data accumulated with CR-19's instrumentation showed that the EABS train required more drawbar energy to complete a round trip of the test route. A significant difference in drawbar energy requirements for the eastbound test trains is found in the gradual, downhill segments east of Altoona, PA. These energy differences were the result of three probable causes. First, the method of braking utilized (train brakes versus locomotive dynamic brakes), affected the resultant coupler forces. Secondly, individual cars with dragging brakes within the EABS train resulted in higher energy requirements. Finally, the Engineers operating the EABS train could very easily perform power braking. The first cause occurs from the inability of the data acquisition method to account for train energy that is dissipated within the cars themselves. It is likely that a significant amount of the energy difference between the two trains is due to this cause. However, the later two causes, dragging brakes and power braking, will result in an increase in fuel consumption.

An effort was made to quantify the additive cost associated with the operation of an EABS train based on the in-train energy data compiled and some simple assumptions. Table 3 provides the amount of locomotive energy that is expected to be required to operate both an EABS train and a conventional train through the test route of this study.

## ACKNOWLEDGMENTS

This study was jointly funded by the Association of American Railroads, Federal Railway Administration, Technical Service and Marketing, Inc., and Consolidated Rail Corporation. Thanks to Conrail's Transportation and Mechanical Departments of the Pittsburgh and Philadelphia Divisions, and to Dick Scullin for compiling field reports. Also, thanks to the TSM personnel that continually monitored the EABS equipment.

## REFERENCES

1. McDonnell, Greg. "Breakthrough In Braking" TRAINS On Line. <http://www2.trains.com>, November 1996.
2. Greenfield, Mark J. "Braking Systems Pave Way For Intelligent Trains" Progressive Railroading. March 1997, pp. 61-68.
3. Guins, Thomas S. Memo accompanying ECP Brake Financial Analysis Workbook-Preliminary, Memo date: February 3, 1997.
4. Guins, Thomas S., Martin, Earl W., et al. ECP Brake Financial Analysis Workbook-Preliminary. September 19, 1996.
5. Peters, A. J. and Woy, H. G. "Shock and Vibration Requirements For Electronic Equipment Mounted On Freight Cars" Technology Digest. Association of American Railroads, Railway Technology Department, July 1997.
6. Daniels, Matthews, et al. Experimental Physical Chemistry. New York: McGraw-Hill Book Company, 1956. pp. 327-328.
7. Carlson, Fred. Personal interview with the author, September 22, 1997.

## AUTHORS

E. D. Chen, Senior Mechanical Engineer, Mechanical Engineering, Car Assets, Consolidated Rail Corp.

L. F. Myers, PE, Assistant Director-Research and Test, Technical Services Laboratory, Consolidated Rail Corp.

Y. H. Tse, Director-Engineering Development, Mechanical Engineering, Car Assets, Consolidated Rail Corp.

Appendix A

Car Repair Records

Placebo Train  
EABS Train

4/7/97

## Placebo Train Repair Records

| PLACEBO TRAIN REPAIR DATA |           |            |                |                                 |                  |          |                        |
|---------------------------|-----------|------------|----------------|---------------------------------|------------------|----------|------------------------|
| CAR #                     | DATE      | SITE       | REPORT BY      | DEFECTS                         | CAUSE            | LOCATION | PART RENEW             |
| 505132                    | 17-Jun-96 | Waynesburg | Roger Bennett  | H.B.rivet broke inside housing  | U/K              | B-end    | H.B. Univsl. 9300      |
| 507027                    | 25-Jun-96 |            | CRB DATA       | renew cplr knuckle pin          | U/K              |          | cplr knuckle pin       |
| 504715                    | 28-Jun-96 | EDDYSTONE  | C.DGANTONIO    | FIX BENT HANDHOLD               | N/A              |          |                        |
| 504715                    | 28-Jun-96 |            | CRB DATA       | renew air hose support & coupl  | U/K              | A-end    | hose support & coup    |
| 504715                    | 28-Jun-96 |            | CRB DATA       | renew air hose support & coupl  | U/K              | B-end    | hose support & coup    |
| 504715                    | 28-Jun-96 |            | CRB DATA       | RENEW WHEELSET                  | U/K              | #1       | WHEELSET               |
| 504715                    | 28-Jun-96 |            | CRB DATA       | RENEW WHEELSET                  | Tread Shelled    | #2       | WHEELSET               |
| 506042                    | 17-Jul-96 |            | CRB DATA       | renew brk shoe & key            | U/K              |          | brake shoe & key       |
| 504682                    | 26-Jul-96 | Eddystone  | David Campbell | renew wheels                    | slid flat        | #3       | 36" wheel set          |
| 504682                    | 26-Jul-96 | Eddystone  | David Campbell | renew wheels                    | slid flat        | #4       | 36" wheel set          |
| 505632                    | 1-Aug-96  |            | CRB DATA       | brk beam hanger                 | U/K              |          | brk beam hanger        |
| 505186                    | 8-Aug-96  | EDDYSTONE  | BOB MUNDELL    | valve gasket blown              | U/K              |          | pipe bracket gasket    |
| 507372                    | 12-Aug-96 | ENOLA      | DON PAUL       | BURNED IN BRK BEAM HEAD         | LOST SHOE        | U/K      | brake beam             |
| 507372                    | 12-Aug-96 | ENOLA      | DON PAUL       | MISSING BRK SHOE                | LOST SHOE        | U/K      | brake shoe             |
| 505186                    | 15-Aug-96 |            | CRB DATA       | EMERGENCY PORTION REP/CLN       |                  |          | EMERGENCY PORTIO       |
| 504062                    | 19-Aug-96 | Eddystone  | John Warren    | Side Wiped                      | U/K              | AL       |                        |
| 507068                    | 19-Aug-96 | Eddystone  | John Warren    | Side wiped                      | U/K              | BL       |                        |
| 507168                    | 19-Aug-96 | Eddystone  | Bob Mundell    | Brake beam head burnt in        | U/K              | L1       | brake beam             |
| 507168                    | 19-Aug-96 |            | CRB DATA       | brk shoe & key                  | U/K              |          | brake shoe & key       |
| 507168                    | 19-Aug-96 |            | CRB DATA       | brk shoe & key                  | U/K              |          | brake shoe & key       |
| 507168                    | 19-Aug-96 | Eddystone  | Bob Mundell    | MISSING BRK SHOE                | U/K              | L1       | brake shoe             |
| 507168                    | 19-Aug-96 | Eddystone  | Bob Mundell    | MISSING BRK SHOE                | U/K              | R1       | brake shoe & key       |
| 505814                    | 28-Aug-96 |            | CRB DATA       | brk hanger/conn pin             | U/K              |          | brk hanger/conn pin    |
| 503507                    | 30-Aug-96 | EDDYSTONE  | DAVID CAMPBELL | brk pipe fitting gasket leaking | U/K              |          | brk pipe fitting gaske |
| 506640                    | 30-Aug-96 | EDDYSTONE  | DAVID CAMPBELL | RENEW WHEELSET                  | Tread Shelled    | #1       | WHEELSET               |
| 506640                    | 30-Aug-96 | Eddystone  | David Campbell | RENEW WHEELSET                  | Tread Shelled    | #4       | wheel set              |
| 506821                    | 30-Aug-96 | EDDYSTONE  | DAVID CAMPBELL | BURNT BRAKE BEAM HEAD           | MISSING BRK SHOE |          | BRAKE BEAM             |
| 506821                    | 30-Aug-96 | EDDYSTONE  | DAVID CAMPBELL | MISSING BRK SHOE                | MISSING BRK SHOE |          | brake shoe             |
| 505912                    | 20-Sep-96 |            | CRB DATA       | brk hanger/conn pin             | U/K              |          | brk hanger/conn pin    |
| 505912                    | 20-Sep-96 |            | CRB DATA       | top rod                         | U/K              |          | top rod                |
| 503507                    | 30-Sep-96 | Eddystone  | David Campbell | hi impact wheel                 | U/K              | #3       | wheelsets              |
| 504333                    | 30-Sep-96 | ENOLA      | STEVEN OWENS   | BAD SLACK ADJUSTER              | U/K              |          | SLACK ADJUSTER         |
| 505610                    | 30-Sep-96 | ENOLA      | STEVEN OWENS   | BRK CYL. HOUSING CRACK          | U/K              |          | BRAKE CYL              |
| 506895                    | 30-Sep-96 | ENOLA      | STEVEN OWENS   | BRAKE BEAM BURNT IN             | U/k              | #4       | BRAKE BEAM             |

4/7/97

## Placebo Train Repair Records

| <b>PLACEBO TRAIN REPAIR DATA</b> |           |                  |              |                                   |       |          |                       |
|----------------------------------|-----------|------------------|--------------|-----------------------------------|-------|----------|-----------------------|
| CAR #                            | DATE      | SITE             | REPORT BY    | DEFECTS                           | CAUSE | LOCATION | PART RENEW            |
| 506895                           | 30-Sep-96 | ENOLA            | STEVEN OWENS | MISSING BRK SHOE                  | U/k   | #4       | brake shoe & key      |
| 503507                           | 7-Oct-96  |                  | CRB DATA     | pipe fitting                      | U/K   |          | pipe fitting          |
| 507168                           | 14-Oct-96 | Eddystone        | Bob Mundell  | brk beam head burnt in            | U/K   | R2       | brake beam            |
| 507168                           | 14-Oct-96 | Eddystone        | Bob Mundell  | MISSING BRK SHOE                  | U/K   | R2       | brake shoe & key      |
| 506992                           | 25-Oct-96 | Eddystone        | Bill         | Burnt Brk Head                    | U/K   | L3       | Brake Beam            |
| 506992                           | 25-Oct-96 | Eddystone        | Bill         | missing brk shoe                  | U/K   | L3       | brake shoe & key      |
| 505275                           | 26-Oct-96 | Eddystone        | CRB DATA     | air hose support                  | U/K   | A-end    | air hose support      |
| 505275                           | 26-Oct-96 | Eddystone        | CRB DATA     | air hose support                  | U/K   | B-end    | air hose support      |
| 505275                           | 26-Oct-96 | Eddystone        | Bill         | Burnt Brk Head                    | U/K   | #3       | Brake Beam            |
| 505275                           | 26-Oct-96 | Eddystone        | Bill         | missing brk shoe                  | U/K   | R2       | brake shoe & key      |
| 505275                           | 26-Oct-96 | Eddystone        | CRB DATA     | wheel set changeout               | U/K   | #4       | wheelsets             |
| 503327                           | 13-Nov-96 | West Brownsville | Chip Durant  | Comb.cutout cock/dirt collector   | U/K   |          | Comb.cutout cock/dir  |
| 503834                           | 21-Nov-96 |                  | CRB DATA     | brake shoe                        | U/K   |          | brake shoe            |
| 507146                           | 2-Dec-96  | Eddystone        | Bob Mundell  | Brake beam head burnt in          | U/K   | L1       | brake beam            |
| 507146                           | 2-Dec-96  | Eddystone        | Bob Mundell  | worn brake shoe                   | U/K   | L1       | brake shoe            |
| 507068                           | 5-Dec-96  |                  | CRB DATA     | brake hanger                      | U/K   |          | brake hanger          |
| 504665                           | 9-Dec-96  |                  | CRB DATA     | air hose support                  | U/K   | A-end    | air hose support      |
| 504665                           | 9-Dec-96  |                  | CRB DATA     | air hose support                  | U/K   | B-end    | air hose support      |
| 507224                           | 9-Dec-96  | Eddystone        | Bob Mundell  | Brake beam head burnt in          | U/K   | #3       | brake beam            |
| 507224                           | 9-Dec-96  |                  | CRB DATA     | Brake beam head burnt in          | U/K   | #2       | brake beam            |
| 507224                           | 9-Dec-96  |                  | CRB DATA     | slack adjuster                    | U/K   |          | slack adjuster        |
| 507224                           | 9-Dec-96  |                  | CRB DATA     | WHEEL SET                         | U/K   | #1       | WHEEL SET             |
| 507224                           | 9-Dec-96  |                  | CRB DATA     | WHEEL SET                         | U/K   | #4       | WHEEL SET             |
| 507224                           | 9-Dec-96  | Eddystone        | Bob Mundell  | worn brake shoe                   | U/K   | R2       | brake shoe            |
| 507224                           | 9-Dec-96  |                  | CRB DATA     | worn brake shoe                   | U/K   | L3       | brake shoe            |
| 503535                           | 11-Dec-96 | Eddystone        | Bob Mundell  | carrier iron broken               | U/K   | B-end    | carrier iron & 12" we |
| 504842                           | 11-Dec-96 | Eddystone        | CRB DATA     | brake hanger                      | U/K   |          | brake hanger          |
| 504842                           | 11-Dec-96 | Eddystone        | Bob Mundell  | worn brake shoe                   | U/K   | L3       | brake shoe            |
| 503367                           | 18-Dec-96 |                  | CRB DATA     | KNUCKLE PIN                       | U/K   | A-end    | KNUCKLE PIN           |
| 504695                           | 19-Dec-96 | Eddystone        | Bob Mundell  | broken air reservoir pipe         | U/K   |          | air reservoir pipe    |
| 504695                           | 19-Dec-96 | Eddystone        | Bob Mundell  | shelled wheel                     | U/K   | R1       | wheelsets             |
| 506759                           | 19-Dec-96 | Eddystone        | Bob Mundell  | defective air brake               | U/K   |          |                       |
| 506820                           | 7-Jan-97  |                  | CRB DATA     | emergency valve gasket leak       | U/K   |          | emergency valve gas   |
| 506820                           | 7-Jan-97  |                  | CRB DATA     | service portion valve gasket leak | U/K   |          | service portion valve |

4/7/97  
Placebo Train Repair Records

| <b>PLACEBO TRAIN REPAIR DATA</b>                                                     |           |            |             |                                     |       |                      |                         |
|--------------------------------------------------------------------------------------|-----------|------------|-------------|-------------------------------------|-------|----------------------|-------------------------|
| CAR #                                                                                | DATE      | SITE       | REPORT BY   | DEFECTS                             | CAUSE | LOCATION             | PART RENEW              |
| 505182                                                                               | 8-Jan-97  | Eddystone  | Bob Mundell | worn brake shoe                     | U/K   | R3                   | brake shoe              |
| 504333                                                                               | 15-Jan-97 | Eddystone  | Bob Mundell | burnt brk head                      | U/K   | L1                   | brk beam                |
| 506523                                                                               | 15-Jan-97 | Eddystone  | Bob Mundell | broken cutting lever                | U/K   | B-end                | cutting lever           |
| 506523                                                                               | 15-Jan-97 | Eddystone  | Bob Mundell | broken lock lift                    | U/K   | B-end                | cplr lock lift          |
| 507372                                                                               | 15-Jan-97 | Eddystone  | Bob Mundell | burnt brake shoe                    | U/K   | R1                   | brake shoe              |
| 507372                                                                               | 15-Jan-97 | Eddystone  | Bob Mundell | burnt brake shoe                    | U/K   | L1                   | brake shoe              |
| 504794                                                                               | 20-Jan-97 | Eddystone  | Bob Mundell | service valve leaking               | U/K   |                      | tightened bolts&teste   |
| 503367                                                                               | 24-Jan-97 | Shire Oaks | Chip Durant | defective slack adjuster            | U/K   |                      | slack adjuster          |
| 505204                                                                               | 24-Jan-97 |            | CRB DATA    | Coupler knuckle pin                 | U/K   |                      | Coupler knuckle pin     |
| 505486                                                                               | 24-Jan-97 |            | CRB DATA    | Misc repair Welding                 | U/K   | B-end                | tack or fillat welds    |
| 507275                                                                               | 24-Jan-97 |            | CRB DATA    | bottom rod safety support           | U/K   |                      | bottom rod safety su    |
| 507275                                                                               | 24-Jan-97 | Shire Oaks | Chip Durant | defective slack adjuster            | U/K   |                      | slack adjuster          |
| 503318                                                                               | 27-Jan-97 |            | CRB DATA    | knuckle pin                         | U/K   |                      | knuckle pin             |
| 505418                                                                               | 11-Feb-97 | Eddystone  | Bob Mundell | defective service valve             | U/K   |                      | service valve           |
| 505204                                                                               | 15-Feb-97 | Eddystone  | Bob Mundell | defective slack adjuster            | U/K   |                      | slack adjuster          |
| 505861                                                                               | 21-Feb-97 | Eddystone  | Bob Mundell | air resvoir flange broken           | U/K   |                      | air resvoir flange      |
| 506895                                                                               | 21-Feb-97 | Eddystone  | Bob Mundell | body S.B. broken                    | U/K   | AL                   | body side brg           |
| 504751                                                                               | 25-Feb-97 | Eddystone  | Bob Mundell | Side Bearing bolts & roller missing | U/K   | BR                   | side brg bolts & roller |
| 505181                                                                               | 25-Feb-97 | Eddystone  | Bob Mundell | defective emergency valve           | U/K   |                      | emergency valve         |
| 506515                                                                               | 7-Mar-97  | Eddystone  | Bob Mundell | bad slack adjuster                  | U/K   |                      | slack adjuster          |
| <b>NOTE:</b> Data include reported repairs as of 3/15/97 and CRB data as of 1/31/97. |           |            |             |                                     |       |                      |                         |
|                                                                                      |           |            |             | <i>Repaired Items</i>               |       | <i>No. Incidents</i> | <i>Percentage</i>       |
|                                                                                      |           |            |             | Wheelset Changeouts                 |       | 11                   | 12.64%                  |
|                                                                                      |           |            |             | Brake Shoes Renewed                 |       | 19                   | 21.84%                  |
|                                                                                      |           |            |             | Brake Beams Renewed                 |       | 11                   | 12.64%                  |
|                                                                                      |           |            |             | Other Brake Components              |       | 33                   | 37.93%                  |
|                                                                                      |           |            |             | Misc. Repairs                       |       | 13                   | 14.94%                  |
|                                                                                      |           |            |             | <b>Total</b>                        |       | <b>87</b>            | <b>100.00%</b>          |

4/7/97  
EP Train Repair Records

| EP TRAIN REPAIR DATA |           |               |                |                               |                       |       |                       |
|----------------------|-----------|---------------|----------------|-------------------------------|-----------------------|-------|-----------------------|
| EAB CAR              | DATE      | SITE          | REPORT BY      | DEFECTS                       | CAUSE                 | LOC   | PART RENEW            |
| 503549               | 01-Jul-96 | CROMBY        | E.WILLIAMS     | REPLACE BRK.SHOE & KEY        | SHOE AND KEY MISSING  | R4    | SHOE AND KEY          |
| 503628               | 01-Jul-96 | CROMBY        | E.WILLIAMS     | RENEW BRAKE SHOE              | BOTTOM PART SHOE      | L1    | BRAKE SHOE            |
| 504160               | 01-Jul-96 | CROMBY        | E.WILLIAMS     | RESEAT BODY CENTEPLATE        | POOR LOADING          |       |                       |
| 506012               | 01-Jul-96 | CROMBY        | E.WILLIAMS     | RESEAT BODY CTR.PL. TO        | POOR LOADING          |       |                       |
| 507354               | 01-Jul-96 | EDDYSTONE     | D.CAMPBELL     | FIX BENT LADDER TREAD         | SIDE WIPED AT EMERALD |       |                       |
| 507354               | 01-Jul-96 | EDDYSTONE     | D.CAMPBELL     | FIX BENT LADDER TREAD         | SIDE WIPED AT EMERALD |       |                       |
| 506914               | 10-Jul-96 | SHIREOAKS     | S.JENSHENKO    | REPLACE END CONNECTOR         | UNKNOWN               | B-END | END CONNECTOR         |
| 506914               | 10-Jul-96 | SHIREOAKS     | S.JENSHENKO    | REPLACE JUNCTION BOX          | UNKNOWN               | B-END | JUNCTION BOX          |
| 504463               | 16-Jul-96 | EDDYSTONE     | D.CAMPBELL     | RENEW BRAKE SHOES             | WORN OUT              | #2    | BRAKE SHOE            |
| 506836               | 16-Jul-96 | EDDYSTONE     | D.CAMPBELL     | RENEW BRAKE BEAM              | HEAD WORN OFF         | #2    | BRAKE BEAM            |
| 507141               | 16-Jul-96 | B'VILLE/EMER  |                | TRIGGERED HOT BOX             | DEFECTIVE CCU         | U/K   | CCU                   |
| 507141               | 16-Jul-96 | EDDYSTONE     | D.CAMPBELL     | RENEW CENTERPLATE             | C.P. BOLTS SHEARED    | U/K   | CENTER PLATE BOLTS    |
| 503587               | 26-Jul-96 | SHIRE OAKS    |                | RENEW BRAKE SHOES             | WORN OUT              | R3    | BRAKE SHOE            |
| 503587               | 26-Jul-96 | SHIRE OAKS    |                | RENEW BRAKE SHOES             | WORN OUT              | L3    | BRAKE SHOE            |
| 503587               | 26-Jul-96 | SHIRE OAKS    |                | RENEW BRAKE SHOES             | WORN OUT              | L2    | BRAKE SHOE            |
| 505251               | 01-Jul-96 | SHIRE OAKS    | JCF - UNK      | REATTACH SLACK                | LOST COTTER KEY       | U/K   | COTTER KEY            |
| 504823               | 06-Aug-96 | Enola         | Don Paul       | RENEW BRAKE SHOES             | lost shoe             | L2    | BRAKE SHOE            |
| 504963               | 06-Aug-96 | Enola         | Don Paul       | burned in brake beam head     | lost shoe             | L2    | brake beam            |
| 507186               | 06-Aug-96 | Harrisburg    | Robert Sanders | Brake lever pin broke         | U/K                   |       | Brake lever pin broke |
| 507186               | 06-Aug-96 | Stony Cr      | David Campbell | end connector plug broken     | U/K                   |       | end connector plug    |
| 503587               | 07-Aug-96 | Eddystone     | Robert Sanders | brake piston stuck            | U/K                   |       |                       |
| 503867               | 07-Aug-96 | Eddystone     | Robert Sanders | CCU not responding to HEU     | U/K                   |       | CCU                   |
| 506191               | 07-Aug-96 | Eddystone     | Robert Sanders | abnormal CCU readings         | U/K                   |       | CCU                   |
| 506374               | 07-Aug-96 | Eddystone     | Robert Sanders | CCU not responding to HEU     | U/K                   |       | CCU                   |
| 506421               | 07-Aug-96 | Eddystone     | Robert Sanders | CCU not responding to HEU     | U/K                   |       | CCU                   |
| 507034               | 07-Aug-96 | Eddystone     | Robert Sanders | CCU not responding to HEU     | U/K                   |       | CCU                   |
| 506269               | 14-Aug-96 | Eddystone     | David Campbell | End connector broken          | U/K                   |       | end connector         |
| 504996               | 15-Aug-96 |               | CRB DATA       | RENEW BRK SHOE                | U/K                   |       | BRAKE SHOE            |
| 504996               | 15-Aug-96 |               | CRB DATA       | RENEW BRK SHOE                | U/K                   |       | BRAKE SHOE            |
| 507034               | 15-Aug-96 | Eddystone     | David Campbell | AB valve service portion leak | loose fasteners       |       | gasket                |
| 507197               | 19-Aug-96 | Eddystone     | Bob Mundell    | pin missing from H.B.         | U/K                   |       | pin                   |
| 504920               | 28-Aug-96 | Waynesburg    | car inspector  | renew pin on brake lever      | U/K                   | U/K   | brake pin             |
| 503723               | 06-Sep-96 |               | CRB DATA       | BRK BEAM HANGER               | U/K                   |       | brk beam hanger       |
| 505239               | 06-Sep-96 |               | CRB DATA       | BRK BEAM HANGER               | U/K                   |       | brk beam hanger       |
| 507279               | 06-Sep-96 |               | CRB DATA       | RENEW CPLR KNUCKLE PIN        | U/K                   |       | coupler               |
| 503549               | 17-Sep-96 | W.Brownsville | Chip Durant    | leaking service portion       | U/K                   |       | gasket                |



4/7/97

## EP Train Repair Records

| EP TRAIN REPAIR DATA |           |               |             |                          |                            |               |                         |
|----------------------|-----------|---------------|-------------|--------------------------|----------------------------|---------------|-------------------------|
| EAB CAR              | DATE      | SITE          | REPORT BY   | DEFECTS                  | CAUSE                      | LOC           | PART RENEW              |
| 504823               | 01-Oct-96 | EDDYSTONE     | John Rus    | Dead CCU-stuck brake/new | U/K                        |               | CCU                     |
| 505373               | 05-Oct-96 | West Falls    | John Rus    | Replace damaged End      | broken hanger              |               | end connector           |
| 506481               | 10-Oct-96 |               | CRB DATA    | brk. shoe changeout      | U/K                        |               | brake shoe              |
| 507031               | 10-Oct-96 |               | CRB DATA    | brk. shoe changeout      | U/K                        |               | brake shoe              |
| 507141               | 10-Oct-96 |               | CRB DATA    | brk shoe changeout       | U/K                        |               | brk shoe                |
| 507257               | 14-Oct-96 |               | CRB DATA    | brk. shoe changeout      | U/K                        |               | brake shoe              |
| 507257               | 14-Oct-96 |               | CRB DATA    | brk. shoe changeout      | U/K                        |               | brake shoe              |
| 504397               | 16-Oct-96 | Eddystone     | John Rus    | Cutting lever & bracket  | bypass coupler             | B-end         | cutting lever & bkt     |
| 505424               | 19-Oct-96 | Shire Oaks    | Chip Durant | Dead CCU-stuck brake/new | loose screw -circuit board |               | CCU                     |
| 503363               | 21-Oct-96 |               | CRB DATA    | coupler lock lifter      | U/K                        | B             | lock lifter             |
| 507141               | 21-Oct-96 |               | CRB DATA    | coupler lock lifter      | U/K                        | B-end         | coupler lock lifter     |
| 507141               | 21-Oct-96 |               | CRB DATA    | cutting lever & bracket  | U/K                        | B-end         | cutting lever & bracket |
| 504823               | 22-Oct-96 |               | CRB DATA    | brk shoe changeout       | U/K                        | L4            | brk shoe                |
| 506352               | 22-Oct-96 |               | CRB DATA    | brk shoe changeout       | U/K                        | R4            | brk shoe                |
| 506634               | 22-Oct-96 |               | CRB DATA    | brk shoe changeout       | U/K                        | L4            | brk shoe                |
| 506634               | 22-Oct-96 |               | CRB DATA    | brk shoe changeout       | U/K                        | R4            | brk shoe                |
| 503565               | 31-Oct-96 | Eddystone     | Bob Mundell | BENT CUTTING LEVER       | U/K                        |               | UNCPL. LEVER            |
| 505171               | 31-Oct-96 | Eddystone     | Bob Mundell | BROKEN SIDE BRG          | U/K                        |               | SIDE BRG                |
| 506967               | 31-Oct-96 | Eddystone     | Bob Mundell | defective slack adjuster | U/K                        |               | Slack Adjuster          |
| 503363               | 01-Nov-96 |               | CRB DATA    | brk. shoe changeout      | U/K                        |               | brake shoe              |
| 504920               | 01-Nov-96 |               | CRB DATA    | brk shoe changeout       | U/K                        |               | brk shoe                |
| 506967               | 04-Nov-96 |               | CRB DATA    | replace bolts            | U/K                        | A-end & B-end | bolts                   |
| 504823               | 05-Nov-96 |               | CRB DATA    | brk shoe changeout       | U/K                        | L2            | brk shoe                |
| 504881               | 05-Nov-96 |               | CRB DATA    | brk shoe changeout       | U/K                        | L2            | brk shoe                |
| 503565               | 14-Nov-96 |               | CRB DATA    | service valve gasket     | U/K                        |               | service valve gasket    |
| 504881               | 14-Nov-96 | W.Brownsville | Chip Durant | Serv.port.gasket blown   | U/K                        |               | valve gasket            |
| 504785               | 17-Nov-96 |               | CRB DATA    | brk shoe changeout       | U/K                        |               | brk shoe                |
| 504881               | 21-Nov-96 | Harrisburg    | John Rus    | Dead CCU-stk brk-hot box | U/K                        |               | CCU                     |
| 504881               | 25-Nov-96 | Eddystone     | John Rus    | Bad Slack Adjuster       | U/K                        |               | Slack Adjuster          |
| 504881               | 26-Nov-96 |               | CRB DATA    | brk shoe changeout       | U/K                        |               | brk shoe                |
| 504881               | 26-Nov-96 |               | CRB DATA    | brk shoe changeout       | U/K                        |               | brk shoe                |
| 504881               | 26-Nov-96 |               | CRB DATA    | brk shoe changeout       | U/K                        |               | brk shoe                |
| 504996               | 26-Nov-96 |               | CRB DATA    | RENEW BRK SHOE           | U/K                        |               | BRAKE SHOE              |
| 504996               | 26-Nov-96 |               | CRB DATA    | RENEW BRK SHOE           | U/K                        |               | BRAKE SHOE              |
| 503999               | 02-Dec-96 |               | CRB DATA    | brk shoe and key         | U/K                        |               | brk shoe                |
| 506352               | 02-Dec-96 |               | CRB DATA    | brk shoe & key           | U/K                        |               | brk shoe & key          |

4/7/97  
EP Train Repair Records

| <b>EP TRAIN REPAIR DATA</b> |             |             |                  |                              |              |            |                      |
|-----------------------------|-------------|-------------|------------------|------------------------------|--------------|------------|----------------------|
| <b>EAB_CAR</b>              | <b>DATE</b> | <b>SITE</b> | <b>REPORT BY</b> | <b>DEFECTS</b>               | <b>CAUSE</b> | <b>LOC</b> | <b>PART RENEW</b>    |
| 506352                      | 02-Dec-96   |             | CRB DATA         | brk shoe & key               | U/K          |            | brk shoe & key       |
| 504920                      | 03-Dec-96   |             | CRB DATA         | slack adjuster changeout     | U/K          |            | slack adjuster       |
| 504920                      | 03-Dec-96   |             | CRB DATA         | brk shoe changeout           | U/K          | L1         | brk shoe             |
| 504920                      | 03-Dec-96   |             | CRB DATA         | brk shoe changeout           | U/K          | R1         | brk shoe             |
| 504920                      | 03-Dec-96   |             | CRB DATA         | brk shoe changeout           | U/K          | L2         | brk shoe             |
| 504920                      | 03-Dec-96   |             | CRB DATA         | brk shoe changeout           | U/K          | R2         | brk shoe             |
| 504920                      | 03-Dec-96   |             | CRB DATA         | brk shoe changeout           | U/K          | L3         | brk shoe             |
| 504920                      | 03-Dec-96   |             | CRB DATA         | brk shoe changeout           | U/K          | R3         | brk shoe             |
| 504920                      | 03-Dec-96   |             | CRB DATA         | brk shoe changeout           | U/K          | L4         | brk shoe             |
| 504920                      | 03-Dec-96   |             | CRB DATA         | brk shoe changeout           | U/K          | R4         | brk shoe             |
| 504920                      | 03-Dec-96   |             | CRB DATA         | Cutter Key/Split Key         | U/K          | A-end      | Cutter Key/Split Key |
| 504390                      | 09-Dec-96   | Shire Oaks  | John Rus         | burnt brk shoe               | H.B. was set | U/K        | brake shoe           |
| 506232                      | 09-Dec-96   | Shire Oaks  | Chip Durant      | built up tread               | H.B. was set | #1         | Wheel set            |
| 506481                      | 09-Dec-96   | Shire Oaks  | John Rus         | burnt brk shoe               | H.B. was set | U/K        | brake shoe           |
| 506711                      | 09-Dec-96   | Shire Oaks  | Chip Durant      | built up tread               | H.B. was set | #2         | Wheel set            |
| 506352                      | 16-Dec-96   |             | CRB DATA         | Angle Cock Changeout         | U/K          | A-end      | angle cock           |
| 504511                      | 19-Dec-96   |             | CRB DATA         | brake beam changeout         | U/K          | #2         | brake beam           |
| 504511                      | 19-Dec-96   |             | CRB DATA         | brk shoe & key               | U/K          | L2         | brk shoe & key       |
| 504511                      | 19-Dec-96   |             | CRB DATA         | brk shoe & key               | U/K          | R2         | brk shoe & key       |
| 503999                      | 19-Jan-97   | Eddystone   | Bob Mundell      | Broken cutting lever         | U/K          | A-end      | cutting lever        |
| 507031                      | 19-Jan-97   | Eddystone   | Bob Mundell      | H.B. pin missing             | U/K          |            | pin                  |
| 507141                      | 19-Jan-97   | Eddystone   | Bob Mundell      | broken cutting lever         | U/K          | A-end      | cutting lever        |
| 507257                      | 19-Jan-97   | Eddystone   | Bob Mundell      | H.B. pin missing             | U/K          |            | pin                  |
| 506634                      | 23-Jan-97   | Eddystone   | John Rus         | brake inoperative            | U/K          |            |                      |
| 504390                      | 30-Jan-97   | Eddystone   | Bob Mundell      | bad emergency valve          | U/K          |            | emergency valve      |
| 504927                      | 06-Feb-97   | ?????       |                  | brake inoperative            | U/K          |            |                      |
| 506836                      | 06-Feb-97   | Eddystone   | Bob Mundell      | burnt brk shoe               | U/K          | L1         | brake shoe           |
| 503678                      | 07-Feb-97   | Shire Oaks  | R.W.Benette      | vent valve gasket leak       | U/K          |            | gaskets              |
| 506994                      | 07-Feb-97   | Shire Oaks  | R.W.Benette      | missing brk pin              | U/K          |            | brk pin              |
| 507101                      | 07-Feb-97   | Shire Oaks  | R.W.Benette      | service portion valve gasket | U/K          |            | gaskets              |
| 504339                      | 11-Feb-97   | Eddystone   | Bob Mundell      | bad emergency valve          | U/K          |            | emergency valve      |
| 505059                      | 11-Feb-97   | Eddystone   | Bob Mundell      | slack adj disconnected       | U/K          |            |                      |
| 503678                      | 19-Feb-97   | Shire Oaks  | Chip Durant      | serv. valve gasket           | U/K          |            | serv. valve gasket   |
| 504160                      | 19-Feb-97   | Cromby      | John Teel        | damaged end connector        | U/K          |            | end connector        |
| 506285                      | 19-Feb-97   | Cromby      | John Teel        | damaged end conn. & J.box    | U/K          |            | end connector & box  |
| 507363                      | 19-Feb-97   | Shire Oaks  | Chip Durant      | serv. valve gasket           | U/K          |            |                      |



4/7/97  
EP Train Repair Records

| <u>EP TRAIN REPAIR DATA</u>                                                                                                                                                                                                                                    |                   |              |           |                       |                      |                   |            |
|----------------------------------------------------------------------------------------------------------------------------------------------------------------------------------------------------------------------------------------------------------------|-------------------|--------------|-----------|-----------------------|----------------------|-------------------|------------|
| EAB CAR                                                                                                                                                                                                                                                        | DATE              | SITE         | REPORT BY | DEFECTS               | CAUSE                | LOC               | PART RENEW |
| NOTE: 1. Data include reported repairs as of 3/15/97 and CRB data as of 1/31/97. Data include only faulty CCUs that had resulted cars to be set off from the train. The total number of failed CCUs is 37 during the period including 14 retrofitted new CCUs. |                   |              |           |                       |                      |                   |            |
| 2. Completed CCU retrofitting - 9/10/96.                                                                                                                                                                                                                       |                   |              |           |                       |                      |                   |            |
| <u>Bad CCUs</u>                                                                                                                                                                                                                                                | <u>ate Failed</u> | <u>Count</u> |           | <u>Repaired Items</u> | <u>No. Incidents</u> | <u>Percentage</u> |            |
| 504823                                                                                                                                                                                                                                                         | 1-Oct-96          | 1            |           | EP Brake CCUs         | 9                    | 7.14%             |            |
| 506634                                                                                                                                                                                                                                                         | 19-Oct-96         | 2            |           | Other EP Brake Compo  | 7                    | 5.56%             |            |
| 505171                                                                                                                                                                                                                                                         | 21-Nov-96         | 3            |           | Wheelset Changeouts   | 2                    | 1.59%             |            |
| 504717                                                                                                                                                                                                                                                         | 12-Dec-96         | 4            |           | Brake Shoes Renewed   | 57                   | 45.24%            |            |
| 506066                                                                                                                                                                                                                                                         | 12-Dec-96         | 5            |           | Brake Beams Renewed   | 3                    | 2.38%             |            |
| 506012                                                                                                                                                                                                                                                         | 25-Dec-96         | 6            |           | Other Brake Componen  | 29                   | 23.02%            |            |
| 506897                                                                                                                                                                                                                                                         | 25-Dec-96         | 7            |           | Misc. Repairs         | 19                   | 15.08%            |            |
| 504339                                                                                                                                                                                                                                                         | 12-Jan-97         | 8            |           | Total                 | 126                  | 100.00%           |            |
| 506408                                                                                                                                                                                                                                                         | 13-Jan-97         | 9            |           |                       |                      |                   |            |
| 506352                                                                                                                                                                                                                                                         | 19-Jan-97         | 10           |           |                       |                      |                   |            |
| 506094                                                                                                                                                                                                                                                         | 19-Jan-97         | 11           |           |                       |                      |                   |            |
| 507315                                                                                                                                                                                                                                                         | 1-Feb-97          | 12           |           |                       |                      |                   |            |
| 504997                                                                                                                                                                                                                                                         | 7-Mar-97          | 13           |           |                       |                      |                   |            |
| 506408                                                                                                                                                                                                                                                         | 7-Mar-97          | 14           |           |                       |                      |                   |            |

