



U.S. Department of  
Transportation

Federal Railroad  
Administration  
Office of Safety

# Accident/Incident Bulletin

## No. 154

## Calendar Year 1985

July 1986



NOTICE

This document is prepared from reports submitted by the railroads to the Federal Railroad Administration in accordance with Regulation 49 C.F.R. 225. These data have been edited and summarized by FRA personnel. The United States Government assumes no liability for its contents or its use.

Federal Railroad Administration  
Office of Safety, RRS-22  
400 Seventh Street, S.W.  
Washington, D.C. 20590

## TABLE OF CONTENTS

| <u>Section</u>  | Page |
|---|------|
| INTRODUCTION .....  | 1    |
| 1. HISTORICAL TRENDS, LAST SIX YEARS .....                              | 3    |
| Operations .....  | 3    |
| Train Accidents .....   | 5    |
| Train Accidents, Train Incident and Non-Train Incidents .....           | 12   |
| Casualties .....  | 14   |
| 2. OVERVIEW OF 1985 DATA .....  | 17   |
| Speed Factor in Accidents .....   | 17   |
| Accidents and Track Type .....  | 19   |
| Cause by Type of Accident .....   | 20   |
| Injuries and Fatalities by Type of Person .....                         | 21   |
| 3. ACCIDENTS: DETAIL OF 1985 OCCURRENCES .....                          | 29   |
| 4. ACCIDENTS INVOLVING CONSISTS TRANSPORTING HAZARDOUS MATERIALS .....  | 37   |
| 5. ACCIDENTS AND CASUALTIES BY STATE .....                              | 43   |
| 6. SUMMARY OF ACCIDENT/INCIDENT DATA BY RAILROAD .....                  | 53   |
| 7. CASUALTIES: EMPLOYEES, TRESPASSERS, NONTRESPASSERS, AND OTHERS ..... | 69   |
| Summary of Casualties .....   | 69   |
| Employee Casualties .....   | 78   |
| Casualties in Train Accidents .....                                     | 87   |
| Casualties in Train Incidents .....                                     | 94   |
| Casualties in Non-Train Incidents .....                                 | 102  |
| APPENDIX A. Reportability Requirements and Definitions                  |      |
| APPENDIX B. Reporting Forms   |      |

## LIST OF TABLES

| <u>Table</u>  | Page |
|---|------|
| 1. HISTORICAL TRENDS, LAST SIX YEARS                                      |      |
| 1. Railroad Operational Profile .....                                     | 3    |
| 2. Revenue Ton-Miles .....  | 4    |
| 3. Train Accident Causes .....  | 5    |
| 4. Train Accidents and Reportable Damages by Train-Miles .....            | 10   |
| 5. Train Accidents and Reportable Damages by Type .....                   | 10   |
| 6. Train Accidents and Reportable Damages by Cause .....                  | 11   |
| 7. Total Accidents/Incidents .....  | 13   |
| 8. Casualties in Accidents/Incidents .....                                | 14   |
| 9. Casualties by Type of Person .....                                     | 15   |
| 2. OVERVIEW OF 1985 DATA  |      |
| 10. Train Accidents and Reportable Damages by Speed .....                 | 18   |
| 11. Train Accidents and Reportable Damages by Track Class .....           | 19   |
| 12. Reportable Damages in Train Accidents by Type and Cause .....         | 20   |
| 13. Casualties by Type of Person .....                                    | 22   |
| 14. Total Fatalities by Type of Person .....                              | 23   |
| 15. Total Nonfatal Casualties by Type of Person .....                     | 24   |
| 16. Total Accidents/Incidents by Occurrence .....                         | 25   |
| 17. Train Accidents by Month .....  | 27   |
| 18. Train Accidents by Type and Month .....                               | 27   |
| 3. ACCIDENTS: DETAIL OF 1985 OCCURRENCES                                  |      |
| 19. Train Accidents and Damages by Principal Causes and Subcauses .....   | 29   |
| 20. Train Accidents Resulting from Human Factors by Specific Causes ..... | 30   |

LIST OF TABLES (continued)

| <u>Table</u>   | Page |
|--|------|
| 21. Train Accidents Resulting from Mechanical and Electrical Failures by Specific Cause .....      | 32   |
| 22. Train Accidents Resulting from Defects in Track, Roadbed and Structures .....                  | 34   |
| 23. Train Accidents Resulting from Miscellaneous Causes by Specific Cause .....                    | 36   |
| 24. Damages to Rail Equipment in Train Accidents by Consist Type .....                             | 36   |
| <b>4. ACCIDENTS INVOLVING CONSISTS TRANSPORTING HAZARDOUS MATERIALS</b>                            |      |
| 25. Train Accidents Involving Hazardous Materials .....  | 37   |
| 26. Train Accidents Involving Consists Transporting Hazardous Materials .....                      | 37   |
| 27. Train Accidents Involving Hazardous Materials by Cause .....                                   | 39   |
| 28. Train Accidents Involving Hazardous Materials by State .....                                   | 40   |
| 29. Train Accidents Involving Hazardous Materials by Railroad .....                                | 41   |
| <b>5. ACCIDENTS AND CASUALTIES BY STATE</b>  |      |
| 30. Train Accidents by State and Type .....  | 43   |
| 31. Train Accidents by State and Cause .....   | 44   |
| 32. Train Accidents by State and Month .....   | 46   |
| 33. Casualties by State and Class of Accident/Incident .....                                       | 47   |
| 34. Train Accident and Train Incident Fatalities to Trespassers and Non-trespassers by State ..... | 48   |
| 35. Train Accident and Train Incident Injuries to Trespassers and Non-trespassers by State .....   | 50   |
| <b>6. SUMMARY OF ACCIDENT/INCIDENT DATA BY RAILROAD</b>  |      |
| 36. Summary of Train-Miles Operated .....  | 53   |
| 37. Involvement in Train Accidents by Railroad, Type and Cause .....                               | 54   |
| 38. Fatalities by Railroad and Type of Accident/Incident .....                                     | 56   |

LIST OF TABLES (continued)

| <u>Table</u>   | Page |
|--|------|
| 39. Nonfatal Casualties by Railroad and Type of Accident/<br>Incident .....                | 58   |
| 40. Injuries to Employees on Duty by Type of Injury and<br>Railroad .....                  | 60   |
| 41. Casualties in Train Accidents by Railroad .....  | 62   |
| 42. Casualties to Employees on Duty by Job Category and<br>Railroad .....                  | 63   |
| 43. Casualty Rates for Employees on Duty by Railroad .....                                 | 65   |
| 44. Summary of Nonfatal Injuries to Employees on Duty by<br>Railroad .....                 | 66   |
| 45. Summary of Employee on Duty Casualties by Reportability<br>Criteria and Railroad ..... | 67   |
| <br>7. CASUALTIES: EMPLOYEE, TRESPASSERS AND NON-TRESPASSERS AND OTHERS                    |      |
| <u>Summary of Casualties</u>   |      |
| 46. Fatalities by Type of Accident/Incident, Type of Railroad,<br>and Type of Person ..... | 70   |
| 47. Injuries by Type of Accident/Incident, Type of Railroad,<br>and Type of Person .....   | 71   |
| 48. Illnesses by Type of Accident/Incident; Type of Railroad,<br>and Type of Person .....  | 73   |
| 49. Nature of Injuries by Type of Accident/Incident .....                                  | 74   |
| 50. Nature of Injuries by Type of Person .....   | 76   |
| <u>Employee Casualties</u>   |      |
| 51. Employee on Duty Casualties by Type of Casualty .....                                  | 79   |
| 52. Employee on Duty Casualties by Job Category .....                                      | 80   |
| 53. Employee on Duty Fatalities by Job Category .....                                      | 82   |
| 54. Employee on Duty Injuries by Job Category .....  | 83   |
| 55. Lost Workdays Resulting from Nonfatal Injuries to Employees<br>on Duty .....           | 84   |

LIST OF TABLES (continued)

| <u>Table</u>  | Page |
|---|------|
| 56. Employee on Duty Illnesses by Job Category .....  | 85   |
| 57. Summary of Nonfatal Employee on Duty Injuries Due to<br>Assault .....   | 86   |
| <br><u>Casualties in Train Accidents</u>  |      |
| 58. Fatalities Resulting from Train Accidents Caused by<br>Miscellaneous Factors .....                              | 87   |
| 59. Nonfatal Casualties Resulting from Train Accidents Caused<br>by Miscellaneous Factors .....                     | 87   |
| 60. Fatalities Resulting from Train Accidents Caused by Human<br>Factors .....                                      | 88   |
| 61. Nonfatal Casualties Resulting from Train Accidents Caused<br>by Human Factors .....                             | 89   |
| 62. Fatalities Resulting from Train Accidents Caused by<br>Mechanical/Electrical Failures .....                     | 90   |
| 63. Nonfatal Casualties Resulting from Train Accidents Caused<br>by Mechanical/Electrical Failures .....            | 91   |
| 64. Fatalities Resulting from Train Accidents Caused by Defects<br>in Track, Roadbed, and Structures .....          | 92   |
| 65. Nonfatal Casualties Resulting from Train Accidents Caused<br>by Defects in Track, Roadbed, and Structures ..... | 93   |
| <br><u>Casualties in Train Incidents</u>  |      |
| 66. Fatalities in Train Incidents by Specific Occurrence and<br>Type of Person .....                                | 94   |
| 67. Injuries in Train Incidents by Specific Occurrence and<br>Type of Person .....                                  | 96   |
| 68. Illness in Train Incidents by Specific Occurrence and Type<br>of Person .....                                   | 101  |
| <br><u>Casualties in Non-Train Incidents</u>  |      |
| 69. Fatalities in Non-Train Incidents by Specific Occurrence<br>and Type of Person .....                            | 102  |
| 70. Injuries in Non-Train Incidents by Specific Occurrence and<br>Type of Person .....                              | 104  |
| 71. Illnesses in Non-Train Incidents by Specific Occurrence and<br>Type of Person .....                             | 110  |

## LIST OF FIGURES

| <u>Figure</u>   | <u>Page</u> |
|---|-------------|
| 1. Railroad Train Miles .....   | 3           |
| 2. Revenue Ton-Miles .....  | 4           |
| 3A. Accident Causes - Adjusted .....  | 6           |
| 3B. Accident Causes - Unadjusted .....  | 6           |
| 4A. Derailment Causes - Adjusted .....  | 7           |
| 4B. Derailment Causes - Unadjusted .....  | 7           |
| 5A. Collision Causes - Adjusted .....   | 8           |
| 5B. Collision Causes - Unadjusted .....   | 8           |
| 6A. Causes of Accidents Other Than Collisions and Derailments -<br>Adjusted .....   | 9           |
| 6B. Causes of Accidents Other Than Collisions and Derailments -<br>Unadjusted ..... | 9           |
| 7. Total Train Accidents and Train Incidents per Billion<br>Revenue Ton-Miles ..... | 12          |
| 8. Non-Train Incidents per 200,000 Man-Hours .....                                  | 12          |
| 9. Total Accidents/Incidents .....  | 13          |
| 10. Casualties in Train Accidents .....   | 15          |
| 11. Casualties in Train Incidents .....   | 15          |
| 12. Casualties in Non-Train Incidents .....   | 16          |
| 13. Fatalities in Accidents/Incidents .....   | 16          |
| 14. Causes of Accidents by Type of Track and Consist<br>Speed .....                 | 17          |
| 15. Accident Damages by Speed and Cause .....                                       | 18          |
| 16. Accident Damages by Track Class and Cause .....                                 | 19          |
| 17. Accident Causes by Track Class .....  | 20          |
| 18. Accident Causes by Accident Type .....  | 21          |



LIST OF FIGURES (continued)

| <u>Figure</u>   | Page |
|---|------|
| 19A. Fatalities by Type of Person .....   | 21   |
| 19B. Injuries by Type of Person .....   | 21   |
| 20. Fatalities at Rail-Highway Crossings by Type of Person .....                            | 26   |
| 21. Fatalities Not at Rail-Highway Crossings .....  | 26   |
| 22. Total Number of Hazardous Material Cars Damaged .....                                   | 38   |
| 23. Total Number of Cars Releasing Hazardous Materials<br>by Year .....                     | 38   |
| 23A. Total Number of Accidents in Which There was a Release of<br>Hazardous Materials ..... | 38   |
| 24. All Hazardous Material Releases - Materials<br>Transportation Bureau .....              | 42   |
| 25. Train Accidents by State .....  | 45   |
| 26. Fatalities by State .....   | 49   |
| 27. Injuries by State .....   | 51   |
| 28. Fatalities: Rail-Highway Crossings and Other .....                                      | 69   |
| 29. Injuries: Rail-Highway Crossings and Other .....  | 69   |
| 30. Injuries to Employees on Duty .....   | 78   |
| 31A. Fatalities by Employee Job Category .....  | 78   |
| 31B. Injuries by Employee Job Category .....  | 78   |

Table Cross Reference

Table Cross Reference

| <u>Old Table Number</u> | <u>New Table Number</u> |
|-------------------------|-------------------------|
| H1                      | 1                       |
| H2                      | 7                       |
| H3                      | 3                       |
| H4                      | 8                       |
| H6                      | 4                       |
| H7                      | 5                       |
| H8                      | 6                       |
| R1                      | 36                      |
| R10                     | 43                      |
| R12                     | 40                      |
| R14                     | 44                      |
| R15                     | 57                      |
| R3                      | 37                      |
| R4                      | 29                      |
| R5                      | 41                      |
| R7                      | 38                      |
| R8                      | 39                      |
| R9                      | 42                      |
| S10                     | 25                      |
| S10A                    | 27                      |
| S11                     | 14                      |
| S12                     | 15                      |
| S12A                    | 16                      |
| S13                     | 46                      |
| S14                     | 47                      |
| S15                     | 48                      |
| S16                     | 34                      |
| S17                     | 35                      |
| S18                     | 33                      |
| S2                      | 17                      |
| S20                     | 53                      |
| S21                     | 54                      |
| S8                      | 23                      |

| <u>Old Table Number</u> | <u>New Table Number</u> |
|-------------------------|-------------------------|
| S21A                    | 55                      |
| S22                     | 56                      |
| S23                     | 49                      |
| S24                     | 50                      |
| S25                     | 52                      |
| S27                     | 51                      |
| S28                     | 60                      |
| S29                     | 61                      |
| S3A                     | 30                      |
| S3B                     | 31                      |
| S31                     | 63                      |
| S32                     | 64                      |
| S33                     | 65                      |
| S34                     | 58                      |
| S35                     | 59                      |
| S36                     | 66                      |
| S37                     | 67                      |
| S38                     | 68                      |
| S39A                    | 69                      |
| S39B                    | 70                      |
| S39C                    | 71                      |
| S4                      | 32                      |
| S40A                    | 18                      |
| S40B                    | 12                      |
| S41                     | 19                      |
| S43                     | 24                      |
| S44                     | 10                      |
| S45                     | 11                      |
| S5                      | 20                      |
| S50                     | 13                      |
| S6                      | 21                      |
| S7                      | 22                      |
| S9                      | 28                      |

## INTRODUCTION

Railroads are required to file monthly accident/incident reports with the Federal Railroad Administration's (FRA) Office of Safety in accordance with 49 CFR 225.

Bulletin 154 summarizes reportable accidents/incidents that occurred in the United States during 1985.

The reporting threshold that determines which accidents must be reported is adjusted to reflect the effect of inflation on damage costs. Between 1957 and 1974, any train accident exceeding \$750 in damages to railroad on-track equipment, signals, track or track structures, and roadbed had to be reported. Since the reporting threshold remained the same during this period, the rise in damage costs due to inflation contributed to an increasing number of reported accidents. In 1975, the FRA implemented new rules for reporting railroad accidents. The reporting threshold was raised to \$1,750; and the threshold was adjusted every 2 years to reflect inflationary changes. The reporting threshold in 1985 was \$4,900.

While this revision improved the comparability of the data, comparisons are valid only for those years when the threshold was adjusted. Generally, the number of reported accidents is higher in a year following an adjustment. Biennial adjustments not only make year-to-year statistical comparisons difficult, but also impose an unnecessary reporting burden on the railroads. To get a clearer picture of annual trends, it is necessary to adjust the second year of a threshold. This was done by limiting the count of accidents in 1980 to those resulting in reportable damage of more than \$3,200; in 1982 to those over \$4,100; and in 1984 to those over \$4,700. For all other years, the actual number of accidents is reported.


To better assess the impact of increases or decreases in accidents/incidents, it is useful to know the number of hours worked (man-hours) and the revenue ton-miles. Therefore, the 1985 Accident/Incident Bulletin gives data for train accidents and train incidents by billions of revenue ton-miles, and data for non-train incidents by 200,000 man-hours.

The tables appearing in the bulletin have retained their basic format since 1975. In 1983 the tables were renumbered so that the sequence that they appear in the bulletin and the table number would be in agreement. A cross reference table appears on page viii that provides a bridge between the previous table numbers and those appearing in this publication.

The heading "Nonfatal Casualties" indicates that both injuries and occupational illnesses are included. In all other cases, nonfatal illnesses are shown separately.

Information about casualties and accidents at rail-highway crossings are shown in this Bulletin. However, detailed information is available in the Rail-Highway Crossing Accident/Incident and Inventory Bulletin published annually by the FRA Office of Safety.

Next page is blank in original document

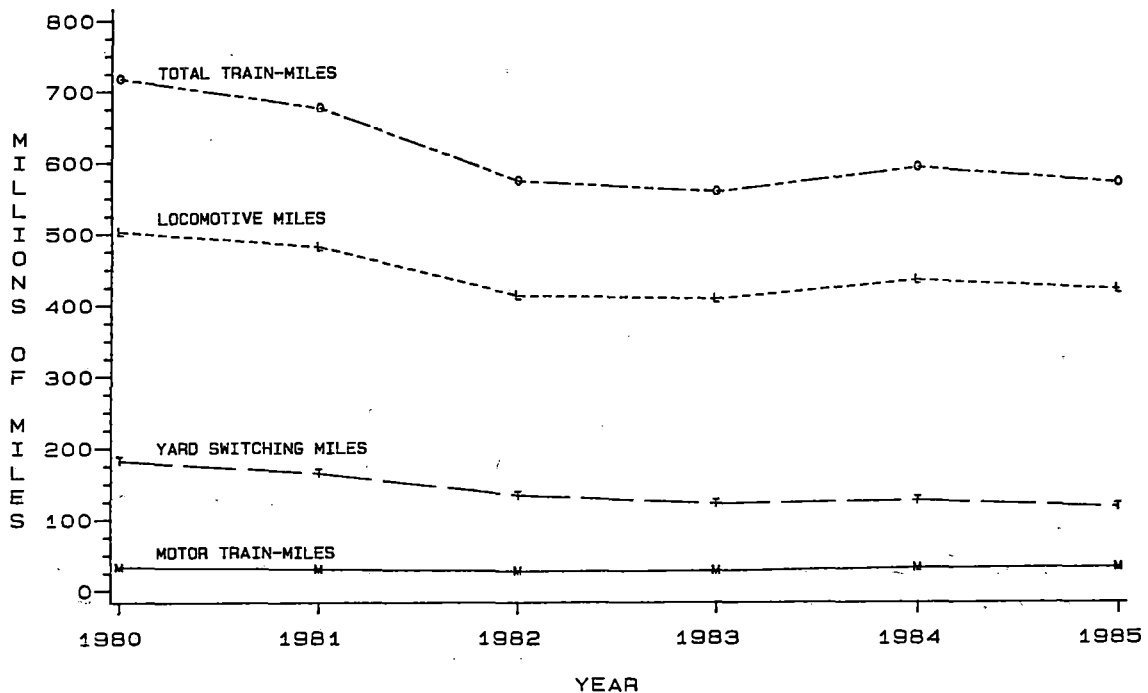


# 1. HISTORICAL TRENDS, LAST 6 YEARS

## OPERATIONS

**TABLE 1. RAILROAD OPERATIONAL PROFILE**

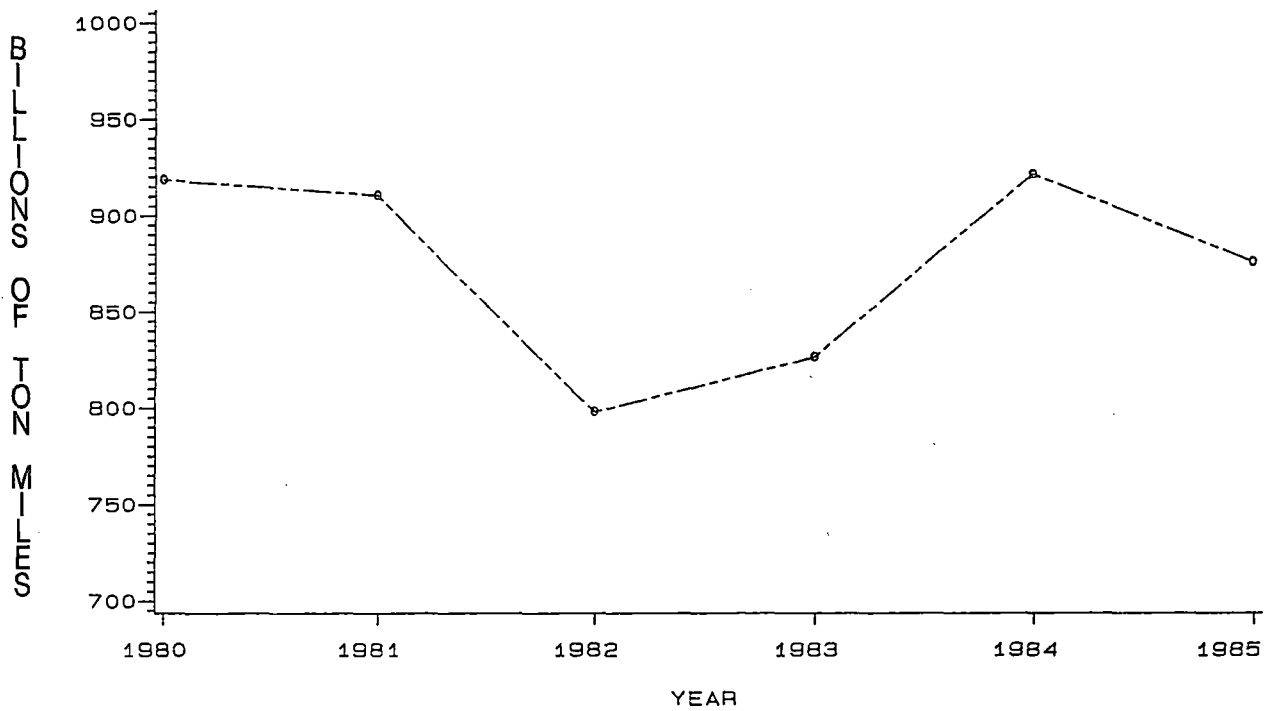
| Year | Man-Hours<br>(000,000) | Motor Train-Miles<br>(000) | Yard Switching Miles<br>(000) | Locomotive Miles<br>(000) | Total Train-Miles<br>(000) |
|------|------------------------|----------------------------|-------------------------------|---------------------------|----------------------------|
| 1980 | 1,011                  | 32,784                     | 182,340                       | 502,538                   | 717,662                    |
| 1981 | 949                    | 30,301                     | 164,754                       | 481,161                   | 676,216                    |
| 1982 | 801                    | 27,359                     | 133,424                       | 412,586                   | 573,369                    |
| 1983 | 730                    | 27,787                     | 122,234                       | 408,170                   | 558,191                    |
| 1984 | 743                    | 31,798                     | 126,465                       | 434,336                   | 592,599                    |
| 1985 | 697                    | 32,457                     | 117,059                       | 421,395                   | 570,911                    |



**FIGURE 1. RAILROAD TRAIN-MILES**

**TABLE 2. REVENUE TON-MILES  
(BILLIONS)**

|      |       |
|------|-------|
| 1980 | 918.6 |
| 1981 | 910.2 |
| 1982 | 797.8 |
| 1983 | 826.2 |
| 1984 | 921.5 |
| 1985 | 876.1 |



SOURCE: ASSOCIATION OF AMERICAN RAILROADS

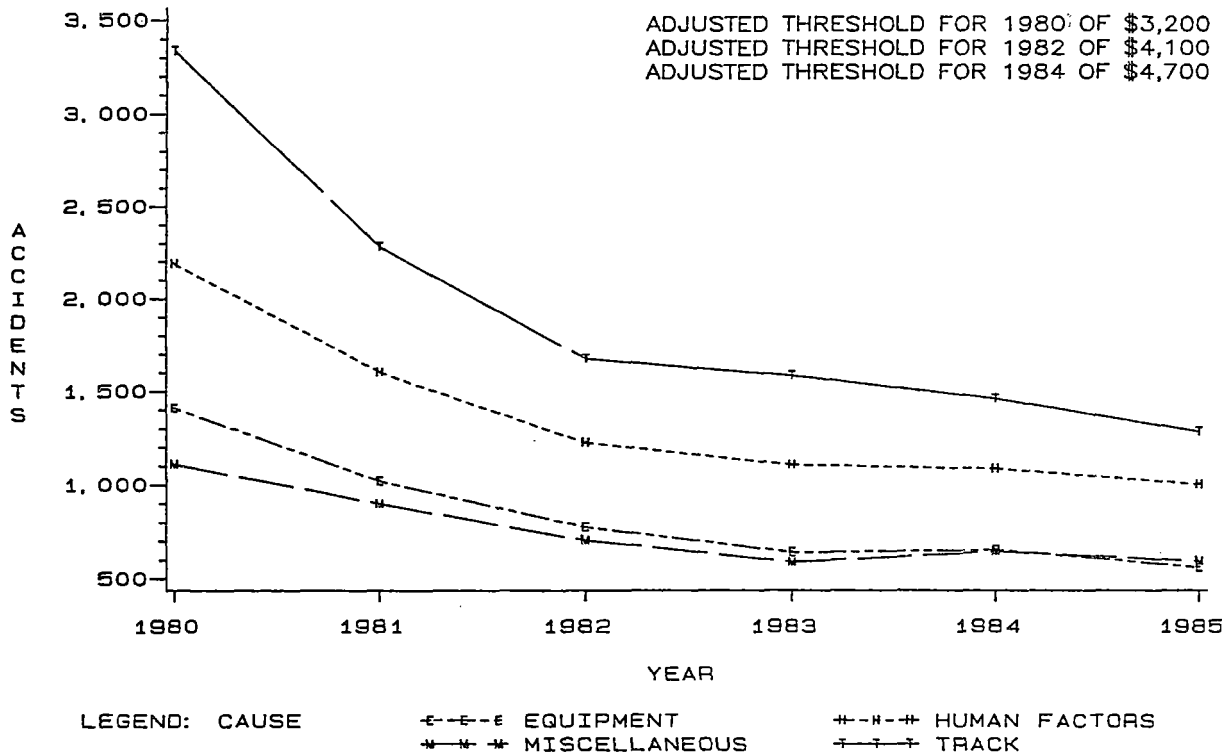
**FIGURE 2. REVENUE TON-MILES**

**TRAIN ACCIDENTS**

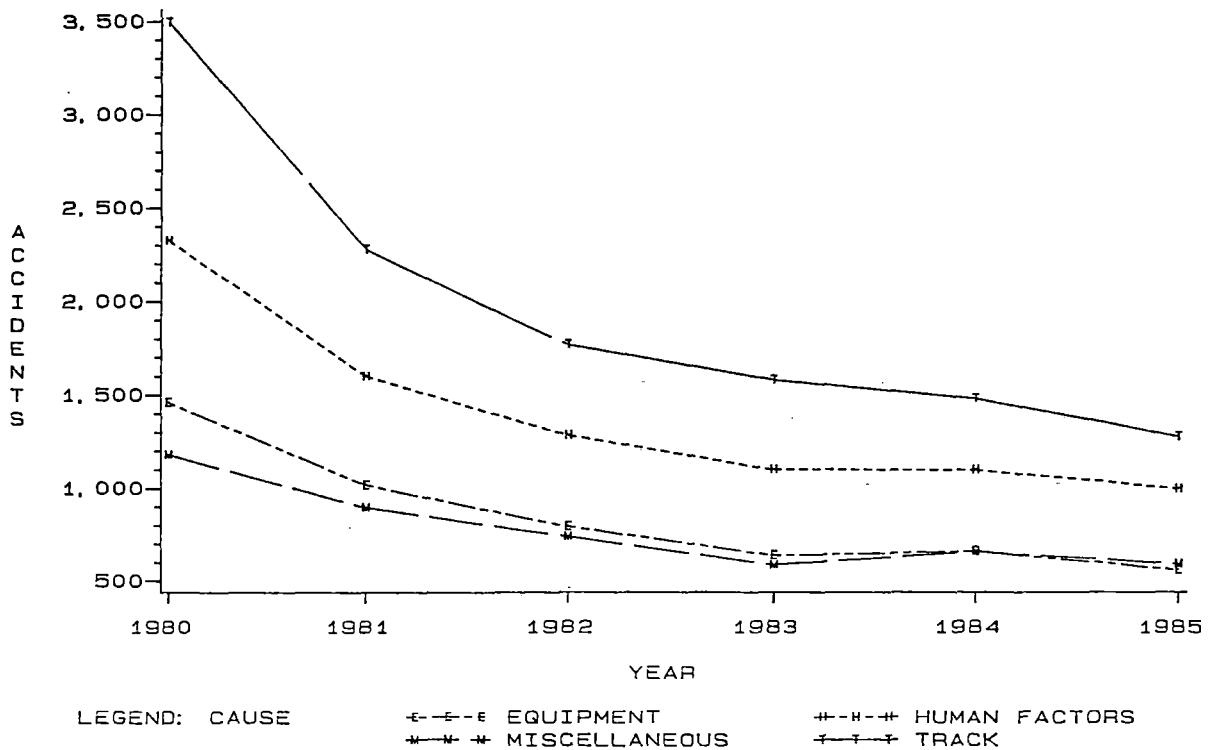
**TABLE 3. TRAIN ACCIDENT CAUSES**

| <u>Year</u> | <u>Human Factors</u> | <u>Mechanical &amp; Electrical Failures</u> | <u>Track Defects</u> | <u>Other</u> | <u>Total Accidents</u> |
|-------------|----------------------|---|----------------------|--------------|------------------------|
| 1980        | 2,323                | 1,458                                       | 3,492                | 1,178        | 8,451                  |
| 1981        | 1,597                | 1,016                                       | 2,273                | 895          | 5,781                  |
| 1982        | 1,284                | 796   | 1,769                | 740          | 4,589                  |
| 1983        | 1,101                | 638   | 1,581                | 586          | 3,906                  |
| 1984        | 1,100                | 661   | 1,481                | 658          | 3,900                  |
| 1985        | 999                  | 559   | 1,280                | 592          | 3,430                  |

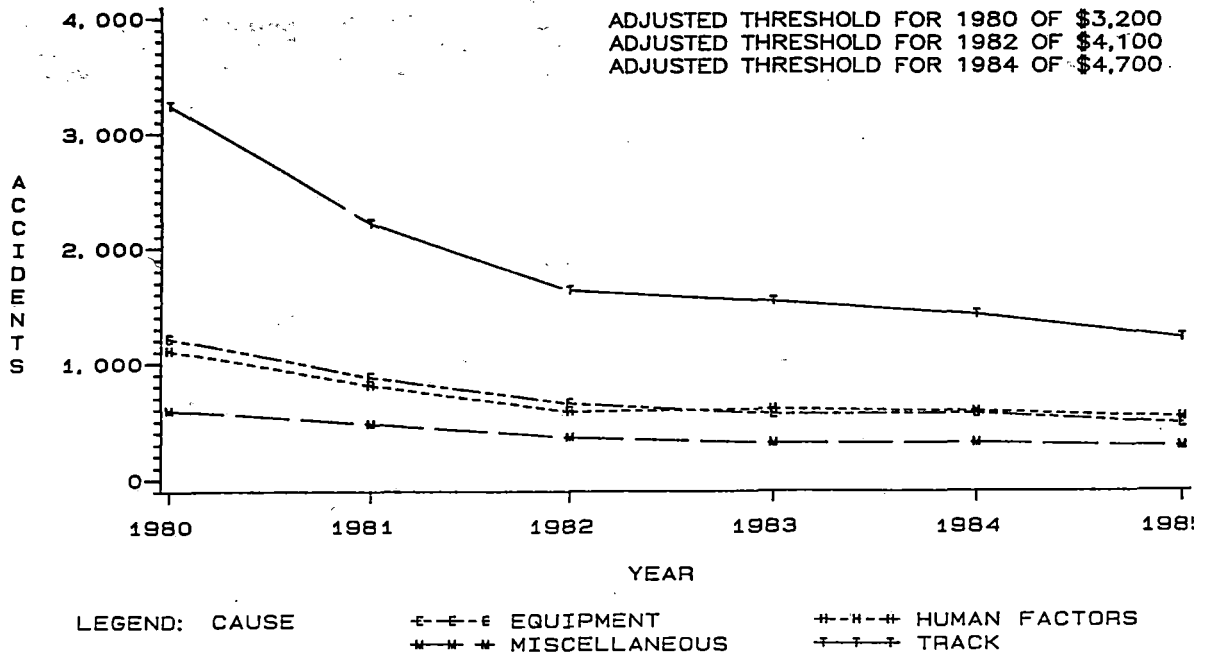




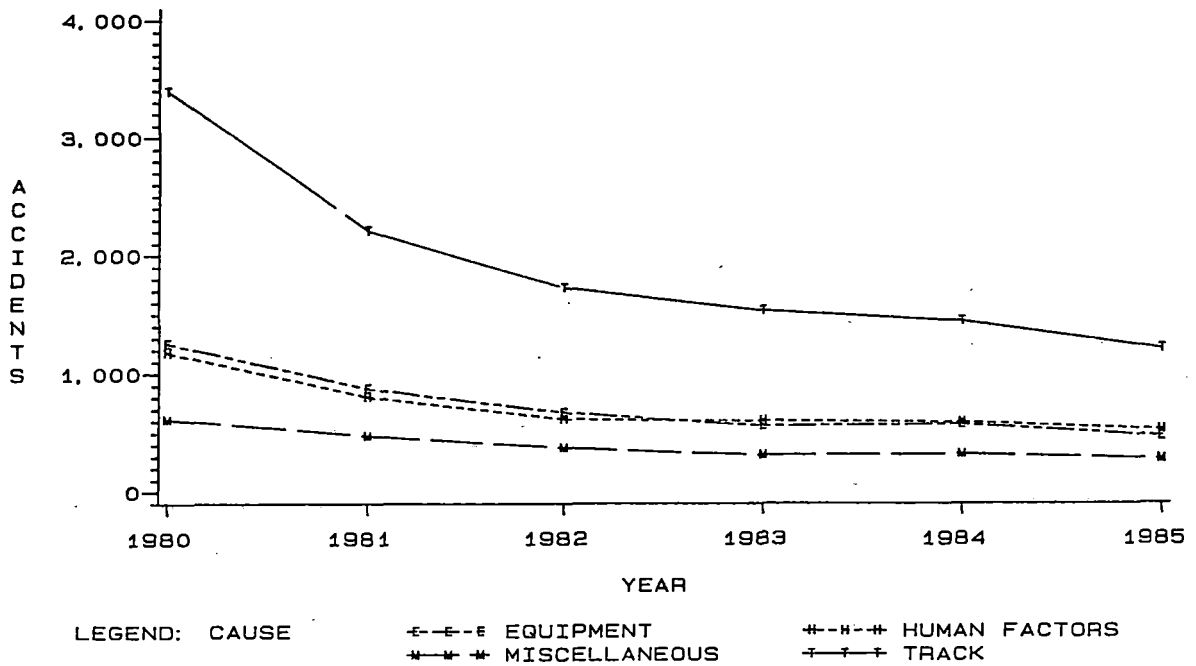
**FIGURE 3A. ACCIDENT CAUSES - ADJUSTED**



**FIGURE 3B. ACCIDENT CAUSES - UNADJUSTED**

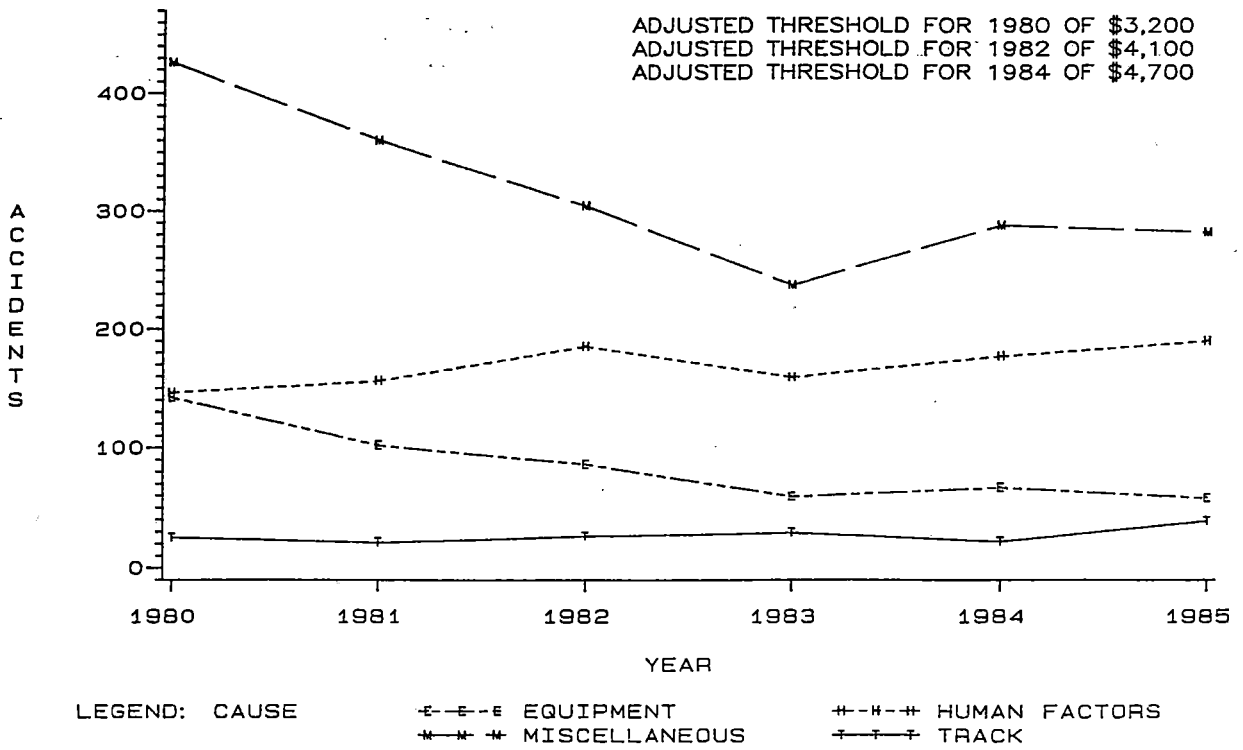


**FIGURE 4A. DERAILMENT CAUSES - ADJUSTED**

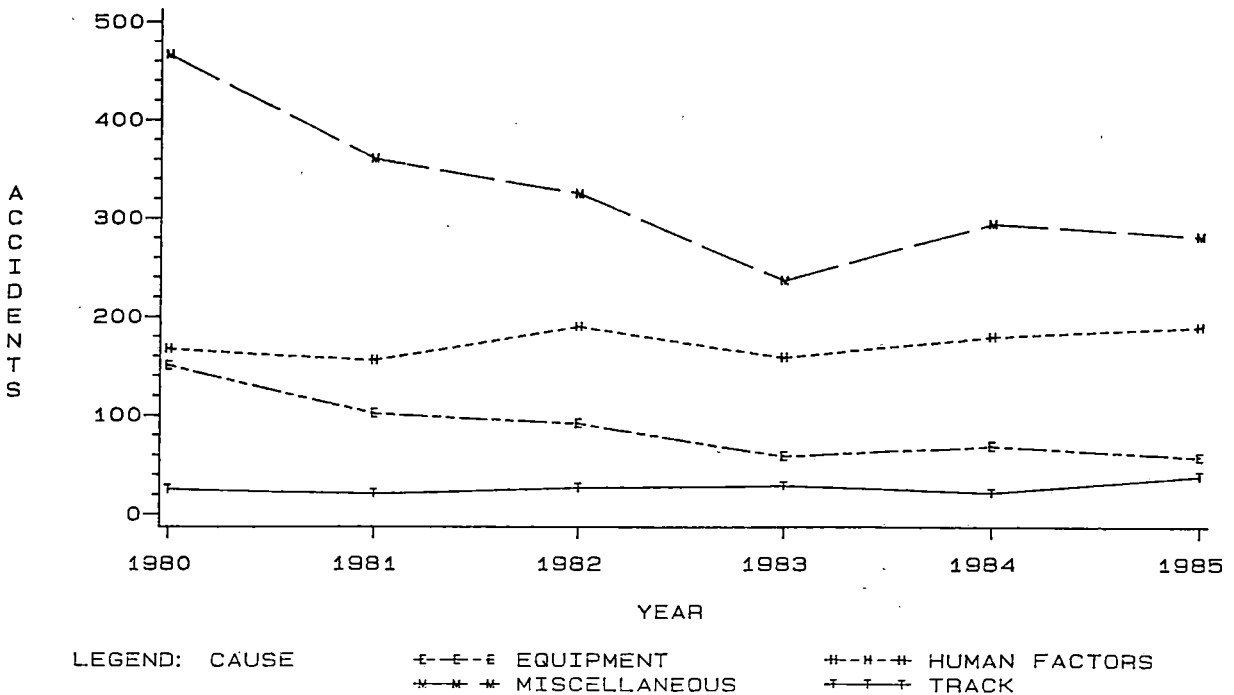


**FIGURE 4B. DERAILMENT CAUSES - UNADJUSTED**





**FIGURE 6A. CAUSES OF ACCIDENTS OTHER THAN COLLISIONS AND DERAILMENTS - ADJUSTED**



**FIGURE 6B. CAUSES OF ACCIDENTS OTHER THAN COLLISIONS AND DERAILMENTS - UNADJUSTED**

**TABLE 4. TRAIN ACCIDENTS AND REPORTABLE DAMAGES BY TRAIN-MILES**

| Year | Total Accidents | Total Damage (\$) | Average Damage (\$) | Damage/Million Train-Miles (\$) | Accidents/Million Train-Miles |
|------|-----------------|-------------------|---------------------|---------------------------------|-------------------------------|
| 1980 | 8,451           | 273,905,340       | 32,411              | 381,664                         | 11.78                         |
| 1981 | 5,781           | 237,514,603       | 41,085              | 351,240                         | 8.55                          |
| 1982 | 4,589           | 222,215,592       | 48,424              | 387,561                         | 8.00                          |
| 1983 | 3,906           | 208,350,456       | 53,341              | 373,261                         | 7.00                          |
| 1984 | 3,900           | 240,462,514       | 61,657              | 405,775                         | 6.58                          |
| 1985 | 3,430           | 188,017,822       | 54,816              | 329,330                         | 6.01                          |

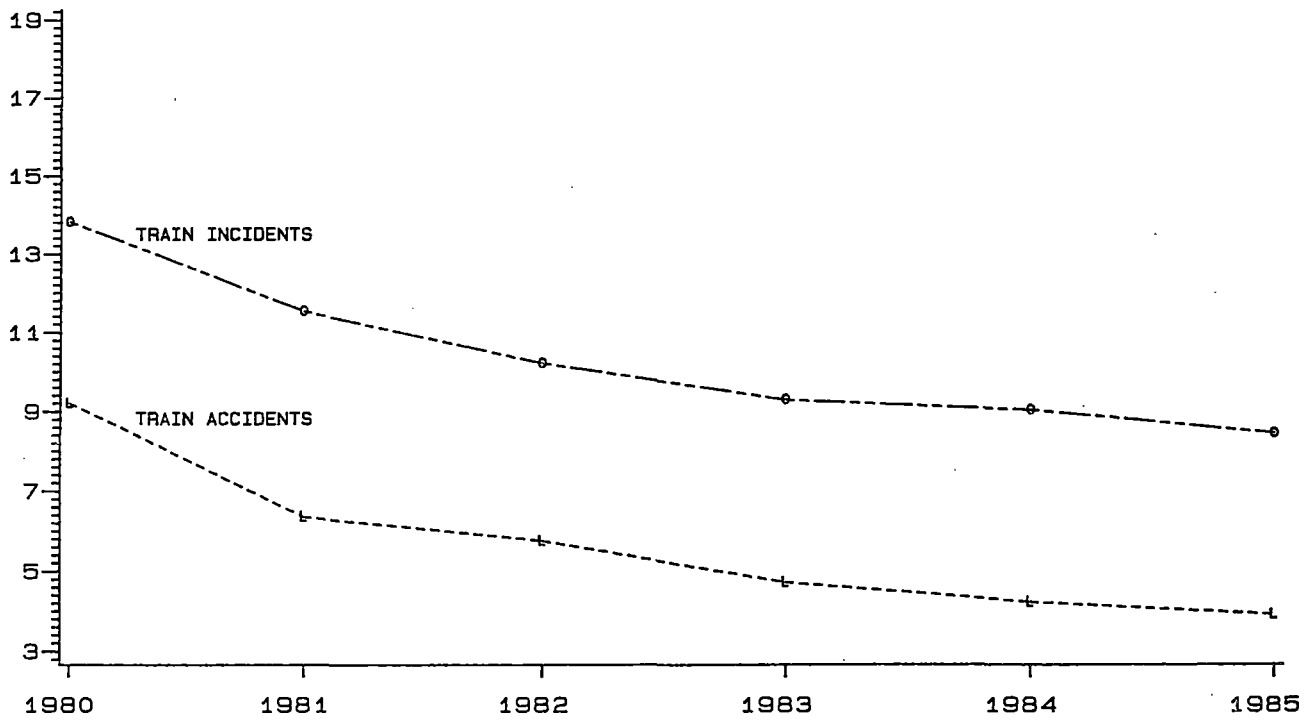
**TABLE 5. TRAIN ACCIDENTS AND REPORTABLE DAMAGES BY TYPE**

| Year               | Total Accidents | Total Damage (\$) | Average Damage (\$) | Damage/Million Train-Miles (\$) | Accidents/Million Train-Miles |
|--------------------|-----------------|-------------------|---------------------|---------------------------------|-------------------------------|
| <b>COLLISIONS</b>  |                 |                   |                     |                                 |                               |
| 1980               | 1,201           | 39,240,680        | 32,673              | 54,679                          | 1.67                          |
| 1981               | 776             | 24,814,627        | 31,978              | 36,696                          | 1.15                          |
| 1982               | 572             | 25,730,567        | 44,984              | 44,876                          | 1.00                          |
| 1983               | 418             | 27,476,243        | 65,733              | 49,224                          | .75                           |
| 1984               | 419             | 30,185,019        | 72,041              | 50,937                          | .71                           |
| 1985               | 366             | 21,785,209        | 59,522              | 38,159                          | .64                           |
| <b>DERAILMENTS</b> |                 |                   |                     |                                 |                               |
| 1980               | 6,442           | 218,642,543       | 33,940              | 304,660                         | 9.98                          |
| 1981               | 4,366           | 184,299,946       | 42,213              | 272,546                         | 6.46                          |
| 1982               | 3,383           | 174,930,472       | 51,709              | 305,093                         | 5.90                          |
| 1983               | 3,004           | 164,659,964       | 54,814              | 294,989                         | 5.38                          |
| 1984               | 2,915           | 190,265,177       | 65,271              | 321,068                         | 4.92                          |
| 1985               | 2,495           | 145,634,901       | 58,371              | 255,092                         | 4.37                          |
| <b>OTHER</b>       |                 |                   |                     |                                 |                               |
| 1980               | 808             | 16,022,117        | 19,829              | 22,325                          | 1.13                          |
| 1981               | 639             | 28,400,030        | 44,444              | 41,998                          | .94                           |
| 1982               | 634             | 21,554,553        | 33,998              | 37,593                          | 1.11                          |
| 1983               | 484             | 16,214,249        | 33,501              | 29,048                          | .87                           |
| 1984               | 566             | 20,012,318        | 35,357              | 33,770                          | .96                           |
| 1985               | 569             | 20,597,712        | 36,200              | 36,079                          | 1.00                          |

**TABLE 6. TRAIN ACCIDENTS AND REPORTABLE DAMAGES BY CAUSE**

| Year                      | Total Accidents | Total Damage (\$) | Average Damage (\$) | Damage/Million Train-Miles (\$) | Accidents/Million Train-Miles |
|---------------------------|-----------------|-------------------|---------------------|---------------------------------|-------------------------------|
| <b>HUMAN FACTORS</b>      |                 |                   |                     |                                 |                               |
| 1980                      | 2,323           | 63,121,042        | 27,172              | 87,954                          | 3.24                          |
| 1981                      | 1,597           | 48,474,562        | 30,354              | 71,685                          | 2.36                          |
| 1982                      | 1,284           | 41,815,988        | 32,567              | 72,930                          | 2.24                          |
| 1983                      | 1,101           | 48,359,615        | 43,923              | 86,636                          | 1.97                          |
| 1984                      | 1,100           | 54,963,882        | 49,967              | 92,750                          | 1.86                          |
| 1985                      | 999             | 46,566,550        | 46,613              | 81,565                          | 1.75                          |
| <b>EQUIPMENT FAILURES</b> |                 |                   |                     |                                 |                               |
| 1980                      | 1,458           | 56,738,724        | 38,915              | 79,061                          | 2.03                          |
| 1981                      | 1,016           | 60,480,146        | 59,528              | 89,439                          | 1.50                          |
| 1982                      | 796             | 58,323,219        | 73,270              | 101,720                         | 1.39                          |
| 1983                      | 638             | 50,293,734        | 78,830              | 90,101                          | 1.14                          |
| 1984                      | 661             | 56,137,827        | 84,929              | 94,731                          | 1.12                          |
| 1985                      | 559             | 47,584,553        | 85,124              | 83,349                          | .98                           |
| <b>TRACK DEFECTS</b>      |                 |                   |                     |                                 |                               |
| 1980                      | 3,492           | 108,839,389       | 31,168              | 151,658                         | 4.87                          |
| 1981                      | 2,273           | 79,997,917        | 35,195              | 118,302                         | 3.36                          |
| 1982                      | 1,769           | 83,108,370        | 46,980              | 144,948                         | 3.09                          |
| 1983                      | 1,581           | 83,340,024        | 52,713              | 149,304                         | 2.83                          |
| 1984                      | 1,481           | 84,215,013        | 56,864              | 142,111                         | 2.50                          |
| 1985                      | 1,280           | 59,720,068        | 46,656              | 104,605                         | 2.24                          |
| <b>OTHER</b>              |                 |                   |                     |                                 |                               |
| 1980                      | 1,178           | 45,206,185        | 38,375              | 62,991                          | 1.64                          |
| 1981                      | 895             | 48,561,978        | 54,259              | 71,814                          | 1.32                          |
| 1982                      | 740             | 38,968,015        | 52,659              | 67,963                          | 1.29                          |
| 1983                      | 586             | 26,357,083        | 44,978              | 47,219                          | 1.05                          |
| 1984                      | 658             | 45,145,792        | 68,611              | 76,183                          | 1.11                          |
| 1985                      | 592             | 34,146,651        | 57,680              | 59,811                          | 1.04                          |

**TRAIN ACCIDENTS, TRAIN INCIDENTS AND NON-TRAIN INCIDENTS**



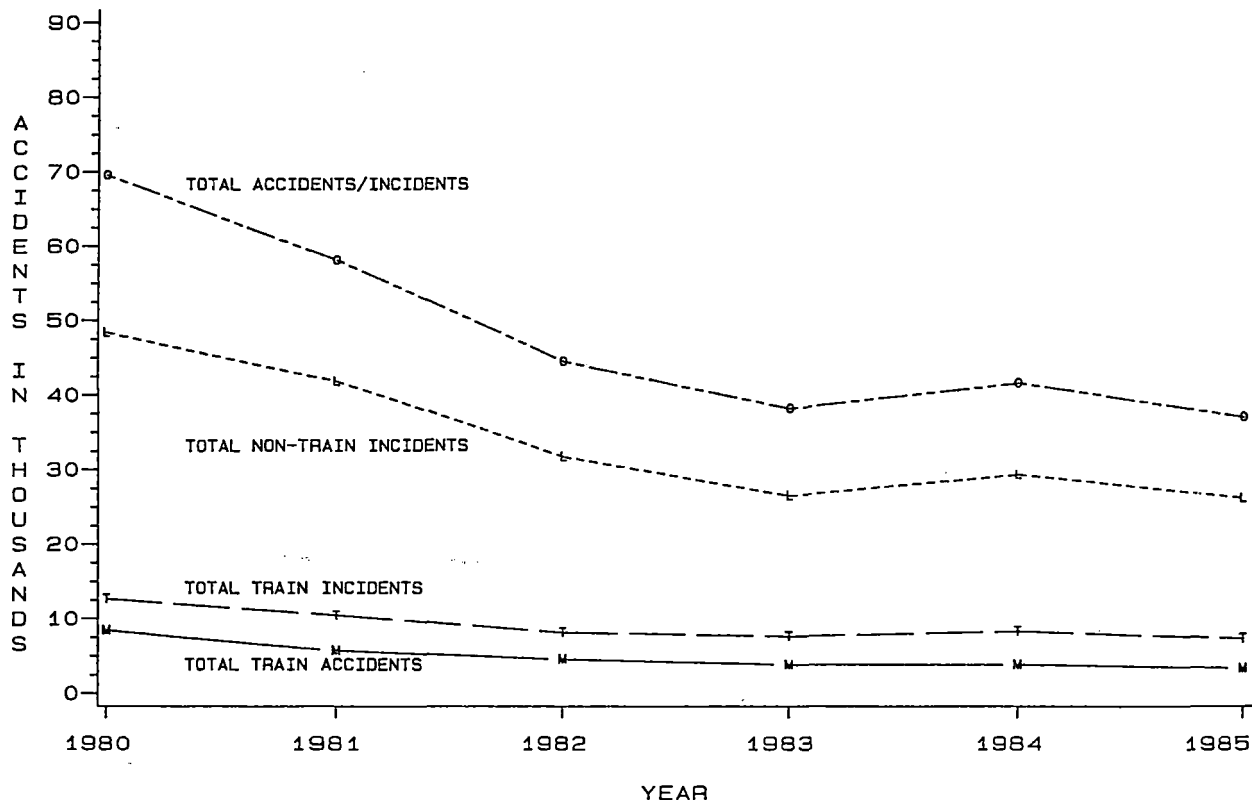
**FIGURE 7. TOTAL TRAIN ACCIDENTS AND TRAIN INCIDENTS PER BILLION REVENUE TON-MILES**



**FIGURE 8. NON-TRAIN INCIDENTS PER 200,000 MAN-HOURS**

**TABLE 7. TOTAL ACCIDENTS/INCIDENTS**

| Year | Train Accidents | Train Incidents | Nontrain Incidents | Total  |
|------|-----------------|-----------------|--------------------|--------|
| 1980 | 8,451           | 12,686          | 48,398             | 69,535 |
| 1981 | 5,781           | 10,485          | 41,757             | 58,023 |
| 1982 | 4,589           | 8,147           | 31,606             | 44,342 |
| 1983 | 3,906           | 7,695           | 26,485             | 38,086 |
| 1984 | 3,900           | 8,346           | 29,256             | 41,502 |
| 1985 | 3,430           | 7,418           | 26,146             | 36,994 |



**FIGURE 9. TOTAL ACCIDENTS/INCIDENTS**



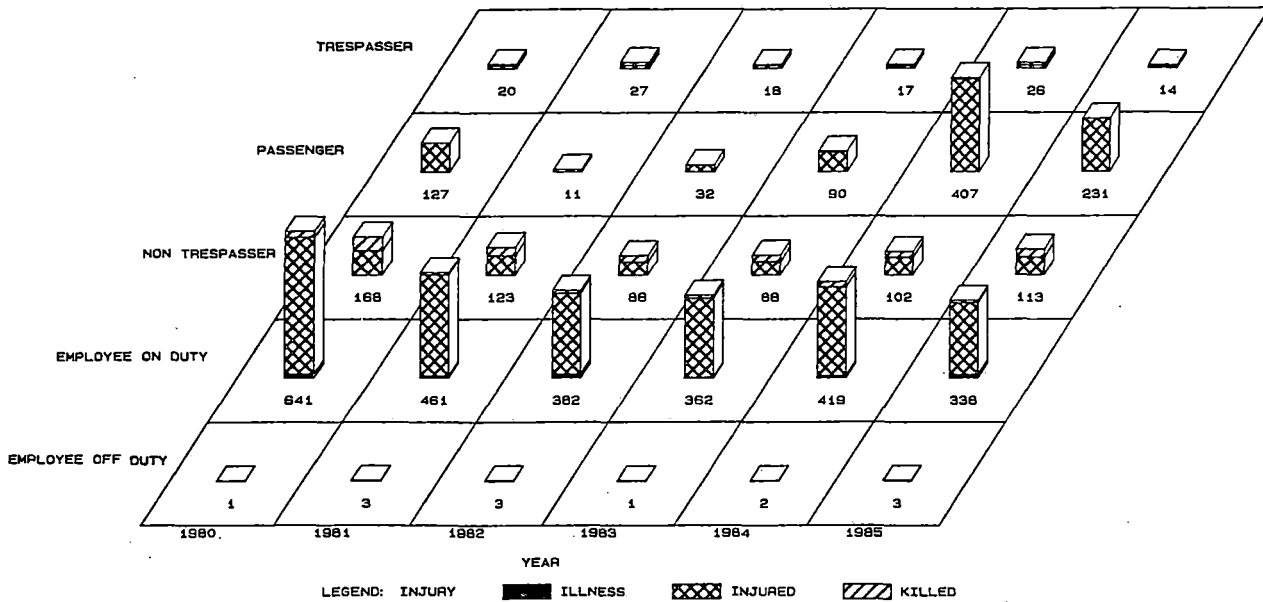
**CASUALTIES****TABLE 8. CASUALTIES IN ACCIDENTS/INCIDENTS**

| Class of<br>Acc/Inc<br>by Year | .....Casualties..... |          |        | Accidents | Casualties<br>per Million<br>Train Miles |
|--------------------------------|----------------------|----------|--------|-----------|--|
|                                | Fatal                | Nonfatal | Total  |           |  |
| TRAIN ACCIDENTS                |                      |          |        |           |  |
| 1980                           | 97                   | 860      | 957    | 8,451     | 1.33                                     |
| 1981                           | 63                   | 562      | 625    | 5,781     | .92                                      |
| 1982                           | 49                   | 472      | 521    | 4,589     | .91                                      |
| 1983                           | 56                   | 502      | 558    | 3,906     | 1.00                                     |
| 1984                           | 63                   | 893      | 956    | 3,900     | 1.61                                     |
| 1985                           | 52                   | 647      | 699    | 3,430     | 1.13                                     |
| TRAIN INCIDENTS                |                      |          |        |           |  |
| 1980                           | 1,242                | 12,802   | 14,044 | 12,686    | 19.57                                    |
| 1981                           | 1,157                | 10,505   | 11,662 | 10,485    | 17.25                                    |
| 1982                           | 1,004                | 8,026    | 9,030  | 8,147     | 15.75                                    |
| 1983                           | 966                  | 7,642    | 8,608  | 7,695     | 15.42                                    |
| 1984                           | 1,118                | 8,245    | 9,363  | 8,346     | 15.80                                    |
| 1985                           | 930                  | 7,384    | 8,314  | 7,418     | 14.56                                    |
| NONTRAIN INCIDENTS             |                      |          |        |           |  |
| 1980                           | 78                   | 48,584   | 48,662 | 48,398    | 67.81                                    |
| 1981                           | 64                   | 41,936   | 42,000 | 41,757    | 62.11                                    |
| 1982                           | 66                   | 31,777   | 31,843 | 31,606    | 55.54                                    |
| 1983                           | 51                   | 26,675   | 26,726 | 26,485    | 47.88                                    |
| 1984                           | 66                   | 29,432   | 29,498 | 29,256    | 49.78                                    |
| 1985                           | 54                   | 26,273   | 26,327 | 26,146    | 46.11                                    |
| ALL ACCIDENTS                  |                      |          |        |           |  |
| 1980                           | 1,417                | 62,246   | 63,663 | 69,535    | 88.71                                    |
| 1981                           | 1,284                | 53,003   | 54,287 | 58,023    | 80.28                                    |
| 1982                           | 1,119                | 40,275   | 41,394 | 44,342    | 72.19                                    |
| 1983                           | 1,073                | 34,819   | 35,892 | 38,086    | 64.30                                    |
| 1984                           | 1,247                | 38,570   | 39,817 | 41,502    | 67.19                                    |
| 1985                           | 1,036                | 34,304   | 35,340 | 36,994    | 61.90                                    |

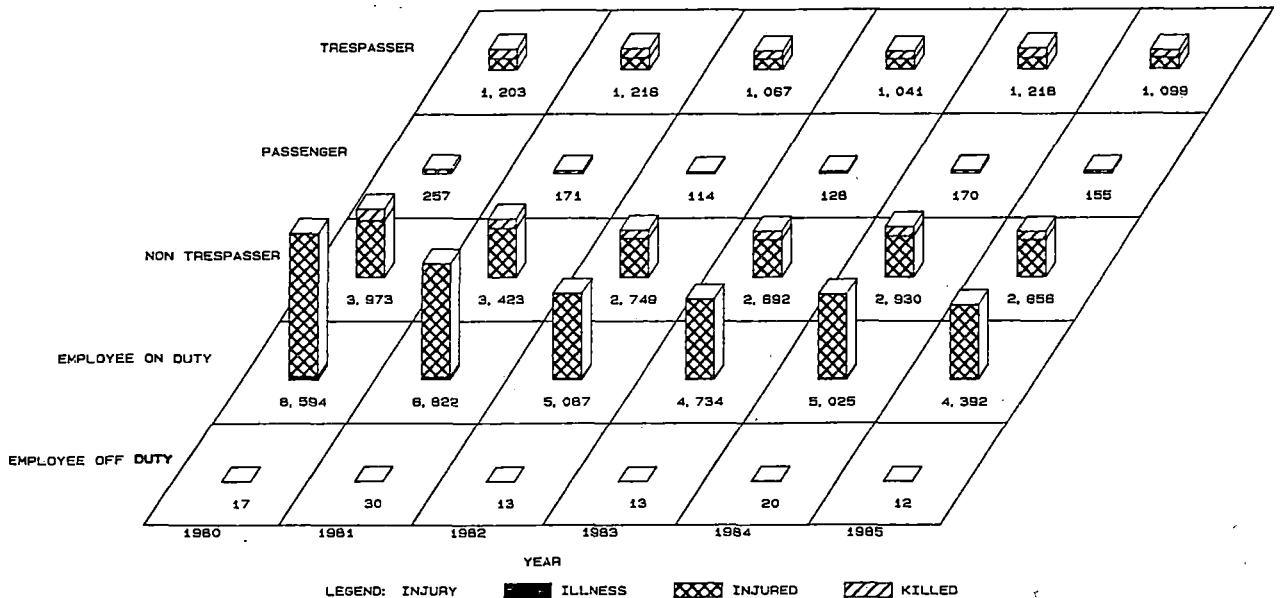
**TABLE 9. CASUALTIES BY TYPE OF PERSON**

| Year | Employees On Duty |        | Employees Not On Duty |     | Passengers On Trains |       | Nontrespassers |       | Trespassers |     | Contractor Employees |     | Total |        |
|------|-------------------|--------|-----------------------|-----|----------------------|-------|----------------|-------|-------------|-----|----------------------|-----|-------|--------|
|      | Kld               | Inj    | Kld                   | Inj | Kld                  | Inj   | Kld            | Inj   | Kld         | Inj | Kld                  | Inj | Kld   | Inj    |
| 1980 | 97                | 56,331 | 4                     | 671 | 4                    | 593   | 739            | 3,849 | 566         | 728 | 7                    | 74  | 1,417 | 62,246 |
| 1981 | 65                | 47,838 | 2                     | 645 | 4                    | 409   | 626            | 3,278 | 582         | 761 | 5                    | 72  | 1,284 | 53,003 |
| 1982 | 78                | 36,032 | 2                     | 509 | 9                    | 387   | 525            | 2,595 | 501         | 671 | 4                    | 81  | 1,119 | 40,275 |
| 1983 | 61                | 30,416 | 3                     | 395 | 4                    | 502   | 527            | 2,728 | 472         | 683 | 6                    | 95  | 1,073 | 34,819 |
| 1984 | 59                | 33,364 | 5                     | 444 | 12                   | 1,000 | 576            | 2,881 | 588         | 773 | 7                    | 108 | 1,247 | 38,570 |
| 1985 | 46                | 29,822 | 2                     | 419 | 3                    | 657   | 507            | 2,562 | 474         | 734 | 4                    | 110 | 1,036 | 34,304 |

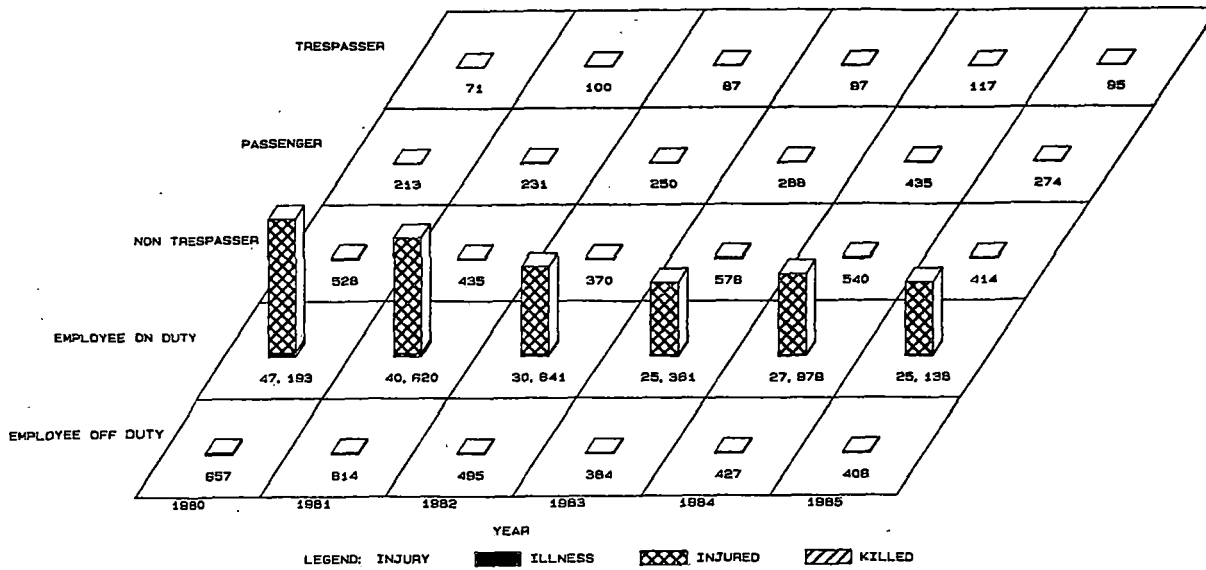
NOTE: "Contractor employee" casualties are shown separately in this table. In other tables they are included with "Nontrespassers". "Inj" columns include occupational illnesses.



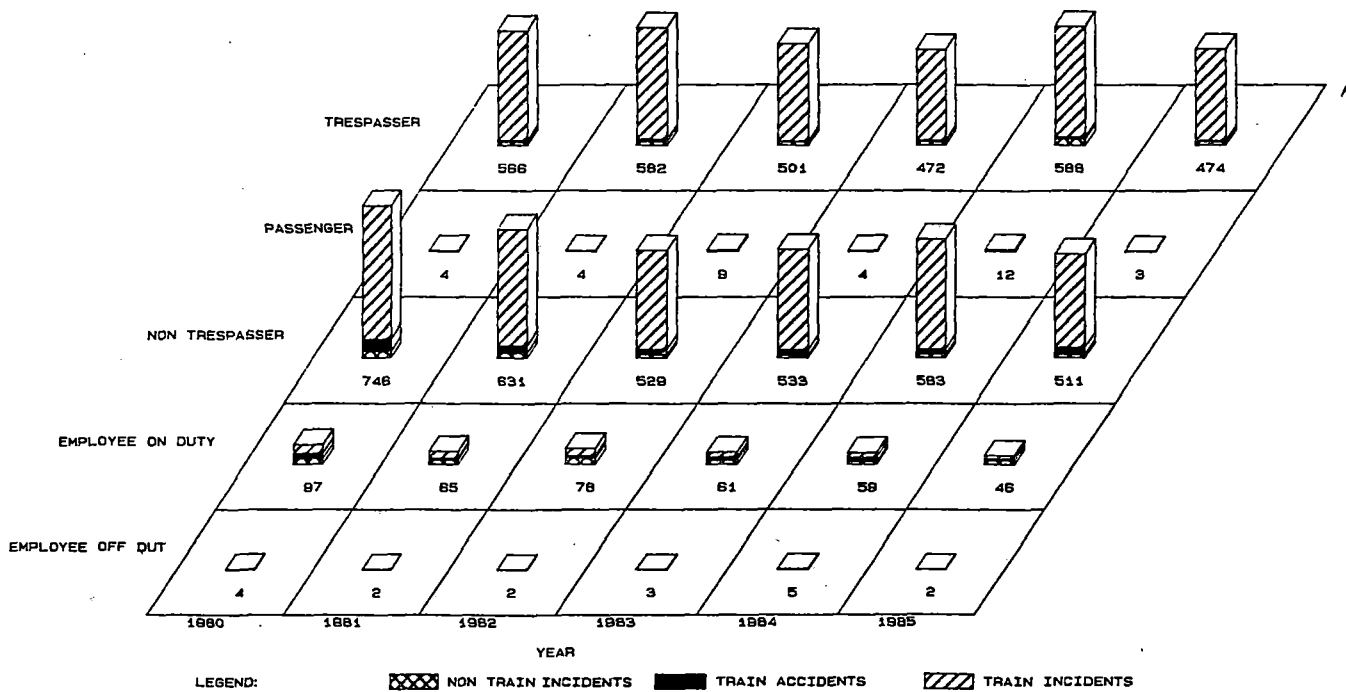
**FIGURE 10. CASUALTIES IN TRAIN ACCIDENTS**



**FIGURE 11. CASUALTIES IN TRAIN INCIDENTS**



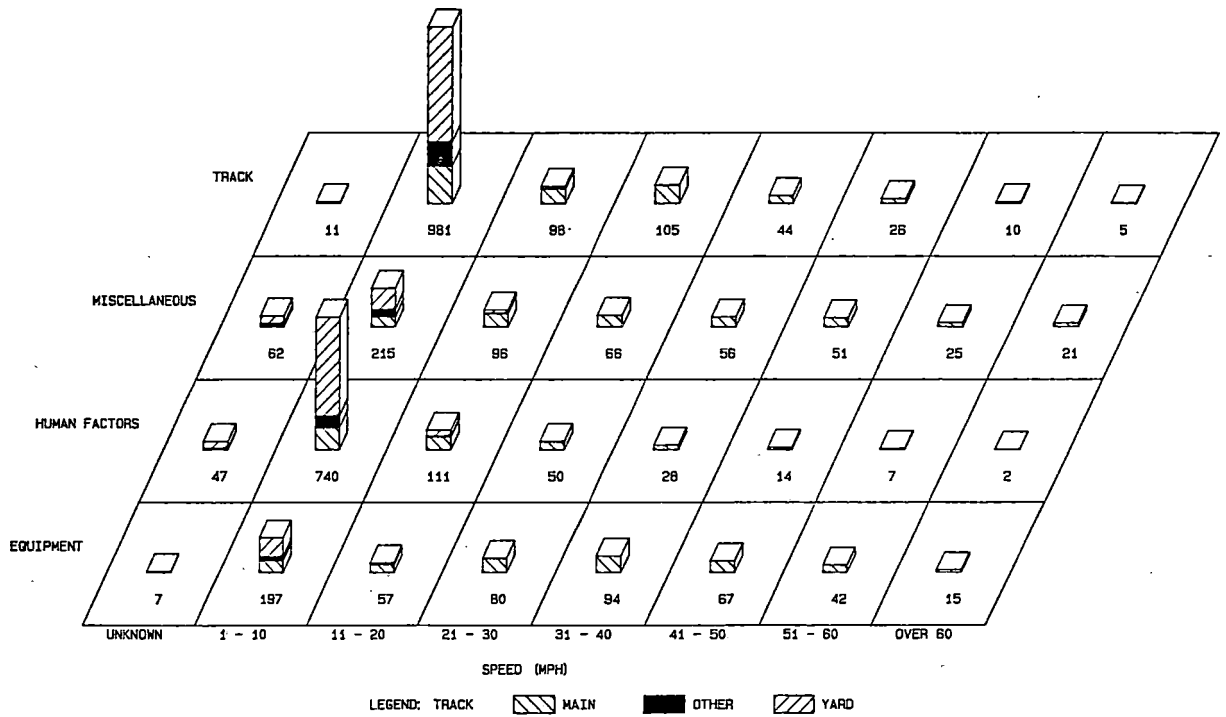
**FIGURE 12. CASUALTIES IN NON-TRAIN INCIDENTS**



**FIGURE 13. FATALITIES IN ACCIDENTS/INCIDENTS**

## 2. OVERVIEW OF 1985 DATA

### SPEED FACTOR IN ACCIDENTS

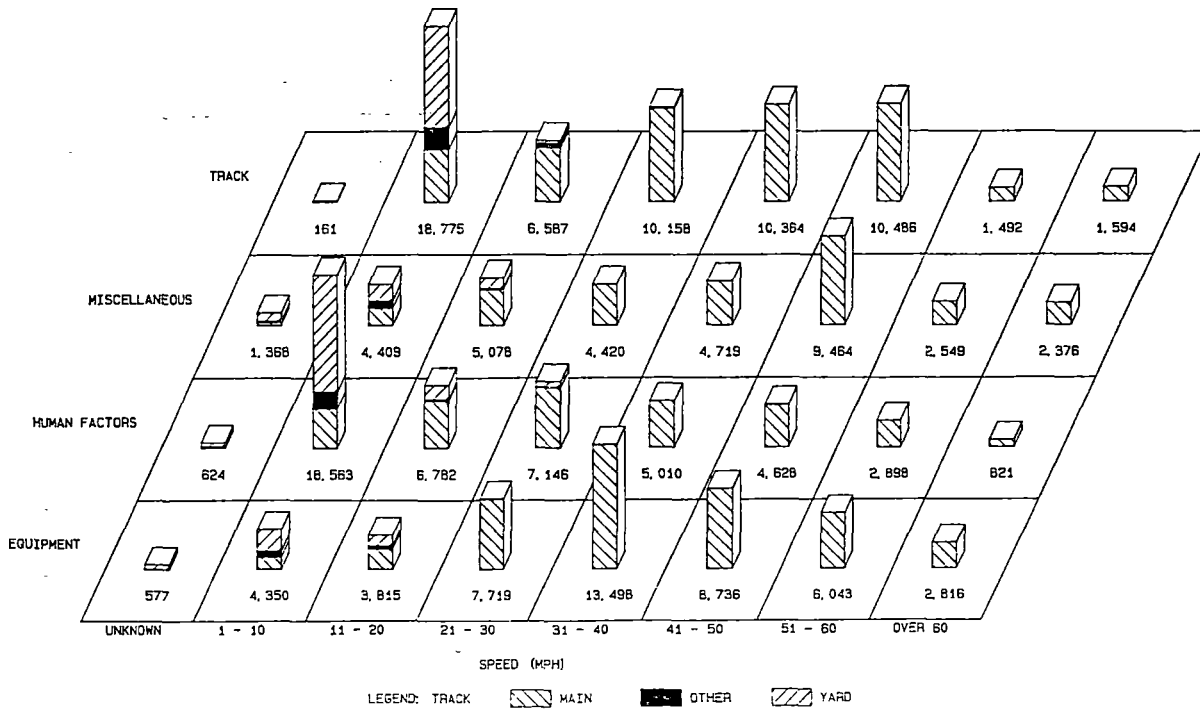


**FIGURE 14. CAUSES OF ACCIDENTS BY TYPE OF TRACK AND CONSIST SPEED**

**TABLE 10. TRAIN ACCIDENTS AND REPORTABLE DAMAGES BY SPEED**

| CONSIST SPEED  | TOTAL ACCIDENTS | TOTAL DAMAGE       | EQUIPMENT DAMAGE   | TRACK DAMAGE      | COLLISIONS | DERAILMENTS  | OTHER ACCIDENTS CAUSED | TRACK CAUSED | EQUIPMENT FAILURE | HUMAN FACTORS | OTHER CAUSES |
|--|-----------------|--------------------|--------------------|-------------------|------------|--------------|------------------------|--------------|-------------------|---------------|--------------|
| <b>ACCIDENTS ON MAIN LINE TRACK</b>                        |                 |                    |                    |                   |            |              |                        |              |                   |               |              |
| UNKNOWN  | 18              | 433,932            | 384,901            | 49,031            | 1          | 8            | 9                      | 4            | 1                 | 4             | 9            |
| 1-10   | 452             | 13,062,831         | 9,542,145          | 3,520,686         | 28         | 375          | 49                     | 208          | 66                | 122           | 56           |
| 11-20  | 271             | 16,905,309         | 12,814,546         | 4,090,763         | 19         | 222          | 30                     | 82           | 45                | 70            | 74           |
| 21-30  | 288             | 28,478,831         | 23,129,758         | 5,349,073         | 14         | 225          | 49                     | 101          | 78                | 43            | 66           |
| 31-40  | 221             | 33,550,671         | 28,593,001         | 4,957,670         | 10         | 160          | 51                     | 44           | 93                | 28            | 56           |
| 41-50  | 157             | 33,237,343         | 26,757,410         | 6,479,933         | 7          | 103          | 47                     | 26           | 67                | 13            | 51           |
| 51-60  | 84              | 12,980,934         | 10,883,934         | 2,097,000         | ---        | 56           | 28                     | 10           | 42                | 7             | 25           |
| 61-70  | 26              | 6,531,374          | 5,831,121          | 700,253           | ---        | 11           | 15                     | 3            | 9                 | 1             | 13           |
| 71-80  | 12              | 983,884            | 795,884            | 188,000           | 2          | 2            | 8                      | 2            | 3                 | 1             | 6            |
| 81-90  | 2               | 37,900             | 34,500             | 3,400             | ---        | ---          | 2                      | ---          | 2                 | ---           | ---          |
| >=91   | 3               | 52,450             | 51,250             | 1,200             | ---        | ---          | 3                      | ---          | 1                 | ---           | 2            |
| <b>TOTAL</b>   | <b>1,534</b>    | <b>146,255,459</b> | <b>118,818,450</b> | <b>27,437,009</b> | <b>81</b>  | <b>1,162</b> | <b>291</b>             | <b>480</b>   | <b>407</b>        | <b>289</b>    | <b>358</b>   |
| <b>ACCIDENTS ON YARD TRACK</b>                             |                 |                    |                    |                   |            |              |                        |              |                   |               |              |
| UNKNOWN  | 92              | 1,992,973          | 1,924,442          | 68,531            | 5          | 18           | 69                     | 6            | 6                 | 38            | 42           |
| 1-10   | 1,413           | 27,556,752         | 21,494,382         | 6,062,370         | 235        | 1,026        | 152                    | 637          | 109               | 550           | 117          |
| 11-20  | 61              | 4,284,561          | 3,899,811          | 384,750           | 10         | 34           | 17                     | 8            | 4                 | 33            | 16           |
| 21-30  | 7               | 695,333            | 662,745            | 32,588            | 1          | 4            | 2                      | 2            | 1                 | 4             | ---          |
| 31-40  | 1               | 39,000             | 35,000             | 4,000             | ---        | 1            | ---                    | ---          | 1                 | ---           | ---          |
| 41-50  | 1               | 75,600             | 75,600             | ---               | 1          | ---          | ---                    | ---          | ---               | 1             | ---          |
| <b>TOTAL</b>   | <b>1,575</b>    | <b>34,644,219</b>  | <b>28,091,980</b>  | <b>6,552,239</b>  | <b>252</b> | <b>1,083</b> | <b>240</b>             | <b>653</b>   | <b>121</b>        | <b>626</b>    | <b>175</b>   |
| <b>ACCIDENTS ON INDUSTRY, SIDING OR UNKNOWN TRACK TYPE</b> |                 |                    |                    |                   |            |              |                        |              |                   |               |              |
| UNKNOWN  | 17              | 301,978            | 268,682            | 33,296            | 2          | 10           | 5                      | 1            | ---               | 5             | 11           |
| 1-10   | 268             | 5,475,407          | 4,301,636          | 1,173,771         | 26         | 213          | 29                     | 136          | 22                | 68            | 42           |
| 11-20  | 30              | 1,070,934          | 835,628            | 235,306           | 5          | 23           | 2                      | 8            | 8                 | 8             | 6            |
| 21-30  | 6               | 269,825            | 203,219            | 66,606            | ---        | 4            | 2                      | 2            | 1                 | 3             | ---          |
| <b>TOTAL</b>   | <b>321</b>      | <b>7,118,144</b>   | <b>5,609,165</b>   | <b>1,508,979</b>  | <b>33</b>  | <b>250</b>   | <b>38</b>              | <b>147</b>   | <b>31</b>         | <b>84</b>     | <b>59</b>    |
| <b>FINAL</b>   | <b>3,430</b>    | <b>188,017,822</b> | <b>152,519,595</b> | <b>35,498,227</b> | <b>366</b> | <b>2,495</b> | <b>569</b>             | <b>1,280</b> | <b>559</b>        | <b>999</b>    | <b>592</b>   |

In those accidents that involve more than one moving consist, the highest reported speed appears in this table.

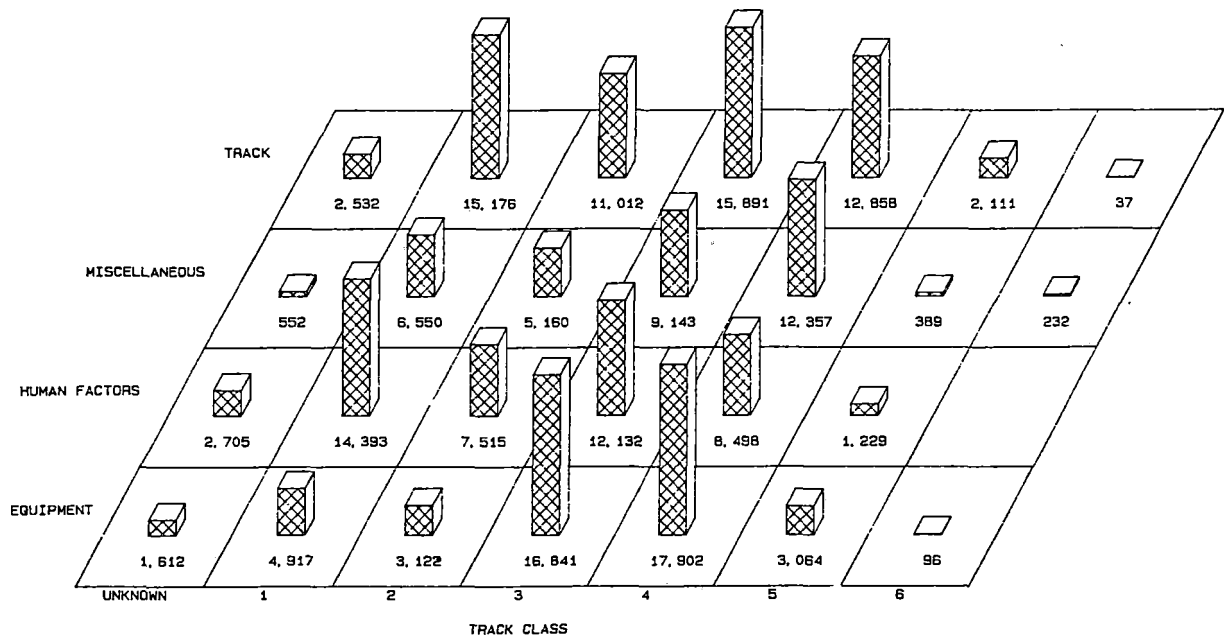


**FIGURE 15. ACCIDENT DAMAGES BY SPEED AND CAUSE (\$ 000's)**

**ACCIDENTS AND TRACK TYPE**

**TABLE 11. TRAIN ACCIDENTS AND REPORTABLE DAMAGES BY TRACK CLASS**

| TRACK CLASS | TOTAL ACCIDENTS | TOTAL DAMAGE | EQUIPMENT DAMAGE | TRACK DAMAGE | COLLISIONS | DERAILMENTS | OTHER ACCIDENTS CAUSED | TRACK EQUIPMENT FAILURE | HUMAN FACTORS | OTHER CAUSES |     |
|-------------|-----------------|--------------|------------------|--------------|------------|-------------|------------------------|-------------------------|---------------|--------------|-----|
| ?           | 353             | 7,398,750    | 5,740,333        | 1,658,417    | 38         | 266         | 49                     | 159                     | 39            | 121          | 34  |
| 1           | 1,574           | 41,035,954   | 33,434,216       | 7,601,738    | 226        | 1,153       | 195                    | 678                     | 125           | 545          | 226 |
| 2           | 521             | 26,809,307   | 20,574,629       | 6,234,678    | 45         | 398         | 78                     | 208                     | 66            | 154          | 93  |
| 3           | 520             | 54,004,754   | 45,528,004       | 8,476,750    | 36         | 370         | 114                    | 153                     | 151           | 93           | 123 |
| 4           | 403             | 51,613,263   | 41,501,400       | 10,111,863   | 20         | 275         | 108                    | 76                      | 151           | 77           | 99  |
| 5           | 49              | 6,790,231    | 5,408,663        | 1,381,568    | 1          | 32          | 16                     | 5                       | 20            | 9            | 15  |
| 6           | 10              | 365,563      | 332,350          | 33,213       | ---        | 1           | 9                      | 1                       | 7             | ---          | 2   |
| FINAL       | 3,430           | 188,017,822  | 152,519,595      | 35,498,227   | 366        | 2,495       | 569                    | 1,280                   | 559           | 999          | 592 |

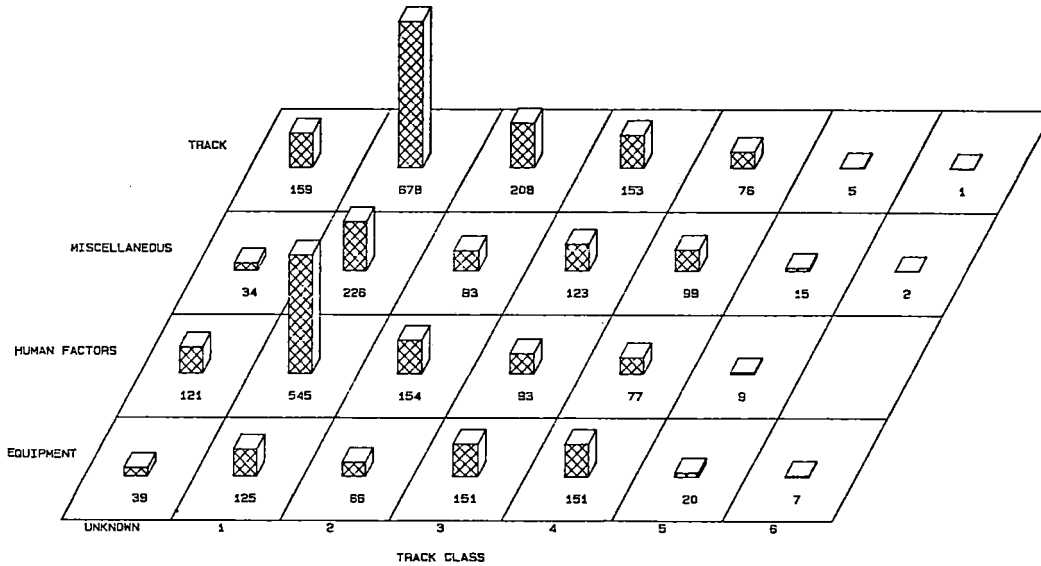


**FIGURE 16. ACCIDENT DAMAGES BY TRACK CLASS AND CAUSE (\$ 000's)**

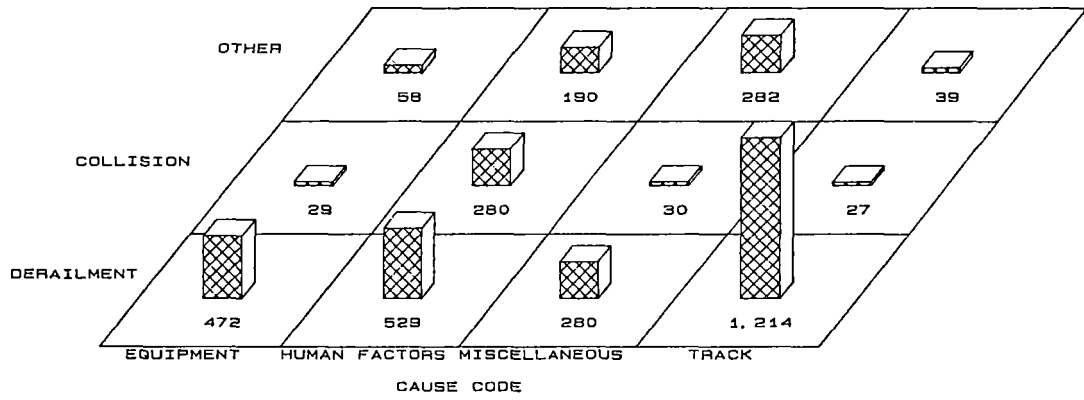
**CAUSE BY TYPE OF ACCIDENT**

**TABLE 12. REPORTABLE DAMAGES IN TRAIN ACCIDENTS BY TYPE AND CAUSE**

| Type of Accident     | ...Track Caused... |                   | .Equipment Caused. |                   | ...Human Factors.. |                   | ...Other Causes... |                   | .....Total Damage..... |                    |
|----------------------|--------------------|-------------------|--------------------|-------------------|--------------------|-------------------|--------------------|-------------------|------------------------|--------------------|
|                      | Trk Dmg            | Eqp Dmg           | Trk Dmg            | Eqp Dmg           | Trk Dmg            | Eqp Dmg           | Trk Dmg            | Eqp Dmg           | Trk Dmg                | Eqp Dmg            |
| Derailment           | 12,680,912         | 45,971,889        | 10,388,847         | 33,647,422        | 4,825,093          | 17,747,754        | 4,594,348          | 15,778,636        | 32,489,200             | 113,145,701        |
| Head on collision    | ---                | 13,712            | ---                | ---               | 53,655             | 6,263,330         | ---                | 138,268           | 53,655                 | 6,415,310          |
| Rear end collision   | ---                | 14,000            | ---                | 29,355            | 21,129             | 2,950,133         | 6,400              | 522,450           | 27,529                 | 3,515,938          |
| Side collision       | 18,885             | 322,940           | 49,143             | 616,970           | 392,240            | 7,927,528         | 5,262              | 380,405           | 465,530                | 9,247,843          |
| Raking collision     | 7,781              | 58,579            | 15,750             | 132,472           | 14,126             | 680,797           | 13,962             | 160,120           | 51,619                 | 1,031,968          |
| Broken trn collision | 14,000             | 2,800             | 98,631             | 718,825           | 3,000              | 63,561            | 5,000              | 70,000            | 120,631                | 855,186            |
| Rail-hwy crossing    | ---                | 6,500             | ---                | ---               | 12,500             | 228,500           | 1,221,746          | 7,249,526         | 1,234,246              | 7,484,526          |
| RR grade crossing    | ---                | ---               | ---                | ---               | ---                | ---               | ---                | ---               | ---                    | ---                |
| Obstruction          | 4,577              | 36,044            | 20,300             | 127,300           | 61,844             | 241,600           | 98,973             | 1,729,721         | 185,694                | 2,134,665          |
| Explosion-detonation | ---                | ---               | ---                | ---               | ---                | ---               | ---                | ---               | ---                    | ---                |
| Fire/violent rupture | ---                | ---               | 1,100              | 1,019,220         | ---                | ---               | 1,200              | 1,027,625         | 2,300                  | 2,046,845          |
| Other                | 146,982            | 420,467           | 157,575            | 561,643           | 212,353            | 4,867,407         | 350,913            | 792,096           | 867,823                | 6,641,613          |
| <b>TOTAL.....</b>    | <b>12,873,137</b>  | <b>46,846,931</b> | <b>10,731,346</b>  | <b>36,853,207</b> | <b>5,595,940</b>   | <b>40,970,610</b> | <b>6,297,804</b>   | <b>27,848,847</b> | <b>35,498,227</b>      | <b>152,519,595</b> |

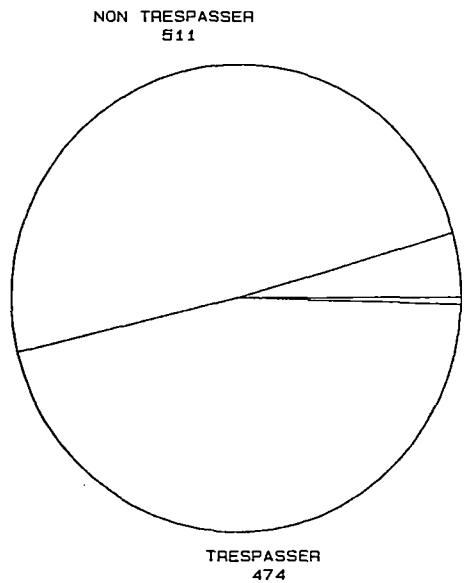


**FIGURE 17. ACCIDENT CAUSES BY TRACK CLASS**

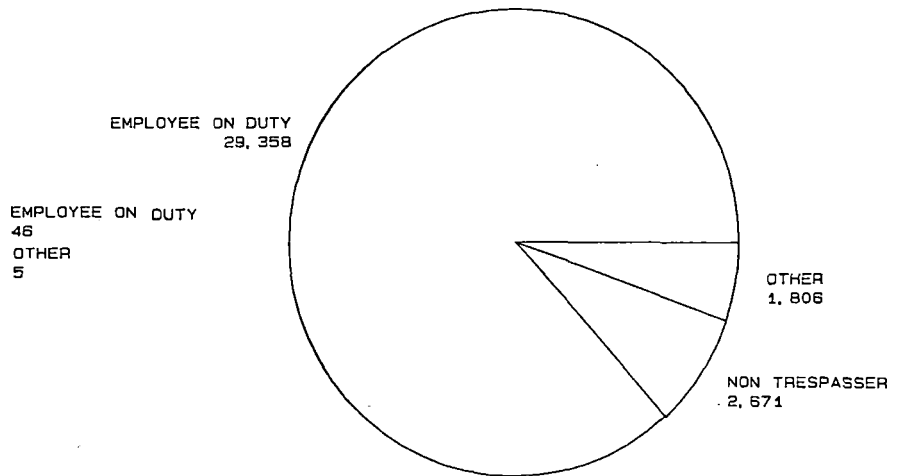


**FIGURE 18. ACCIDENT CAUSES BY ACCIDENT TYPE**

**INJURIES AND FATALITIES BY TYPE OF PERSON**



**FIGURE 19A. FATALITIES BY TYPE OF PERSON**



**FIGURE 19B. INJURIES BY TYPE OF PERSON**



**TABLE 13. CASUALTIES BY TYPE OF PERSON**

|  | Employees<br>On Duty | Employees<br>Not On Duty | Passengers<br>On Trains | Non-<br>trespassers | Trespassers | Contractor<br>Employees | Total  |
|--|----------------------|--------------------------|-------------------------|---------------------|-------------|-------------------------|--------|
| <b>TRAIN ACCIDENTS</b>                           |                      |                          |                         |                     |             |                         |        |
| Fatalities.....                                  | 7                    | ---                      | ---                     | ---                 | 1           | ---                     | 8      |
| Injuries.....                                    | 231                  | 3                        | 222                     | 2                   | 2           | ---                     | 460    |
| Occupational illnesses...                        | 16                   | ---                      | ---                     | ---                 | ---         | ---                     | 16     |
| Total casualties.....                            | 254                  | 3                        | 222                     | 2                   | 3           | ---                     | 484    |
| <b>TRAIN INCIDENTS</b>                           |                      |                          |                         |                     |             |                         |        |
| Fatalities.....                                  | 16                   | 1                        | 3                       | 7                   | 377         | 2                       | 406    |
| Injuries.....                                    | 4,225                | 10                       | 150                     | 32                  | 413         | 9                       | 4,839  |
| Occupational illnesses...                        | 79                   | ---                      | ---                     | ---                 | ---         | ---                     | 79     |
| Total casualties.....                            | 4,320                | 11                       | 153                     | 39                  | 790         | 11                      | 5,324  |
| <b>NONTRAIN INCIDENTS</b>                        |                      |                          |                         |                     |             |                         |        |
| Fatalities.....                                  | 21                   | 1                        | ---                     | 3                   | 13          | 2                       | 40     |
| Injuries.....                                    | 24,748               | 401                      | 274                     | 251                 | 77          | 99                      | 25,850 |
| Occupational illnesses...                        | 368                  | 4                        | ---                     | ---                 | ---         | 1                       | 373    |
| Total casualties.....                            | 25,137               | 406                      | 274                     | 254                 | 90          | 102                     | 26,263 |
| <b>RAIL-HIGHWAY CROSSING ACCIDENTS/INCIDENTS</b> |                      |                          |                         |                     |             |                         |        |
| Fatalities.....                                  | 2                    | ---                      | ---                     | 497                 | 83          | ---                     | 582    |
| Injuries.....                                    | 154                  | 1                        | 11                      | 2,277               | 242         | 1                       | 2,686  |
| Occupational illnesses...                        | 1                    | ---                      | ---                     | ---                 | ---         | ---                     | 1      |
| Total casualties.....                            | 157                  | 1                        | 11                      | 2,774               | 325         | 1                       | 3,269  |
| <b>GRAND TOTAL</b>                               |                      |                          |                         |                     |             |                         |        |
| Fatalities.....                                  | 46                   | 2                        | 3                       | 507                 | 474         | 4                       | 1,036  |
| Injuries.....                                    | 29,358               | 415                      | 657                     | 2,562               | 734         | 109                     | 33,835 |
| Occupational illnesses...                        | 464                  | 4                        | ---                     | ---                 | ---         | 1                       | 469    |
| Total casualties.....                            | 29,868               | 421                      | 660                     | 3,069               | 1,208       | 114                     | 35,340 |

Contractor employees are included with nontrespassers in all other tables in this publication.

Rail-highway crossing accidents/incidents may be classified as train accidents, train incidents, or nontrain incidents. In this table these casualties are shown separately.

**TABLE 14. TOTAL FATALITIES BY TYPE OF PERSON**

| Type Of Accident/Incident                          | Total Killed | ...Employees On Duty... |       | Emp Not On Duty | Passengers | Nontrespassers | Trespassers |
|--|--------------|-------------------------|-------|-----------------|------------|----------------|-------------|
|  |              | Trainmen                | Other | Total           |            |                |             |
| <b>TRAIN ACCIDENTS</b>                             |              |                         |       |                 |            |                |             |
| Collisions.....                                    | 6            | 6                       | ---   | 6               | ---        | ---            | ---         |
| Derailments.....                                   | 2            | 1                       | ---   | 1               | ---        | ---            | 1           |
| Rail-highway x-ing.....                            | 44           | 1                       | 1     | 2               | ---        | 36             | 6           |
| Miscellaneous.....                                 | ---          | ---                     | ---   | ---             | ---        | ---            | ---         |
| Total.....   | 52           | 8                       | 1     | 9               | ---        | 36             | 7           |
| <b>TRAIN INCIDENTS</b>                             |              |                         |       |                 |            |                |             |
| Coupling and uncoupling locomotives or cars.....   | ---          | ---                     | ---   | ---             | ---        | ---            | ---         |
| Coupling/uncoupling air/steam hose, safety chains. | 1            | 1                       | ---   | 1               | ---        | ---            | ---         |
| Operating or on locomotives.....                   | ---          | ---                     | ---   | ---             | ---        | ---            | ---         |
| Operating rail motorcars.....                      | 1            | ---                     | 1     | 1               | ---        | ---            | ---         |
| Operating hand brakes.....                         | 1            | 1                       | ---   | 1               | ---        | ---            | ---         |
| Operating switches or derails.....                 | ---          | ---                     | ---   | ---             | ---        | ---            | ---         |
| Contacting fixed objects while on locos or cars..  | 1            | 1                       | ---   | 1               | ---        | ---            | ---         |
| Getting on or off cars or locomotives.....         | 10           | 1                       | ---   | 1               | ---        | 3              | 6           |
| Collisions, derailments, etc. (<= \$4,901).....    | 10           | ---                     | ---   | ---             | ---        | 1              | 9           |
| Rail-highway crossing accidents/incidents.....     | 524          | ---                     | ---   | ---             | ---        | 450            | 74          |
| Struck by/ran into loco/car(not at rr-hwy x-ing).  | 363          | 2                       | ---   | 2               | 1          | 7              | 353         |
| Servicing or maintenance of equipment.....         | 1            | ---                     | 1     | 1               | ---        | ---            | ---         |
| Maintenance of way and structures.....             | 3            | ---                     | 2     | 2               | ---        | 1              | ---         |
| Freight, baggage, express or mail.....             | ---          | ---                     | ---   | ---             | ---        | ---            | ---         |
| Windows, doors, etc., on on-track equipment.....   | ---          | ---                     | ---   | ---             | ---        | ---            | ---         |
| Passenger car doors.....                           | ---          | ---                     | ---   | ---             | ---        | ---            | ---         |
| Stumbling, slipping, falling, caught, N.O.C.....   | 5            | 3                       | ---   | 3               | ---        | ---            | 2           |
| Flying or falling objects, burns, etc., N.O.C....  | ---          | ---                     | ---   | ---             | ---        | ---            | ---         |
| Operation of on-track work equipment.....          | 2            | ---                     | 2     | 2               | ---        | ---            | ---         |
| Assault.....                                       | 1            | 1                       | ---   | 1               | ---        | ---            | ---         |
| Other occurrences.....                             | 7            | ---                     | ---   | ---             | ---        | ---            | 7           |
| Total.....   | 930          | 10                      | 6     | 16              | 1          | 3              | 459         |
| <b>NONTRAIN INCIDENTS</b>                          |              |                         |       |                 |            |                |             |
| Coupling and uncoupling locomotives or cars.....   | ---          | ---                     | ---   | ---             | ---        | ---            | ---         |
| Coupling/uncoupling air/steam hose, safety chains. | ---          | ---                     | ---   | ---             | ---        | ---            | ---         |
| Operating or on locomotives.....                   | ---          | ---                     | ---   | ---             | ---        | ---            | ---         |
| Operating rail motorcars.....                      | ---          | ---                     | ---   | ---             | ---        | ---            | ---         |
| Operating hand brakes.....                         | ---          | ---                     | ---   | ---             | ---        | ---            | ---         |
| Operating switches or derails.....                 | ---          | ---                     | ---   | ---             | ---        | ---            | ---         |
| Contacting fixed objects while on locos or cars..  | ---          | ---                     | ---   | ---             | ---        | ---            | ---         |
| Getting on or off cars or locomotives.....         | 1            | ---                     | ---   | ---             | ---        | ---            | 1           |
| Collisions, derailments, etc. (<= \$4,901).....    | ---          | ---                     | ---   | ---             | ---        | ---            | ---         |
| Rail-highway crossing accidents/incidents.....     | 14           | ---                     | ---   | ---             | ---        | 11             | 3           |
| Struck by/ran into loco/car(not at rr-hwy x-ing).  | 1            | ---                     | ---   | ---             | ---        | ---            | 1           |
| Servicing or maintenance of equipment.....         | 2            | ---                     | 2     | 2               | ---        | ---            | ---         |
| Maintenance of way and structures.....             | 4            | ---                     | 4     | 4               | ---        | ---            | ---         |
| Freight, baggage, express or mail.....             | ---          | ---                     | ---   | ---             | ---        | ---            | ---         |
| Windows, doors, etc., on on-track equipment.....   | ---          | ---                     | ---   | ---             | ---        | ---            | ---         |
| Passenger car doors.....                           | ---          | ---                     | ---   | ---             | ---        | ---            | ---         |
| Stumbling, slipping, falling, caught, N.O.C.....   | 5            | ---                     | 1     | 1               | ---        | ---            | 4           |
| Flying or falling objects, burns, etc., N.O.C....  | 4            | ---                     | ---   | ---             | ---        | 4              | ---         |
| Operation of on-track work equipment.....          | ---          | ---                     | ---   | ---             | ---        | ---            | ---         |
| Assault.....                                       | 2            | ---                     | 1     | 1               | 1          | ---            | ---         |
| Other occurrences.....                             | 21           | 3                       | 10    | 13              | ---        | 1              | 7           |
| Total.....   | 54           | 3                       | 18    | 21              | 1          | 16             | 16          |
| Grand total.....                                   | 1,036        | 21                      | 25    | 46              | 2          | 3              | 511         |
|  |              |                         |       |                 |            |                | 474         |

**TABLE 15. TOTAL NONFATAL CASUALTIES BY TYPE OF PERSON**

| Type Of Accident/Incident                          | Total Injured | ...Employees On Duty... Trainmen Other | Emp Not On Duty Total | Passen- gers | Nontres- passers | Tres- passers |       |     |
|--|---------------|--|-----------------------|--------------|------------------|---------------|-------|-----|
| <b>TRAIN ACCIDENTS</b>                             |               |  |                       |              |                  |               |       |     |
| Collisions.....                                    | 223           | 76                                     | 18                    | 94           | ---              | 128           | 1     | --- |
| Derailments.....                                   | 197           | 80                                     | 43                    | 123          | 2                | 69            | 1     | 2   |
| Rail-highway x-ing.....                            | 171           | 60                                     | 22                    | 82           | ---              | 9             | 75    | 5   |
| Miscellaneous.....                                 | 56            | 23                                     | 7                     | 30           | 1                | 25            | ---   | --- |
| Total.....   | 647           | 239                                    | 90                    | 329          | 3                | 231           | 77    | 7   |
| <b>TRAIN INCIDENTS</b>                             |               |  |                       |              |                  |               |       |     |
| Coupling and uncoupling locomotives or cars.....   | 320           | 303                                    | 17                    | 320          | ---              | ---           | ---   | --- |
| Coupling/uncoupling air/steam hose, safety chains. | 36            | 32                                     | 4                     | 36           | ---              | ---           | ---   | --- |
| Operating or on locomotives.....                   | 731           | 713                                    | 18                    | 731          | ---              | ---           | ---   | --- |
| Operating rail motorcars.....                      | 34            | 13                                     | 21                    | 34           | ---              | ---           | ---   | --- |
| Operating hand brakes.....                         | 123           | 120                                    | 3                     | 123          | ---              | ---           | ---   | --- |
| Operating switches or derails.....                 | 49            | 46                                     | 3                     | 49           | ---              | ---           | ---   | --- |
| Contacting fixed objects while on locos or cars..  | 105           | 99                                     | 4                     | 103          | ---              | 1             | ---   | 1   |
| Getting on or off cars or locomotives.....         | 1,051         | 939                                    | 15                    | 954          | 2                | 29            | 3     | 63  |
| Collisions, derailments, etc. (<= \$4,901).....    | 114           | 80                                     | 14                    | 94           | ---              | 8             | 4     | 8   |
| Rail-highway crossing accidents/incidents.....     | 2,466         | 62                                     | 10                    | 72           | 1                | 2             | 2,156 | 235 |
| Struck by/ran into loco/car(not at rr-hwy x-ing).  | 405           | 50                                     | 14                    | 64           | 2                | ---           | 22    | 317 |
| Servicing or maintenance of equipment.....         | 109           | 3                                      | 106                   | 109          | ---              | ---           | ---   | --- |
| Maintenance of way and structures.....             | 122           | 1                                      | 121                   | 122          | ---              | ---           | ---   | --- |
| Freight, baggage, express or mail.....             | 21            | 6                                      | 10                    | 16           | ---              | 2             | ---   | 3   |
| Windows, doors, etc., on on-track equipment.....   | 115           | 72                                     | 19                    | 91           | 1                | 22            | 1     | --- |
| Passenger car doors.....                           | 7             | 3                                      | ---                   | 3            | ---              | 4             | ---   | --- |
| Stumbling, slipping, falling, caught, N.O.C.....   | 230           | 147                                    | 30                    | 177          | 2                | 43            | 2     | 6   |
| Flying or falling objects, burns, etc., N.O.C....  | 426           | 383                                    | 27                    | 410          | ---              | 10            | 5     | 1   |
| Operation of on-track work equipment.....          | 121           | 14                                     | 104                   | 118          | ---              | 2             | ---   | 1   |
| Assault.....                                       | 85            | 82                                     | ---                   | 82           | 1                | 2             | ---   | --- |
| Other occurrences.....                             | 714           | 600                                    | 68                    | 668          | 2                | 27            | 4     | 13  |
| Total.....   | 7,384         | 3,768                                  | 608                   | 4,376        | 11               | 152           | 2,197 | 648 |
| <b>NONTRAIN INCIDENTS</b>                          |               |  |                       |              |                  |               |       |     |
| Coupling and uncoupling locomotives or cars.....   | 692           | 656                                    | 36                    | 692          | ---              | ---           | ---   | --- |
| Coupling/uncoupling air/steam hose, safety chains. | 301           | 255                                    | 46                    | 301          | ---              | ---           | ---   | --- |
| Operating or on locomotives.....                   | 556           | 494                                    | 61                    | 555          | 1                | ---           | ---   | --- |
| Operating rail motorcars.....                      | 67            | 14                                     | 53                    | 67           | ---              | ---           | ---   | --- |
| Operating hand brakes.....                         | 458           | 432                                    | 25                    | 457          | 1                | ---           | ---   | --- |
| Operating switches or derails.....                 | 1,327         | 1,225                                  | 99                    | 1,324        | 2                | ---           | 1     | --- |
| Contacting fixed objects while on locos or cars..  | 44            | 35                                     | 9                     | 44           | ---              | ---           | ---   | --- |
| Getting on or off cars or locomotives.....         | 1,173         | 861                                    | 212                   | 1,073        | 12               | 80            | 5     | 3   |
| Collisions, derailments, etc. (<= \$4,901).....    | ---           | ---                                    | ---                   | ---          | ---              | ---           | ---   | --- |
| Rail-highway crossing accidents/incidents.....     | 50            | 1                                      | ---                   | 1            | ---              | ---           | 47    | 2   |
| Struck by/ran into loco/car(not at rr-hwy x-ing).  | 26            | 5                                      | 4                     | 9            | 1                | ---           | 2     | 14  |
| Servicing or maintenance of equipment.....         | 6,064         | 100                                    | 5,905                 | 6,005        | 45               | ---           | 14    | --- |
| Maintenance of way and structures.....             | 9,071         | 30                                     | 8,978                 | 9,008        | 39               | ---           | 24    | --- |
| Freight, baggage, express or mail.....             | 110           | 13                                     | 97                    | 110          | ---              | ---           | ---   | --- |
| Windows, doors, etc., on on-track equipment.....   | 412           | 169                                    | 231                   | 400          | 3                | 3             | 5     | 1   |
| Passenger car doors.....                           | 38            | 20                                     | 5                     | 25           | ---              | 12            | 1     | --- |
| Stumbling, slipping, falling, caught, N.O.C.....   | 2,523         | 1,046                                  | 944                   | 1,990        | 175              | 145           | 196   | 17  |
| Flying or falling objects, burns, etc., N.O.C....  | 629           | 335                                    | 252                   | 587          | 5                | 4             | 21    | 12  |
| Operation of on-track work equipment.....          | 101           | 1                                      | 94                    | 95           | 2                | 4             | ---   | --- |
| Assault.....                                       | 199           | 48                                     | 134                   | 182          | 8                | 5             | 4     | --- |
| Other occurrences.....                             | 2,432         | 499                                    | 1,693                 | 2,192        | 111              | 21            | 78    | 30  |
| Total.....   | 26,273        | 6,239                                  | 18,878                | 25,117       | 405              | 274           | 398   | 79  |
| Grand total.....                                   | 34,304        | 10,246                                 | 19,576                | 29,822       | 419              | 657           | 2,672 | 734 |

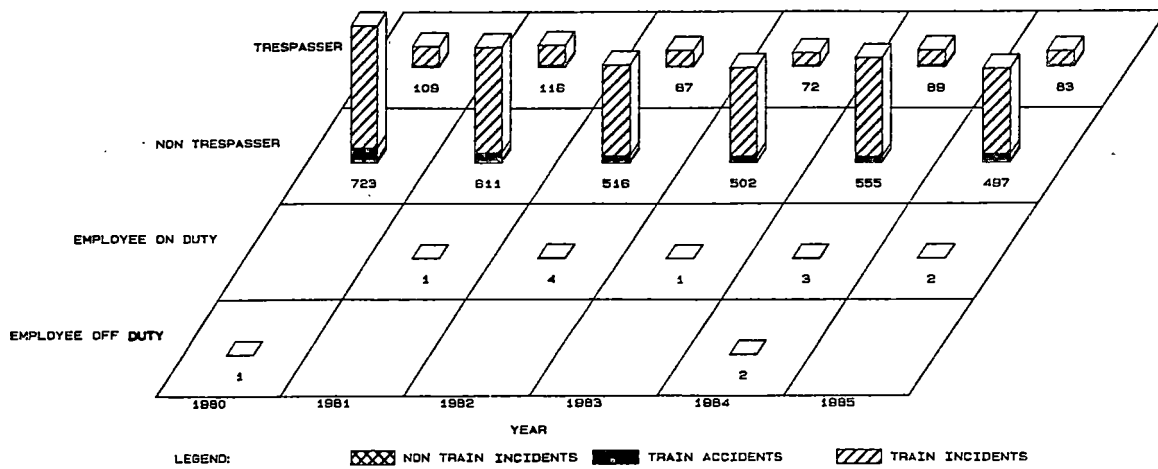
**TABLE 16. TOTAL ACCIDENTS/INCIDENTS BY OCCURRENCE**

| Type Of Accident/Incident                          | .....Accidents/Incidents..... |       |          |
|--|-------------------------------|-------|----------|
|  | Total                         | Fatal | Nonfatal |
| <b>TRAIN ACCIDENTS *</b>                           |                               |       |          |
| Collisions.....                                    | 366                           | 2     | 45       |
| Derailments.....                                   | 2,495                         | 2     | 61       |
| Rail-highway crossing.....                         | 155                           | 33    | 71       |
| Miscellaneous.....                                 | 414                           | ---   | 24       |
| Total.....   | 3,430                         | 37    | 201      |
| <b>TRAIN INCIDENTS</b>                             |                               |       |          |
| Coupling and uncoupling locomotives or cars.....   | 316                           | ---   | 316      |
| Coupling/uncoupling air/steam hose, safety chains. | 37                            | 1     | 36       |
| Operating or on locomotives.....                   | 720                           | ---   | 720      |
| Operating rail motorcars.....                      | 33                            | 1     | 32       |
| Operating hand brakes.....                         | 124                           | 1     | 123      |
| Operating switches or derails.....                 | 47                            | ---   | 47       |
| Contacting fixed objects while on locos or cars..  | 106                           | 1     | 105      |
| Getting on or off cars or locomotives.....         | 1,057                         | 10    | 1,047    |
| Collisions, derailments, etc. (<= \$4,901).....    | 109                           | 10    | 99       |
| Rail-highway crossing accidents/incidents.....     | 2,193                         | 428   | 1,765    |
| Struck by/ran into loco/car(not at rr-hwy x-ing).  | 747                           | 355   | 392      |
| Servicing or maintenance of equipment.....         | 110                           | 1     | 109      |
| Maintenance of way and structures.....             | 123                           | 3     | 120      |
| Freight, baggage, express or mail.....             | 19                            | ---   | 19       |
| Windows, doors, etc., on on-track equipment.....   | 114                           | ---   | 114      |
| Passenger car doors.....                           | 7                             | ---   | 7        |
| Stumbling, slipping, falling, caught, N.O.C.....   | 234                           | 5     | 229      |
| Flying or falling objects, burns, etc., N.O.C....  | 423                           | ---   | 423      |
| Operation of on-track work equipment.....          | 109                           | 2     | 107      |
| Assault.....                                       | 86                            | 1     | 85       |
| Other occurrences.....                             | 704                           | 7     | 697      |
| Total.....   | 7,418                         | 826   | 6,592    |
| <b>NONTRAIN INCIDENTS</b>                          |                               |       |          |
| Coupling and uncoupling locomotives or cars.....   | 691                           | ---   | 691      |
| Coupling/uncoupling air/steam hose, safety chains. | 300                           | ---   | 300      |
| Operating or on locomotives.....                   | 554                           | ---   | 554      |
| Operating rail motorcars.....                      | 66                            | ---   | 66       |
| Operating hand brakes.....                         | 457                           | ---   | 457      |
| Operating switches or derails.....                 | 1,325                         | ---   | 1,325    |
| Contacting fixed objects while on locos or cars..  | 44                            | ---   | 44       |
| Getting on or off cars or locomotives.....         | 1,172                         | 1     | 1,171    |
| Collisions, derailments, etc. (<= \$4,901).....    | ---                           | ---   | ---      |
| Rail-highway crossing accidents/incidents.....     | 54                            | 14    | 40       |
| Struck by/ran into loco/car(not at rr-hwy x-ing).  | 26                            | 1     | 25       |
| Servicing or maintenance of equipment.....         | 6,055                         | 2     | 6,053    |
| Maintenance of way and structures.....             | 9,019                         | 4     | 9,015    |
| Freight, baggage, express or mail.....             | 110                           | ---   | 110      |
| Windows, doors, etc., on on-track equipment.....   | 412                           | ---   | 412      |
| Passenger car doors.....                           | 38                            | ---   | 38       |
| Stumbling, slipping, falling, caught, N.O.C.....   | 2,527                         | 5     | 2,522    |
| Flying or falling objects, burns, etc., N.O.C....  | 616                           | 4     | 612      |
| Operation of on-track work equipment.....          | 101                           | ---   | 101      |
| Assault.....                                       | 199                           | 2     | 197      |
| Other occurrences.....                             | 2,380                         | 21    | 2,359    |
| Total.....   | 26,146                        | 54    | 26,092   |
| Grand total.....                                   | 36,994                        | 917   | 32,885   |

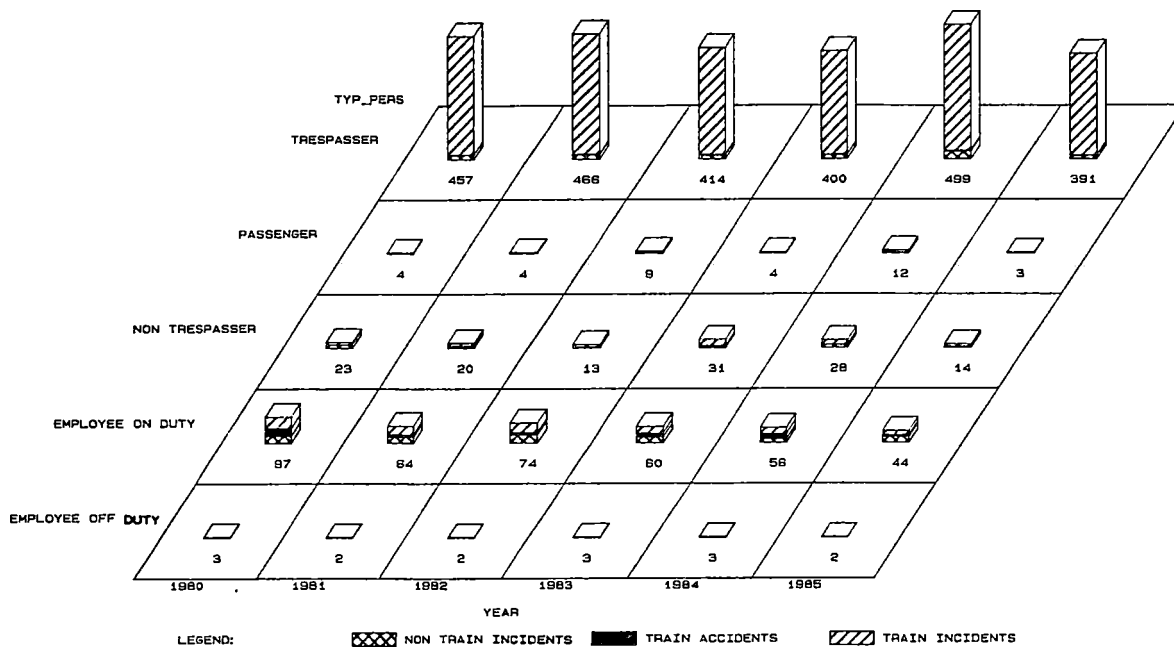
\*NOTE: Train accidents do not require a casualty to be reportable. See definition in Appendix A.

The total number of rail-highway accidents in the TRAIN ACCIDENT category only includes those that exceed the monetary threshold for reporting. Those in the TRAIN INCIDENT and NONTRAIN INCIDENT categories only include those accidents/incidents that resulted in reportable casualties.

For more information concerning rail-highway crossing accidents/incidents, refer to the "RAIL-HIGHWAY CROSSING AND INVENTORY BULLETIN."



**FIGURE 20. FATALITIES AT RAIL-HIGHWAY CROSSINGS BY TYPE OF PERSON**



**FIGURE 21. FATALITIES NOT AT RAIL-HIGHWAY CROSSINGS**

**TABLE 17. TRAIN ACCIDENTS BY MONTH**

| Month     | Accs  |         | Total<br>Damage | Damage<br>Per MTM | .....Train Miles..... |            |                |             |
|-----------|-------|---------|-----------------|-------------------|-----------------------|------------|----------------|-------------|
|           | Accs  | Per MTM |                 |                   | Locomotive            | Motor      | Yard Switching | Total       |
| January   | 333   | 6.90    | 21,004,392      | \$435,270.06      | 35,666,171            | 2,573,298  | 10,016,655     | 48,256,124  |
| February  | 311   | 6.75    | 17,665,309      | \$383,494.90      | 34,057,496            | 2,395,483  | 9,610,539      | 46,063,518  |
| March     | 332   | 6.69    | 15,794,850      | \$318,438.14      | 36,814,133            | 2,379,159  | 10,407,774     | 49,601,066  |
| April     | 308   | 6.32    | 15,446,595      | \$317,028.82      | 35,792,028            | 2,752,224  | 10,178,614     | 48,722,866  |
| May       | 277   | 5.74    | 13,679,109      | \$283,540.11      | 35,415,359            | 2,747,157  | 10,081,607     | 48,244,123  |
| June      | 303   | 6.39    | 22,098,229      | \$466,158.19      | 34,869,659            | 2,854,769  | 9,680,604      | 47,405,032  |
| July      | 271   | 5.80    | 14,628,631      | \$312,998.93      | 34,423,628            | 2,765,621  | 9,547,886      | 46,737,135  |
| August    | 277   | 5.82    | 17,988,524      | \$377,640.43      | 34,953,218            | 2,882,728  | 9,797,747      | 47,633,693  |
| September | 254   | 5.44    | 15,096,691      | \$323,525.94      | 34,566,937            | 2,710,138  | 9,386,069      | 46,663,144  |
| October   | 263   | 5.39    | 11,697,504      | \$239,496.83      | 36,135,301            | 2,783,268  | 9,923,715      | 48,842,284  |
| November  | 261   | 5.58    | 12,820,903      | \$274,273.25      | 34,661,297            | 2,762,674  | 9,320,576      | 46,744,547  |
| December  | 240   | 5.22    | 10,097,085      | \$219,516.16      | 34,039,704            | 2,850,149  | 9,107,241      | 45,997,094  |
| Total...  | 3,430 | 6.01    | 188,017,822     | \$329,329.48      | 421,394,931           | 32,456,668 | 117,059,027    | 570,910,626 |

NOTE: "MTM" = Million train miles

**TABLE 18. TRAIN ACCIDENTS BY TYPE AND MONTH**

| Type of Accident        | Jan | Feb | Mar | Apr | May | Jun | Jul | Aug | Sep | Oct | Nov | Dec | Total |
|-------------------------|-----|-----|-----|-----|-----|-----|-----|-----|-----|-----|-----|-----|-------|
| Derailment.....         | 250 | 227 | 244 | 228 | 200 | 223 | 190 | 204 | 189 | 183 | 190 | 167 | 2,495 |
| Head on collision.....  | 3   | --- | 2   | 1   | 5   | --- | 1   | 4   | 2   | 1   | 1   | 1   | 21    |
| Rear end collision..... | 3   | 5   | 1   | 2   | 1   | 4   | 3   | 1   | --- | 3   | 4   | 3   | 30    |
| Side collision.....     | 18  | 24  | 31  | 24  | 25  | 15  | 23  | 22  | 16  | 27  | 19  | 15  | 259   |
| Raking collision.....   | 4   | 4   | 5   | 2   | 1   | 7   | 1   | 3   | 7   | 2   | 1   | 5   | 42    |
| Broken train collision. | --- | 2   | 2   | 1   | --- | 2   | 3   | --- | --- | 3   | --- | --- | 14    |
| Rail-hwy crossing.....  | 20  | 10  | 14  | 12  | 12  | 14  | 14  | 13  | 15  | 13  | 7   | 11  | 155   |
| RR grade crossing.....  | --- | --- | --- | --- | --- | --- | --- | --- | --- | --- | --- | --- | ---   |
| Obstruction.....        | 4   | 4   | 3   | 8   | 8   | 6   | 6   | 2   | 2   | 7   | 4   | 4   | 58    |
| Explosion-detonation... | --- | --- | --- | --- | --- | --- | --- | --- | --- | --- | --- | --- | ---   |
| Fire or violent rupture | 7   | 6   | 9   | 3   | 5   | 4   | 5   | 3   | 5   | 3   | 5   | 4   | 59    |
| Other .....             | 24  | 29  | 21  | 27  | 20  | 28  | 25  | 25  | 18  | 21  | 30  | 29  | 297   |
| TOTAL.....              | 333 | 311 | 332 | 308 | 277 | 303 | 271 | 277 | 254 | 263 | 261 | 240 | 3,430 |

Next page is blank in original document





### 3. ACCIDENTS: DETAILS OF 1985 OCCURRENCES

#### TABLE 19. TRAIN ACCIDENTS AND DAMAGES BY PRINCIPAL CAUSES AND SUBCAUSES

| Cause Of Accident                                  | -----Total----- |                    | Collisions | Derailments  | Other      | Rail Hwy<br>Crossing |
|--|-----------------|--------------------|------------|--------------|------------|----------------------|
|  | Accidents       | Damage             |            |              |            |                      |
| <b>TRACK, ROADBED AND STRUCTURES</b>               |                 |                    |            |              |            |                      |
| Roadbed defects.....                               | 57              | 5,464,776          | ---        | 55           | 1          | 1                    |
| Track geometry defects.....                        | 536             | 21,212,742         | 5          | 523          | 8          | ---                  |
| Rail and joint bar defects.....                    | 282             | 23,938,227         | 1          | 279          | 2          | ---                  |
| Frogs, switches and track appliances.....          | 376             | 8,487,017          | 16         | 344          | 16         | ---                  |
| Other way and structure.....                       | 15              | 368,972            | ---        | 7            | 8          | ---                  |
| Signal and communication failures.....             | 14              | 248,334            | 5          | 6            | 3          | ---                  |
| Subtotal.....                                      | 1,280           | 59,720,068         | 27         | 1,214        | 38         | 1                    |
| <b>MECHANICAL AND ELECTRICAL FAILURES</b>          |                 |                    |            |              |            |                      |
| *LOCOMOTIVE FAILURE*                               |                 |                    |            |              |            |                      |
| Brakes .....                                       | 4               | 83,950             | 2          | 1            | 1          | ---                  |
| Body .....   | ---             | ---                | ---        | ---          | ---        | ---                  |
| Coupler and draft system.....                      | 2               | 24,310             | ---        | 2            | ---        | ---                  |
| Truck components.....                              | 2               | 18,500             | ---        | 2            | ---        | ---                  |
| Axles and journal bearings.....                    | 2               | 97,179             | ---        | 2            | ---        | ---                  |
| Wheels .....                                       | 5               | 166,026            | ---        | 4            | 1          | ---                  |
| Locomotives.....                                   | 20              | 1,500,390          | 1          | 7            | 12         | ---                  |
| Doors .....  | ---             | ---                | ---        | ---          | ---        | ---                  |
| General mechanical and electrical failures.....    | 4               | 37,163             | ---        | ---          | 4          | ---                  |
| Subtotal (Locomotives).....                        | 39              | 1,927,518          | 3          | 18           | 18         | ---                  |
| *CAR FAILURE*                                      |                 |                    |            |              |            |                      |
| Brakes .....                                       | 74              | 3,995,726          | 10         | 54           | 10         | ---                  |
| Trailer or container on flat car.....              | 5               | 157,025            | ---        | 1            | 4          | ---                  |
| Body .....   | 51              | 2,287,802          | ---        | 45           | 6          | ---                  |
| Coupler and draft system.....                      | 69              | 6,428,244          | 10         | 55           | 4          | ---                  |
| Truck components.....                              | 103             | 6,235,523          | 4          | 95           | 4          | ---                  |
| Axles and journal bearings.....                    | 113             | 17,409,183         | ---        | 111          | 2          | ---                  |
| Wheels .....                                       | 87              | 7,727,762          | 2          | 82           | 3          | ---                  |
| Doors .....  | 5               | 265,380            | ---        | 3            | 2          | ---                  |
| General mechanical and electrical failures.....    | 13              | 1,150,390          | ---        | 8            | 5          | ---                  |
| Subtotal (cars).....                               | 520             | 45,657,035         | 26         | 454          | 40         | ---                  |
| <b>TOTAL EQUIPMENT FAILURES.....</b>               | <b>559</b>      | <b>47,584,553</b>  | <b>29</b>  | <b>472</b>   | <b>58</b>  | <b>---</b>           |
| <b>TRAIN OPERATION - HUMAN FACTORS</b>             |                 |                    |            |              |            |                      |
| Brakes, use of.....                                | 169             | 8,415,327          | 70         | 66           | 33         | ---                  |
| Employee physical condition.....                   | 4               | 63,990             | 3          | 1            | ---        | ---                  |
| Flagging, fixed, hand and radio signals.....       | 30              | 4,406,951          | 12         | 13           | 5          | ---                  |
| Other rules and instructions.....                  | 267             | 12,193,573         | 132        | 59           | 76         | ---                  |
| Speed .....  | 88              | 7,264,600          | 15         | 51           | 21         | 1                    |
| Switches, use of.....                              | 132             | 3,246,212          | 34         | 87           | 11         | ---                  |
| Miscellaneous.....                                 | 309             | 10,975,897         | 14         | 252          | 43         | ---                  |
| Subtotal.....                                      | 999             | 46,566,550         | 280        | 529          | 189        | 1                    |
| <b>MISCELLANEOUS FACTORS</b>                       |                 |                    |            |              |            |                      |
| Collision with highway user at crossing site.....  | 151             | 8,452,552          | ---        | ---          | ---        | 151                  |
| Emergency brake application to avoid accident..... | 7               | 1,301,600          | ---        | 7            | ---        | ---                  |
| Vandalism.....                                     | 76              | 3,144,409          | 6          | 43           | 27         | ---                  |
| Interference with rr operation, not vandals.....   | 9               | 275,042            | 3          | 5            | 1          | ---                  |
| Load shifted.....                                  | 24              | 1,898,473          | 1          | 16           | 7          | ---                  |
| Load fell from car.....                            | 3               | 53,052             | ---        | 1            | 2          | ---                  |
| Overloaded car.....                                | 9               | 193,156            | ---        | 9            | ---        | ---                  |
| Improperly loaded car.....                         | 12              | 195,308            | 1          | 10           | 1          | ---                  |
| Oversized load, misrouted.....                     | 4               | 117,912            | 1          | 1            | 2          | ---                  |
| Object on or fouling track.....                    | 34              | 2,915,130          | ---        | 19           | 13         | 2                    |
| Equipment on or fouling track.....                 | 24              | 584,770            | 8          | 4            | 12         | ---                  |
| Trail/container tiedown eqp impr applied.....      | 3               | 48,800             | ---        | ---          | 3          | ---                  |
| Overload/improper loaded container etc.....        | 2               | 66,937             | ---        | ---          | 2          | ---                  |
| Interaction of lateral/vertical forces.....        | 100             | 5,175,329          | ---        | 99           | 1          | ---                  |
| Failure to control car spd with hand brk.....      | 4               | 136,346            | ---        | 3            | 1          | ---                  |
| Snow, ice, or mud on track.....                    | 15              | 497,479            | ---        | 15           | ---        | ---                  |
| Other acts of God.....                             | 4               | 136,025            | ---        | 2            | 2          | ---                  |
| Fire, not due to vandalism.....                    | 29              | 880,022            | ---        | 2            | 27         | ---                  |
| Hump retarder failed to slow car.....              | 22              | 425,297            | 8          | 4            | 10         | ---                  |
| Switch fouled by lading chains, etc.....           | 3               | 22,182             | ---        | 2            | 1          | ---                  |
| Other causes.....                                  | 57              | 7,626,830          | 2          | 38           | 17         | ---                  |
| Subtotal.....                                      | 592             | 34,146,651         | 30         | 280          | 129        | 153                  |
| <b>GRAND TOTAL.....</b>                            | <b>3,430</b>    | <b>188,017,822</b> | <b>366</b> | <b>2,495</b> | <b>414</b> | <b>155</b>           |

**TABLE 20. TRAIN ACCIDENTS RESULTING FROM HUMAN FACTORS BY SPECIFIC CAUSES**

| Cause Of Accident                                | -----Total----- |                   | Collisions | Derailments | Other      | Rail Hwy<br>Crossing |
|--|-----------------|-------------------|------------|-------------|------------|----------------------|
|  | Accidents       | Damage            |            |             |            |                      |
| <b>BRAKES, USE OF</b>                            |                 |                   |            |             |            |                      |
| 500 Automatic brake, improper use.....           | 19              | 972,311           | ---        | 18          | 1          | ---                  |
| 501 Dynamic brake, improper use.....             | 4               | 527,503           | ---        | 4           | ---        | ---                  |
| 502 Failure to secure engine (R.R. emp.).....    | 7               | 1,264,550         | 3          | 1           | 3          | ---                  |
| 503 Failure to secure hnd brk (R.R. emp.).....   | 37              | 900,363           | 22         | 8           | 7          | ---                  |
| 504 Failure to apply sufficient hand brake.....  | 33              | 1,309,669         | 16         | 8           | 9          | ---                  |
| 505 Failure to apply hnd brk on car (emp.).....  | 26              | 464,395           | 17         | 3           | 6          | ---                  |
| 506 Fail. to secure eng/car (Non R.R. emp.)..... | 8               | 123,937           | 5          | 1           | 2          | ---                  |
| 507 Independent (eng.) brake, improper use.....  | 16              | 704,470           | ---        | 15          | 1          | ---                  |
| 508 Fail. to control spd,hnd brk (R.R.emp.)..... | 5               | 176,192           | 4          | ---         | 1          | ---                  |
| 509 Other causes involving use of brakes.....    | 14              | 1,971,937         | 3          | 8           | 3          | ---                  |
| <b>SUBTOTAL.....</b>                             | <b>169</b>      | <b>8,415,327</b>  | <b>70</b>  | <b>66</b>   | <b>33</b>  | <b>---</b>           |
| <b>EMPLOYEE PHYSICAL CONDITION</b>               |                 |                   |            |             |            |                      |
| 510 Impairment due to alcohol or drugs.....      | 1               | 15,900            | ---        | 1           | ---        | ---                  |
| 513 Employee falling asleep.....                 | 2               | 38,115            | 2          | ---         | ---        | ---                  |
| 515 Employee physical condition, other.....      | 1               | 9,975             | 1          | ---         | ---        | ---                  |
| <b>SUBTOTAL.....</b>                             | <b>4</b>        | <b>63,990</b>     | <b>3</b>   | <b>1</b>    | <b>---</b> | <b>---</b>           |
| <b>FLAGGING, FIXED, HAND AND RADIO SIGNALS</b>   |                 |                   |            |             |            |                      |
| 519 Fixed signal improperly displayed.....       | 1               | 3,094             | ---        | 1           | ---        | ---                  |
| 52A Block signal, failure to comply.....         | 5               | 3,212,397         | 3          | 2           | ---        | ---                  |
| 52B Interlocking signal, failure to comply.....  | 3               | 38,600            | ---        | 3           | ---        | ---                  |
| 520 Fixed signal, failure to comply.....         | 5               | 718,889           | 3          | 2           | ---        | ---                  |
| 521 Flagging, improper or failure to flag.....   | 2               | 19,500            | 1          | 1           | ---        | ---                  |
| 523 Hand signal, failure to comply.....          | 1               | 18,900            | ---        | ---         | 1          | ---                  |
| 524 Hand signal improper.....                    | ---             | 61,587            | ---        | ---         | ---        | ---                  |
| 525 Hand signal, failure to give/receive.....    | 1               | 24,900            | 1          | ---         | ---        | ---                  |
| 526 Radio communication, failure to comply.....  | 1               | 30,738            | 1          | ---         | ---        | ---                  |
| 527 Radio communication, improper.....           | 5               | 169,281           | 2          | ---         | 3          | ---                  |
| 528 Radio comm., failure to give/receive.....    | 4               | 94,865            | ---        | 3           | 1          | ---                  |
| 529 Flagging, fixed, hand & radio (other).....   | 2               | 14,200            | 1          | 1           | ---        | ---                  |
| <b>SUBTOTAL.....</b>                             | <b>30</b>       | <b>4,406,951</b>  | <b>12</b>  | <b>13</b>   | <b>5</b>   | <b>---</b>           |
| <b>OTHER RULES AND INSTRUCTIONS</b>              |                 |                   |            |             |            |                      |
| 530 Car(s) shoved out & left out of clear.....   | 10              | 194,555           | 6          | 2           | 2          | ---                  |
| 531 Cars left foul.....                          | 34              | 555,162           | 17         | 8           | 9          | ---                  |
| 532 Derail, failure to apply or remove.....      | 11              | 259,466           | ---        | 9           | 2          | ---                  |
| 533 Failure to stop train in clear.....          | 45              | 1,263,745         | 32         | 5           | 8          | ---                  |
| 535 Instruction to trn/yard crew improper.....   | 9               | 202,161           | 4          | 3           | 2          | ---                  |
| 536 Mtr car/on-trk eqp rules,fail to cmPLY.....  | 17              | 209,672           | 3          | ---         | 14         | ---                  |
| 537 Equip move without authority (RR emp.).....  | 4               | 251,555           | 3          | ---         | 1          | ---                  |
| 538 Shoving move, missing man at lead.....       | 82              | 2,108,993         | 38         | 21          | 23         | ---                  |
| 539 Shoving movement, fail to control.....       | 26              | 750,543           | 16         | 5           | 5          | ---                  |
| 540 Skate, failure to remove or place.....       | 1               | 10,246            | ---        | 1           | ---        | ---                  |
| 541 Special op. instr., failure to comply.....   | 12              | 318,210           | 8          | 2           | 2          | ---                  |
| 542 Trn ord/timetable auth, fail to comply.....  | 6               | 5,200,325         | 3          | 1           | 2          | ---                  |
| 544 Trn ord(written)err in preparation,etc.....  | 1               | 8,800             | ---        | 1           | ---        | ---                  |
| 549 Rules and instructions, other.....           | 9               | 860,140           | 2          | 1           | 6          | ---                  |
| <b>SUBTOTAL.....</b>                             | <b>267</b>      | <b>12,193,573</b> | <b>132</b> | <b>59</b>   | <b>76</b>  | <b>---</b>           |

TABLE 20. (CONTINUED)

| Cause Of Accident                               | -----Total----- |            | Collisions | Derailments | Other | Rail Hwy<br>Crossing |
|---|-----------------|------------|------------|-------------|-------|----------------------|
|   | Accidents       | Damage     |            |             |       |                      |
| SPEED   |                 |            |            |             |       |                      |
| 550 Coupling speed excessive.....               | 31              | 619,855    | ---        | 15          | 16    | ---                  |
| 553 Switch movement, excessive speed.....       | 9               | 448,615    | 2          | 6           | 1     | ---                  |
| 554 Trn inside yrd limit, excess speed.....     | 16              | 2,155,831  | 9          | 6           | 1     | ---                  |
| 555 Trn out yrd limit,clear blk,excess spd..... | 12              | 2,812,087  | ---        | 12          | ---   | ---                  |
| 559 Other Causes involving excessive speed..... | 20              | 1,228,212  | 4          | 12          | 3     | 1                    |
| SUBTOTAL.....                                   | 88              | 7,264,600  | 15         | 51          | 21    | 1                    |
| SWITCHES, USE OF                                |                 |            |            |             |       |                      |
| 560 Spring switch not clear before reverse..... | 4               | 62,450     | ---        | 4           | ---   | ---                  |
| 561 Switch improperly lined.....                | 83              | 2,114,962  | 34         | 41          | 8     | ---                  |
| 562 Switch not latched or locked.....           | 10              | 218,030    | ---        | 10          | ---   | ---                  |
| 563 Switch previously run through.....          | 29              | 613,321    | ---        | 26          | 3     | ---                  |
| 569 Use of switches, other.....                 | 6               | 237,449    | ---        | 6           | ---   | ---                  |
| SUBTOTAL.....                                   | 132             | 3,246,212  | 34         | 87          | 11    | ---                  |
| MISCELLANEOUS                                   |                 |            |            |             |       |                      |
| 570 Buffing or slack action excessive.....      | 167             | 7,841,510  | 1          | 164         | 2     | ---                  |
| 571 Failure to couple.....                      | 9               | 139,127    | 1          | 1           | 7     | ---                  |
| 572 Lateral drawbar force on curve excess.....  | 43              | 1,278,734  | ---        | 43          | ---   | ---                  |
| 574 Passed couplers.....                        | 40              | 431,269    | 1          | 27          | 12    | ---                  |
| 575 Retarder, improper manual operation.....    | 19              | 210,796    | 5          | 3           | 11    | ---                  |
| 576 Retarder yard skate improperly applied..... | 1               | 11,300     | ---        | ---         | 1     | ---                  |
| 599 Other train operation/human factors.....    | 30              | 1,063,161  | 6          | 14          | 10    | ---                  |
| SUBTOTAL.....                                   | 309             | 10,975,897 | 14         | 252         | 43    | ---                  |
| GRAND TOTAL.....                                | 999             | 46,566,550 | 280        | 529         | 189   | 1                    |

**TABLE 21. TRAIN ACCIDENTS RESULTING FROM MECHANICAL AND ELECTRICAL FAILURES BY SPECIFIC CAUSE**

| Cause Of Accident                                | -----Total----- |           | Collisions | Derailments | Other | Rail Hwy<br>Crossing |
|--|-----------------|-----------|------------|-------------|-------|----------------------|
|  | Accidents       | Damage    |            |             |       |                      |
| <b>BRAKES</b>                                    |                 |           |            |             |       |                      |
| 400 Air hose uncoupled or burst.....             | 25              | 2,479,558 | 1          | 24          | ---   | ---                  |
| 402 Broken brake pipe or connections.....        | 2               | 72,578    | 1          | 1           | ---   | ---                  |
| 403 Obstructed brake pipe.....                   | 2               | 25,584    | ---        | 1           | 1     | ---                  |
| 404 Other brake component failure, etc.....      | 5               | 123,936   | 1          | 4           | ---   | ---                  |
| 405 Brk valve malf. (undesired emergency).....   | 4               | 96,574    | ---        | 4           | ---   | ---                  |
| 406 Brake valve malfunction/stuck brake/etc..... | 4               | 73,200    | ---        | 2           | 2     | ---                  |
| 407 Rigging down or dragging.....                | 16              | 561,275   | ---        | 16          | ---   | ---                  |
| 408 Hand brake/gear broken or defective.....     | 4               | 189,550   | 3          | ---         | 1     | ---                  |
| 409 Hand brk linkage/connections failure.....    | 7               | 147,500   | 3          | ---         | 4     | ---                  |
| 409L Hand brk linkage etc. failure - loco.....   | 1               | 22,595    | 1          | ---         | ---   | ---                  |
| 410 Other brake failure(not on locomotive).....  | 5               | 225,971   | 1          | 2           | 2     | ---                  |
| 410L Other brake failure - locomotive.....       | 3               | 61,355    | 1          | 1           | 1     | ---                  |
| SUBTOTAL.....                                    | 78              | 4,079,676 | 12         | 55          | 11    | ---                  |
| <b>TRAILER OR CONTAINER ON FLAT CAR</b>          |                 |           |            |             |       |                      |
| 411 Broken or defective tiedown equipment.....   | 4               | 123,400   | ---        | ---         | 4     | ---                  |
| 419 Oth trailer/container on flat car fail.....  | 1               | 33,625    | ---        | 1           | ---   | ---                  |
| SUBTOTAL.....                                    | 5               | 157,025   | ---        | 1           | 4     | ---                  |
| <b>BODY</b>                                      |                 |           |            |             |       |                      |
| 420 Body bolster broken or defective.....        | 1               | 8,700     | ---        | 1           | ---   | ---                  |
| 421 Center sill broken or bent.....              | 14              | 786,881   | ---        | 9           | 5     | ---                  |
| 422 Draft sill broken or bent.....               | 3               | 52,962    | ---        | 3           | ---   | ---                  |
| 423 Center plate broken or defective.....        | 8               | 274,862   | ---        | 8           | ---   | ---                  |
| 424 Center plate disengaged from truck.....      | 18              | 751,707   | ---        | 18          | ---   | ---                  |
| 425 Center pin broken or missing.....            | 2               | 90,150    | ---        | 2           | ---   | ---                  |
| 426 Center plate attachment defective.....       | 1               | 95,000    | ---        | 1           | ---   | ---                  |
| 427 Side sill broken.....                        | 2               | 190,020   | ---        | 2           | ---   | ---                  |
| 429 Other causes due to body (not loco).....     | 2               | 37,520    | ---        | 1           | 1     | ---                  |
| SUBTOTAL.....                                    | 51              | 2,287,802 | ---        | 45          | 6     | ---                  |
| <b>COUPLER AND DRAFT SYSTEM</b>                  |                 |           |            |             |       |                      |
| 430 Knuckle broken or defective.....             | 13              | 2,093,716 | 2          | 11          | ---   | ---                  |
| 431 Coupler mismatch, high/low.....              | 7               | 91,548    | ---        | 7           | ---   | ---                  |
| 432 Coupler drawhead broken or defective.....    | 8               | 477,289   | 2          | 5           | 1     | ---                  |
| 433 Coupler retainer pin/cross key missing.....  | 8               | 1,484,324 | ---        | 8           | ---   | ---                  |
| 434 Draft gear/mechanism broken/defective.....   | 9               | 488,001   | 1          | 7           | 1     | ---                  |
| 435 Coupler carrier broken or defective.....     | 4               | 60,769    | ---        | 3           | 1     | ---                  |
| 436 Coupler shank broken or defective.....       | 5               | 394,574   | ---        | 5           | ---   | ---                  |
| 439 Other coupler and draft system causes.....   | 15              | 1,338,023 | 5          | 9           | 1     | ---                  |
| 439L Other coupler/draft system causes-loco..... | 2               | 24,310    | ---        | 2           | ---   | ---                  |
| SUBTOTAL.....                                    | 71              | 6,452,554 | 10         | 57          | 4     | ---                  |
| <b>TRUCK COMPONENTS</b>                          |                 |           |            |             |       |                      |
| 440 Side bearing clearance improper.....         | 35              | 1,570,282 | 2          | 31          | 2     | ---                  |
| 441 Side bearing(s) broken.....                  | 4               | 457,606   | ---        | 4           | ---   | ---                  |
| 442 Side bearing(s) missing.....                 | 1               | 80,000    | ---        | 1           | ---   | ---                  |
| 443 Truck bolster broken.....                    | 10              | 1,223,902 | 1          | 7           | 2     | ---                  |
| 444L Side frame broken - locomotive.....         | 1               | 10,500    | ---        | 1           | ---   | ---                  |
| 445 Truck (stiff/improper lateral).....          | 43              | 1,817,734 | 1          | 42          | ---   | ---                  |
| 445L Truck (stiff/improper lateral) - loco.....  | 1               | 8,000     | ---        | 1           | ---   | ---                  |
| 446 Defective snubbing.....                      | 2               | 190,570   | ---        | 2           | ---   | ---                  |
| 447 Broken/missing/defective springs.....        | 1               | 83,670    | ---        | 1           | ---   | ---                  |
| 449 Other truck component causes.....            | 7               | 811,759   | ---        | 7           | ---   | ---                  |
| SUBTOTAL.....                                    | 105             | 6,254,023 | 4          | 97          | 4     | ---                  |

TABLE 21. (CONTINUED)

| Cause Of Accident                                 | -----Total----- |            | Collisions | Derailments | Other | Rail Hwy<br>Crossing |
|---|-----------------|------------|------------|-------------|-------|----------------------|
|   | Accidents       | Damage     |            |             |       |                      |
| <b>AXLES AND JOURNAL BEARINGS</b>                 |                 |            |            |             |       |                      |
| 450 Broken or bent between wheel seats.....       | 8               | 191,943    | ---        | 8           | ---   | ---                  |
| 450L Broken/bent between wheel seats-loco.....    | 1               | 84,000     | ---        | 1           | ---   | ---                  |
| 451 Journal (plain) failure - overheating.....    | 24              | 3,440,289  | ---        | 24          | ---   | ---                  |
| 452 Journal (R. B.) failure - overheat.....       | 76              | 12,966,105 | ---        | 74          | 2     | ---                  |
| 452L Journal (R. B.) failure-overheat(loco).....  | 1               | 13,179     | ---        | 1           | ---   | ---                  |
| 453 Journal fractured, new cold break.....        | 3               | 722,610    | ---        | 3           | ---   | ---                  |
| 454 Journal fract., cold brk(prev. O.heat).....   | ---             | 9,000      | ---        | ---         | ---   | ---                  |
| 459 Axles and journal bearings (other).....       | 2               | 79,236     | ---        | 2           | ---   | ---                  |
| SUBTOTAL.....                                     | 115             | 17,506,362 | ---        | 113         | 2     | ---                  |
| <b>WHEELS</b>                                     |                 |            |            |             |       |                      |
| 460 Broken flange.....                            | 4               | 95,250     | ---        | 4           | ---   | ---                  |
| 461 Broken rim.....                               | 19              | 2,362,618  | ---        | 18          | 1     | ---                  |
| 462 Broken plate.....                             | 10              | 1,394,267  | ---        | 9           | 1     | ---                  |
| 463 Broken hub.....                               | 3               | 1,135,426  | ---        | 3           | ---   | ---                  |
| 464 Worn flange.....                              | 32              | 847,447    | 2          | 30          | ---   | ---                  |
| 464L Worn flange - locomotive.....                | 3               | 66,340     | ---        | 3           | ---   | ---                  |
| 465 Worn thread.....                              | 1               | 15,262     | ---        | 1           | ---   | ---                  |
| 466 Damaged flange or tread, flat.....            | 3               | 162,620    | ---        | 3           | ---   | ---                  |
| 467 Loose wheel.....                              | 6               | 1,076,497  | ---        | 6           | ---   | ---                  |
| 468 Thermal crack, flange or tread.....           | 3               | 406,665    | ---        | 3           | ---   | ---                  |
| 469 Other causes involving wheels-not loco.....   | 6               | 231,710    | ---        | 5           | 1     | ---                  |
| 469L Other causes involving wheel - loco.....     | 2               | 99,686     | ---        | 1           | 1     | ---                  |
| SUBTOTAL.....                                     | 92              | 7,893,788  | 2          | 86          | 4     | ---                  |
| <b>LOCOMOTIVES</b>                                |                 |            |            |             |       |                      |
| 470L Running gear failure - locomotive.....       | 1               | 5,100      | ---        | 1           | ---   | ---                  |
| 471L Traction motor failure - locomotive.....     | 5               | 969,940    | ---        | 5           | ---   | ---                  |
| 473L Oil fire - locomotive.....                   | 2               | 55,000     | ---        | ---         | 2     | ---                  |
| 474L Electrically caused fire - locomotive.....   | 8               | 323,000    | ---        | ---         | 8     | ---                  |
| 479L Other causes involving locomotives.....      | 4               | 147,350    | 1          | 1           | 2     | ---                  |
| SUBTOTAL.....                                     | 20              | 1,500,390  | 1          | 7           | 12    | ---                  |
| <b>DOORS</b>                                      |                 |            |            |             |       |                      |
| 483 Box car door, other than plug, open.....      | 1               | 6,500      | ---        | ---         | 1     | ---                  |
| 485 Bottom outlet car door open.....              | 1               | 8,000      | ---        | ---         | 1     | ---                  |
| 486 Bottom outlet car door attach defect.....     | 2               | 238,880    | ---        | 2           | ---   | ---                  |
| 489 Other causes involving doors.....             | 1               | 12,000     | ---        | 1           | ---   | ---                  |
| SUBTOTAL.....                                     | 5               | 265,380    | ---        | 3           | 2     | ---                  |
| <b>GENERAL MECHANICAL AND ELECTRICAL FAILURES</b> |                 |            |            |             |       |                      |
| 499 General mech/elect failures-not loco.....     | 13              | 1,150,390  | ---        | 8           | 5     | ---                  |
| 499L General mech/elect failures - loco.....      | 4               | 37,163     | ---        | ---         | 4     | ---                  |
| SUBTOTAL.....                                     | 17              | 1,187,553  | ---        | 8           | 9     | ---                  |
| GRAND TOTAL.....                                  | 559             | 47,584,553 | 29         | 472         | 58    | ---                  |

**TABLE 22. TRAIN ACCIDENTS RESULTING FROM DEFECTS IN TRACK, ROADBED, AND STRUCTURES**

| Cause Of Accident                               | -----Total----- |                   | Collisions | Derailments | Other    | Rail Hwy Crossing |
|---|-----------------|-------------------|------------|-------------|----------|-------------------|
|   | Accidents       | Damage            |            |             |          |                   |
| <b>ROADBED DEFECTS</b>                          |                 |                   |            |             |          |                   |
| 101 Roadbed settled or soft.....                | 35              | 1,797,927         | ---        | 35          | ---      | ---               |
| 102 Washout/rain/slide/ice,etc. dmg to trk..... | 17              | 3,352,622         | ---        | 16          | 1        | ---               |
| 109 Other roadbed defects.....                  | 5               | 314,227           | ---        | 4           | ---      | 1                 |
| <b>SUBTOTAL.....</b>                            | <b>57</b>       | <b>5,464,776</b>  | <b>---</b> | <b>55</b>   | <b>1</b> | <b>1</b>          |
| <b>TRACK GEOMETRY DEFECTS</b>                   |                 |                   |            |             |          |                   |
| 110 Wide gage (defect/missing crossties).....   | 260             | 5,761,592         | ---        | 256         | 2        | ---               |
| 111 Wide gage (def/missing rail fasteners)..... | 42              | 1,226,843         | ---        | 40          | 2        | ---               |
| 112 Wide gage (involving gage rods).....        | 2               | 14,876            | ---        | 2           | ---      | ---               |
| 113 Wide gage due to worn rail.....             | 14              | 334,506           | ---        | 14          | ---      | ---               |
| 114 Track alignment irregular.....              | 21              | 1,057,960         | 1          | 19          | 1        | ---               |
| 115 Track alignment irregular (buckled).....    | 60              | 8,095,597         | ---        | 60          | ---      | ---               |
| 116 Track profile improper.....                 | 3               | 39,746            | ---        | 2           | 1        | ---               |
| 117 Superelevation incorrect.....               | 9               | 221,215           | ---        | 9           | ---      | ---               |
| 118 Superelevation runoff improper.....         | 1               | 14,045            | ---        | 1           | ---      | ---               |
| 119 Cross level irregular at joints.....        | 83              | 2,766,629         | 1          | 81          | 1        | ---               |
| 120 Cross level irregular not at joints.....    | 31              | 1,490,305         | ---        | 30          | 1        | ---               |
| 129 Other track geometry defects.....           | 10              | 189,428           | 1          | 9           | ---      | ---               |
| <b>SUBTOTAL.....</b>                            | <b>536</b>      | <b>21,212,742</b> | <b>5</b>   | <b>523</b>  | <b>8</b> | <b>---</b>        |
| <b>RAIL AND JOINT BAR DEFECTS</b>               |                 |                   |            |             |          |                   |
| 130 Bolt hole crack or break.....               | 13              | 2,279,192         | ---        | 13          | ---      | ---               |
| 131 Broken base of rail.....                    | 46              | 5,634,699         | ---        | 46          | ---      | ---               |
| 132 Broken weld, field.....                     | 6               | 571,720           | ---        | 6           | ---      | ---               |
| 133 Broken weld, plant.....                     | 1               | 149,650           | ---        | 1           | ---      | ---               |
| 134 Detail fracture fm shelling/head check..... | 14              | 1,749,414         | ---        | 13          | 1        | ---               |
| 136 Head/web sep.(outside joint bar limit)..... | 23              | 813,478           | ---        | 23          | ---      | ---               |
| 137 Head/web sep.(within joint bar limits)..... | 4               | 156,242           | ---        | 4           | ---      | ---               |
| 138 Horizontal split head.....                  | 5               | 82,535            | 1          | 4           | ---      | ---               |
| 140 Rail defect with joint bar repair.....      | ---             | 17,000            | ---        | ---         | ---      | ---               |
| 141 Transverse/compound fissure.....            | 68              | 6,259,151         | ---        | 68          | ---      | ---               |
| 142 Vertical split head.....                    | 38              | 7,785,623         | ---        | 37          | 1        | ---               |
| 143 Worn rail.....                              | 10              | 177,066           | ---        | 10          | ---      | ---               |
| 144 Mismatched rail-head contour.....           | 9               | 165,423           | ---        | 9           | ---      | ---               |
| 145 Joint bar broken, compromise.....           | 2               | 493,000           | ---        | 2           | ---      | ---               |
| 146 Joint bar broken, insulated.....            | 1               | 78,500            | ---        | 1           | ---      | ---               |
| 147 Joint bar broken, noninsulated.....         | 10              | 2,598,839         | ---        | 10          | ---      | ---               |
| 148 Joint bolts, broken or missing.....         | 6               | 89,003            | ---        | 6           | ---      | ---               |
| 149 Other rail and joint bar defects.....       | 26              | 837,692           | ---        | 26          | ---      | ---               |
| <b>SUBTOTAL.....</b>                            | <b>282</b>      | <b>23,938,227</b> | <b>1</b>   | <b>279</b>  | <b>2</b> | <b>---</b>        |

TABLE 22. (CONTINUED)

| Cause Of Accident                               | -----Total----- |            | Collisions | Derailments | Other | Rail Hwy<br>Crossing |
|---|-----------------|------------|------------|-------------|-------|----------------------|
|   | Accidents       | Damage     |            |             |       |                      |
| FROGS, SWITCHES AND TRACK APPLIANCES            |                 |            |            |             |       |                      |
| 160 Guard rail loose/broken/etc.....            | 11              | 898,516    | ---        | 11          | ---   | ---                  |
| 161 Switch damaged/out of adjustment.....       | 93              | 2,034,933  | ---        | 89          | 4     | ---                  |
| 162 Switch stand failure (hand oper.).....      | 10              | 297,490    | ---        | 10          | ---   | ---                  |
| 163 Switch connecting/oper. rod fail.....       | 5               | 61,693     | ---        | 5           | ---   | ---                  |
| 164 Stock rail worn/broken/disconnect.....      | 16              | 147,230    | ---        | 15          | 1     | ---                  |
| 165 Switch point worn or broken.....            | 171             | 2,881,825  | 5          | 164         | 2     | ---                  |
| 166 Switch rod worn/bent/broken/etc.....        | 1               | 295,000    | ---        | 1           | ---   | ---                  |
| 167 Frog, rigid, worn or broken.....            | 5               | 54,995     | ---        | 4           | 1     | ---                  |
| 168 Frog, spring, worn or broken.....           | 1               | 42,809     | ---        | 1           | ---   | ---                  |
| 172 Expansion joint failure/malfunction.....    | 1               | 41,200     | ---        | 1           | ---   | ---                  |
| 173 Retarder worn/broken/malfunction.....       | 15              | 256,802    | 3          | 5           | 7     | ---                  |
| 174 Spring/power switch mech. malfunction.....  | 11              | 345,740    | 1          | 9           | 1     | ---                  |
| 175 Retarder yard skate defective.....          | 9               | 81,550     | 7          | 2           | ---   | ---                  |
| 176 Switch out of adjust.(insuf rail anch)..... | 6               | 325,441    | ---        | 6           | ---   | ---                  |
| 179 Other frog/switches/track appl. causes..... | 21              | 721,793    | ---        | 21          | ---   | ---                  |
| SUBTOTAL.....                                   | 376             | 8,487,017  | 16         | 344         | 16    | ---                  |
| OTHER WAY AND STRUCTURES                        |                 |            |            |             |       |                      |
| 180 Bridge misalignment or failure.....         | 3               | 102,878    | ---        | 2           | 1     | ---                  |
| 181 Flangeway clogged.....                      | 5               | 87,765     | ---        | 5           | ---   | ---                  |
| 189 Other way and structure causes.....         | 7               | 178,329    | ---        | ---         | 7     | ---                  |
| SUBTOTAL.....                                   | 15              | 368,972    | ---        | 7           | 8     | ---                  |
| SIGNAL AND COMMUNICATION FAILURES               |                 |            |            |             |       |                      |
| 200 Fix sig. improperly displayed (defect)..... | 2               | 63,650     | 1          | 1           | ---   | ---                  |
| 201 Radio communication equipment failure.....  | 9               | 131,612    | 1          | 5           | 3     | ---                  |
| 209 Signal & communication failure N.O.C.....   | 3               | 53,072     | 3          | ---         | ---   | ---                  |
| SUBTOTAL.....                                   | 14              | 248,334    | 5          | 6           | 3     | ---                  |
| GRAND TOTAL.....                                | 1,280           | 59,720,068 | 27         | 1,214       | 38    | 1                    |

**TABLE 23. TRAIN ACCIDENTS RESULTING FROM MISCELLANEOUS CAUSES BY SPECIFIC CAUSE**

| Cause Of Accident                               | -----Total----- |            | Collisions | Derailments | Other | Rail Hwy Crossing |
|---|-----------------|------------|------------|-------------|-------|-------------------|
|   | Accidents       | Damage     |            |             |       |                   |
| MISC CAUSES NOT OTHERWISE LISTED                |                 |            |            |             |       |                   |
| 700 Collision with hwy user at grade xing.....  | 151             | 8,452,552  | ---        | ---         | ---   | 151               |
| 701 Emergency brk appl to avoid accident.....   | 7               | 1,301,600  | ---        | 7           | ---   | ---               |
| 702 Vandalism.....                              | 76              | 3,144,409  | 6          | 43          | 27    | ---               |
| 703 Interference with RR oper.-not vandals..... | 9               | 275,042    | 3          | 5           | 1     | ---               |
| 704 Load shifted.....                           | 24              | 1,898,473  | 1          | 16          | 7     | ---               |
| 705 Load fell from car.....                     | 3               | 53,052     | ---        | 1           | 2     | ---               |
| 706 Overloaded car.....                         | 9               | 193,156    | ---        | 9           | ---   | ---               |
| 707 Improperly loaded car.....                  | 12              | 195,308    | 1          | 10          | 1     | ---               |
| 708 Oversized load, misrouted.....              | 4               | 117,912    | 1          | 1           | 2     | ---               |
| 709 Object on or fouling track.....             | 34              | 2,915,130  | ---        | 19          | 13    | 2                 |
| 710 Equipment on or fouling track.....          | 24              | 584,770    | 8          | 4           | 12    | ---               |
| 711 Trail/contain tiedown eqp-impr applied..... | 3               | 48,800     | ---        | ---         | 3     | ---               |
| 712 Overload/improper loaded container etc..... | 2               | 66,937     | ---        | ---         | 2     | ---               |
| 713 Interaction of lateral/vertical forces..... | 100             | 5,175,329  | ---        | 99          | 1     | ---               |
| 714 Failure to control spd with hand brake..... | 4               | 136,346    | ---        | 3           | 1     | ---               |
| 715 Snow, ice, or mud on track.....             | 15              | 497,479    | ---        | 15          | ---   | ---               |
| 716 Other acts of God.....                      | 4               | 136,025    | ---        | 2           | 2     | ---               |
| 717 Fire, other than vandalism, involving.....  | 29              | 880,022    | ---        | 2           | 27    | ---               |
| 718 Hump retarder failed to sufficiently s..... | 22              | 425,297    | 8          | 4           | 10    | ---               |
| 719 Objects such as lading chains or strap..... | 3               | 22,182     | ---        | 2           | 1     | ---               |
| 799 Other miscellaneous causes.....             | 57              | 7,626,830  | 2          | 38          | 17    | ---               |
| GRAND TOTAL.....                                | 592             | 34,146,651 | 30         | 280         | 129   | 153               |

**TABLE 24. DAMAGES TO RAIL EQUIPMENT IN TRAIN ACCIDENTS BY CONSIST TYPE**

| Type of consist   | ....Collisions.... |            | ...Derailments.... |             | .....Other..... |            | ..Rail-Hwy X-ing.. |           | .....Total..... |             |
|-------------------|--------------------|------------|--------------------|-------------|-----------------|------------|--------------------|-----------|-----------------|-------------|
|                   | Number             | Damage     | Number             | Damage      | Number          | Damage     | Number             | Damage    | Number          | Damage      |
| Freight train.... | 178                | 11,673,110 | 1,762              | 101,552,640 | 109             | 2,494,621  | 110                | 6,344,336 | 2,159           | 122,064,707 |
| Passenger train.. | 13                 | 3,790,950  | 31                 | 1,317,049   | 39              | 2,325,419  | 29                 | 1,005,370 | 112             | 8,438,788   |
| Mixed train.....  | ---                | ---        | 2                  | 41,990      | ---             | ---        | ---                | ---       | 2               | 41,990      |
| Work train.....   | 3                  | 34,000     | 8                  | 92,800      | 3               | 31,500     | 2                  | 28,500    | 16              | 186,800     |
| Single car.....   | 62                 | 464,330    | 19                 | 116,700     | 103             | 1,595,538  | 3                  | 38,000    | 187             | 2,214,568   |
| Cut of cars.....  | 165                | 2,009,125  | 86                 | 1,379,284   | 85              | 1,326,091  | 3                  | 32,850    | 339             | 4,747,350   |
| Yard/switching... | 219                | 2,681,179  | 556                | 8,513,001   | 107             | 1,817,164  | 3                  | 18,120    | 885             | 13,029,464  |
| Light loco(s).... | 37                 | 413,551    | 25                 | 132,237     | 19              | 1,232,790  | 3                  | 17,350    | 84              | 1,795,928   |
| Unknown.....      | ---                | ---        | ---                | ---         | ---             | ---        | ---                | ---       | ---             | ---         |
| Total.....        | 677                | 21,066,245 | 2,489              | 113,145,701 | 465             | 10,823,123 | 153                | 7,484,526 | 3,784           | 152,519,595 |

NOTE: "Number" represents the number of consists sustaining damage



#### 4. ACCIDENTS INVOLVING CONSISTS TRANSPORTING HAZARDOUS MATERIALS

The information in this section represents only those accidents involving consists that contained at least one car carrying hazardous materials. The number of accidents, resulting damages, or casualties may or may not be attributable to the presence of these cars in the consists. While this does not represent a complete accounting of all hazardous materials releases, it does provide some insight into the extent of hazardous materials car involvement in train accidents.

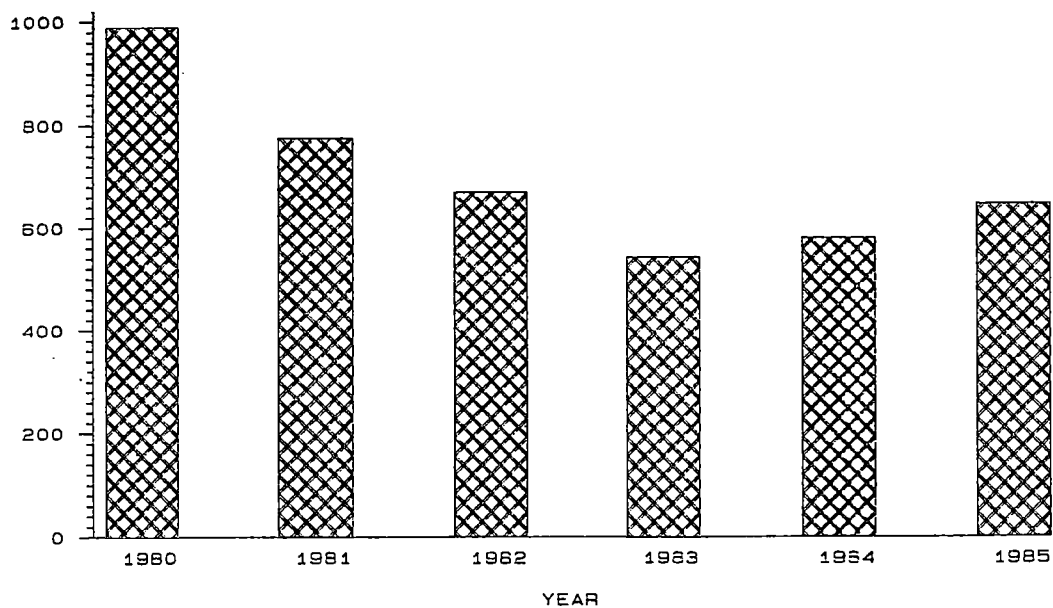
**TABLE 25. TRAIN ACCIDENTS INVOLVING HAZARDOUS MATERIALS**

| Type Of Accident         | Consists Carrying | .....Cars..... |                   |                  |                  | People Evacuated | Damage To Equipment |
|--------------------------|-------------------|----------------|-------------------|------------------|------------------|------------------|---------------------|
|                          |                   | In Consist     | Containing Hazmat | Damaged W/Hazmat | Releasing Hazmat |                  |                     |
| Derailment.....          | 307               | 22,469         | 1,752             | 554              | 99               | 9,577            | 25,630,295          |
| Head on collision.....   | 3                 | 139            | 45                | 2                | ---              | ---              | 235,619             |
| Rear end collision.....  | 6                 | 322            | 23                | 2                | 1                | ---              | 164,700             |
| Side collision.....      | 50                | 2,242          | 195               | 41               | 1                | ---              | 2,831,380           |
| Raking collision.....    | 9                 | 694            | 48                | 6                | ---              | ---              | 326,264             |
| Broken train collision.. | 4                 | 383            | 11                | 2                | ---              | ---              | 366,950             |
| Rail-hwy crossing.....   | 16                | 1,355          | 128               | 20               | 6                | 2,000            | 2,962,195           |
| RR grade crossing.....   | ---               | ---            | ---               | ---              | ---              | ---              | ---                 |
| Obstruction.....         | 2                 | 206            | 13                | 5                | ---              | ---              | 94,300              |
| Explosion-detonation.... | ---               | ---            | ---               | ---              | ---              | ---              | ---                 |
| Fire or violent rupture. | 3                 | 258            | 3                 | 1                | ---              | ---              | 49,985              |
| Other .....              | 31                | 1,294          | 92                | 14               | 2                | 302              | 970,528             |
| TOTAL.....               | 431               | 29,362         | 2,310             | 647              | 109              | 11,879           | 33,632,216          |

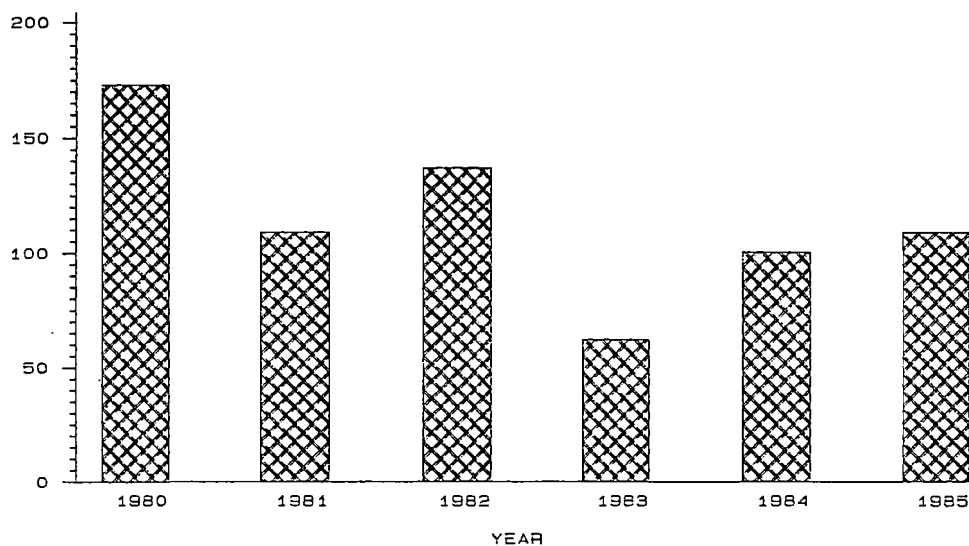
**TABLE 26. TRAIN ACCIDENTS INVOLVING CONSISTS TRANSPORTING HAZARDOUS MATERIALS**

| Year | Total Number Of Accidents | Accidents In Which A Hazmat Car Was Damaged Or Derailed | Accidents In Which There Was A Release Of Hazardous Materials | Accidents Which Resulted In A Evacuation |
|------|---------------------------|---|---|--|
| 1980 | 819                       | 456   | 119   | 34                                       |
| 1981 | 586                       | 353   | 77  | 27                                       |
| 1982 | 494                       | 286   | 59  | 13                                       |
| 1983 | 422                       | 240   | 52  | 16                                       |
| 1984 | 436                       | 237   | 54  | 17                                       |
| 1985 | 415                       | 245   | 54  | 22                                       |

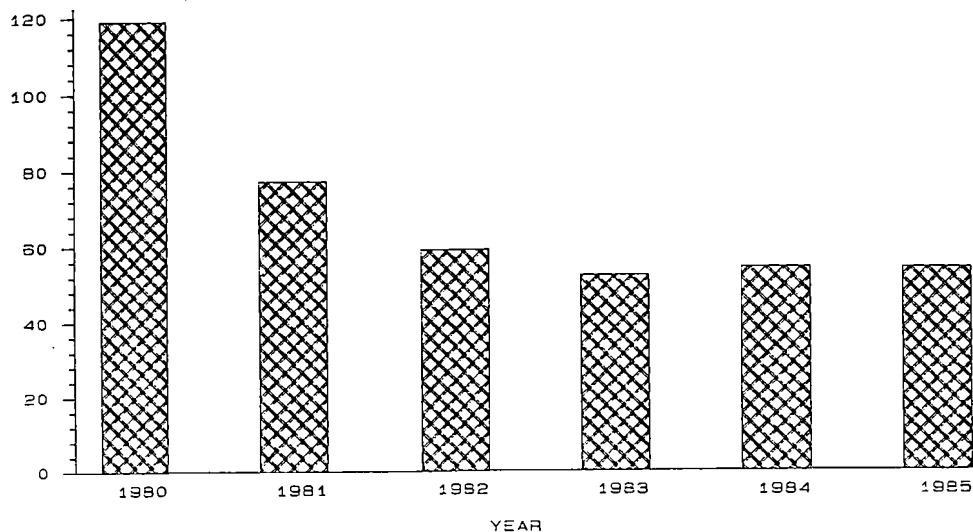
NOTE: An accident may appear in more than one column. For example, an accident that resulted in a release would also be included in the count of accidents that resulted in a hazardous materials car being damaged or destroyed.



**FIGURE 22. TOTAL NUMBER OF HAZARDOUS MATERIAL CARS DAMAGED**



**FIGURE 23. TOTAL NUMBER OF CARS RELEASING HAZARDOUS MATERIALS BY YEAR**



**FIGURE 23A. TOTAL NUMBER OF ACCIDENTS IN WHICH THERE WAS A RELEASE OF HAZARDOUS MATERIALS**

**TABLE 27. TRAIN ACCIDENTS INVOLVING HAZARDOUS MATERIALS BY CAUSE**

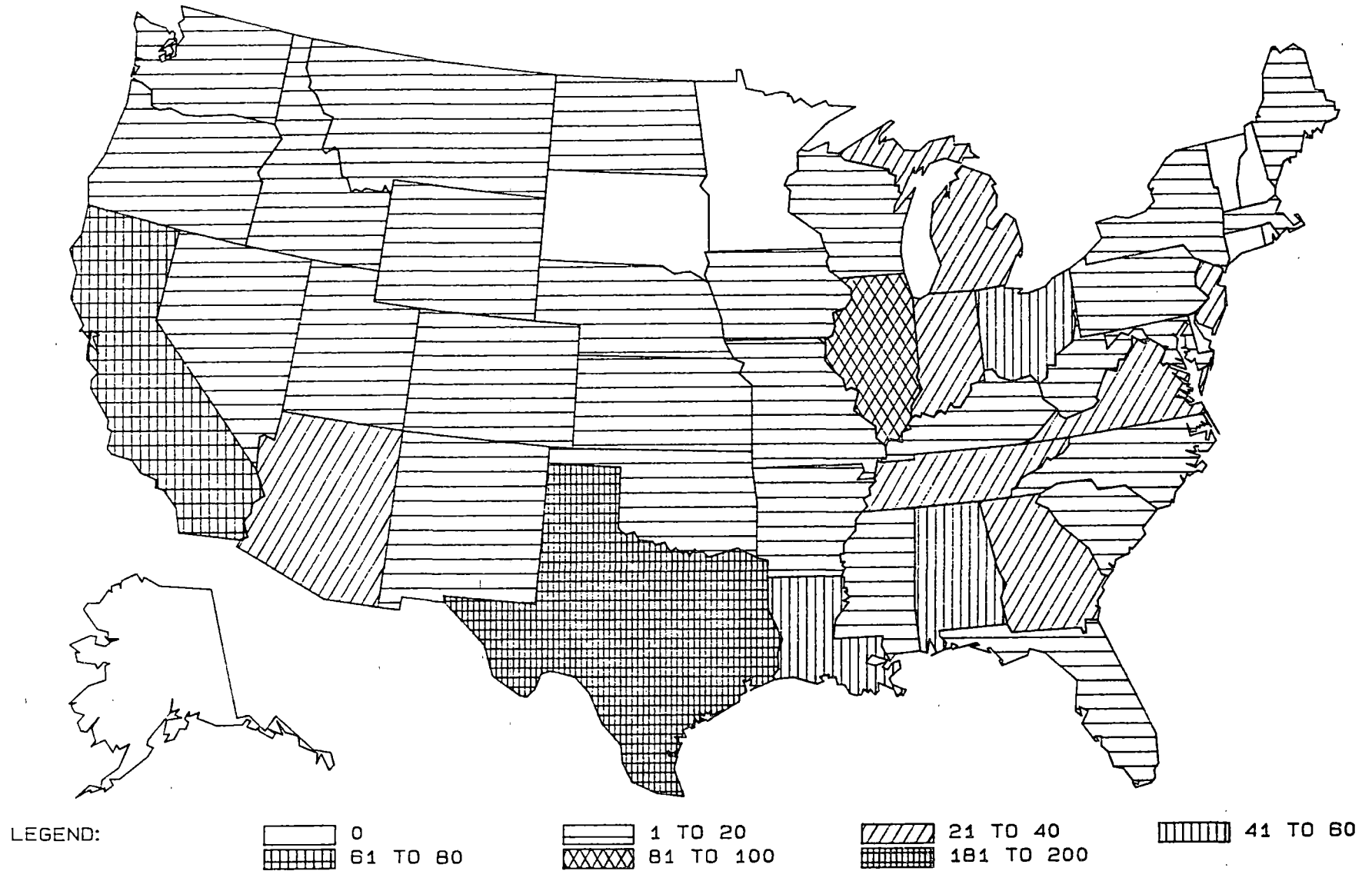
| Cause  | Consists<br>Carrying | Cars          |                      |                     |                     | People<br>Evacuated | Damage To<br>Equipment |
|--|----------------------|---------------|----------------------|---------------------|---------------------|---------------------|------------------------|
|  |                      | In<br>Consist | Containing<br>Hazmat | Damaged<br>W/Hazmat | Releasing<br>Hazmat |                     |                        |
| <b>TRACK, ROADBED AND STRUCTURES</b>               |                      |               |                      |                     |                     |                     |                        |
| Roadbed defects.....                               | 5                    | 414           | 48                   | 16                  | 1                   | 75                  | 834,667                |
| Track geometry defects.....                        | 53                   | 3,451         | 364                  | 116                 | 22                  | 4,025               | 3,507,070              |
| Rail and joint bar defects.....                    | 46                   | 3,156         | 202                  | 110                 | 8                   | 217                 | 5,076,056              |
| Frogs, switches and track appliances.....          | 46                   | 2,823         | 217                  | 83                  | 14                  | 1,000               | 1,614,972              |
| Other way and structure.....                       | 1                    | 111           | 16                   | ---                 | ---                 | ---                 | 7,800                  |
| Signal and communication failures.....             | ---                  | ---           | ---                  | ---                 | ---                 | ---                 | ---                    |
| Subtotal.....                                      | 151                  | 9,955         | 847                  | 325                 | 45                  | 5,317               | 11,040,565             |
| <b>MECHANICAL AND ELECTRICAL FAILURES</b>          |                      |               |                      |                     |                     |                     |                        |
| Brakes .....                                       | 13                   | 1,227         | 35                   | 7                   | 1                   | 2                   | 440,052                |
| Trailer or container on flat car.....              | 1                    | 59            | 2                    | ---                 | ---                 | ---                 | 14,600                 |
| Body .....   | 9                    | 607           | 48                   | 15                  | 4                   | 2,500               | 953,570                |
| Coupler and draft system.....                      | 16                   | 1,118         | 42                   | 21                  | 4                   | 10                  | 2,089,100              |
| Truck components.....                              | 24                   | 1,508         | 155                  | 20                  | 2                   | 100                 | 1,636,457              |
| Axles and journal bearings.....                    | 24                   | 1,924         | 86                   | 26                  | 3                   | ---                 | 3,537,556              |
| Wheels .....                                       | 11                   | 649           | 48                   | 16                  | 3                   | 100                 | 670,229                |
| Locomotives.....                                   | ---                  | ---           | ---                  | ---                 | ---                 | ---                 | ---                    |
| Doors .....  | ---                  | ---           | ---                  | ---                 | ---                 | ---                 | ---                    |
| General mechanical and electrical failures.....    | 1                    | 41            | 1                    | 1                   | ---                 | ---                 | 65,000                 |
| Subtotal.....                                      | 99                   | 7,133         | 417                  | 106                 | 17                  | 2,712               | 9,406,564              |
| <b>TRAIN OPERATION - HUMAN FACTORS</b>             |                      |               |                      |                     |                     |                     |                        |
| Brakes, use of.....                                | 25                   | 1,379         | 204                  | 36                  | 1                   | ---                 | 1,472,852              |
| Employee physical condition.....                   | ---                  | ---           | ---                  | ---                 | ---                 | ---                 | ---                    |
| Flagging, fixed, hand and radio signals.....       | 6                    | 675           | 11                   | 1                   | 1                   | ---                 | 2,218,775              |
| Other rules and instructions.....                  | 41                   | 2,122         | 206                  | 30                  | 1                   | ---                 | 823,703                |
| Speed .....  | 6                    | 282           | 36                   | 9                   | 1                   | 500                 | 356,350                |
| Switches, use of.....                              | 10                   | 507           | 62                   | 8                   | ---                 | ---                 | 169,655                |
| Miscellaneous.....                                 | 36                   | 3,071         | 207                  | 27                  | 6                   | 150                 | 1,771,506              |
| Subtotal.....                                      | 124                  | 8,036         | 726                  | 111                 | 10                  | 650                 | 6,812,841              |
| <b>MISCELLANEOUS FACTORS</b>                       |                      |               |                      |                     |                     |                     |                        |
| Collision with highway user at crossing site.....  | 16                   | 1,355         | 128                  | 20                  | 6                   | 2,000               | 2,962,195              |
| Emergency brake application to avoid accident..... | ---                  | ---           | ---                  | ---                 | ---                 | ---                 | ---                    |
| Vandalism.....                                     | 7                    | 460           | 25                   | 7                   | ---                 | ---                 | 143,828                |
| Interference with rr operation, not vandals.....   | 1                    | 113           | 2                    | ---                 | ---                 | ---                 | 34,000                 |
| Load shifted.....                                  | 3                    | 243           | 23                   | 21                  | 21                  | 250                 | 714,500                |
| Load fell from car.....                            | 2                    | 80            | 12                   | 1                   | ---                 | ---                 | 4,738                  |
| Overloaded car.....                                | ---                  | ---           | ---                  | ---                 | ---                 | ---                 | ---                    |
| Improperly loaded car.....                         | 2                    | 194           | 6                    | 1                   | ---                 | ---                 | 18,400                 |
| Oversized load, misrouted.....                     | ---                  | ---           | ---                  | ---                 | ---                 | ---                 | ---                    |
| Object on or fouling track.....                    | 3                    | 218           | 38                   | 14                  | 8                   | 200                 | 788,785                |
| Equipment on or fouling track.....                 | 2                    | 25            | 7                    | 5                   | ---                 | ---                 | 21,050                 |
| Trail/container tiedown eq Impr applied.....       | ---                  | ---           | ---                  | ---                 | ---                 | ---                 | ---                    |
| Overload/improper loaded container etc.....        | ---                  | ---           | ---                  | ---                 | ---                 | ---                 | ---                    |
| Interaction of lateral/vertical forces.....        | 11                   | 795           | 40                   | 17                  | 1                   | ---                 | 410,400                |
| Failure to control car spd with hand brk.....      | ---                  | ---           | ---                  | ---                 | ---                 | ---                 | ---                    |
| Snow, ice, or mud on track.....                    | 1                    | 60            | 4                    | ---                 | ---                 | ---                 | 24,000                 |
| Other acts of God.....                             | ---                  | ---           | ---                  | ---                 | ---                 | ---                 | ---                    |
| Fire, not due to vandalism.....                    | 1                    | 95            | 1                    | ---                 | ---                 | ---                 | 6,000                  |
| Hump retarder failed to slow car.....              | 3                    | 42            | 3                    | 3                   | ---                 | ---                 | 50,900                 |
| Switch fouled by lading chains, etc.....           | ---                  | ---           | ---                  | ---                 | ---                 | ---                 | ---                    |
| Other causes.....                                  | 5                    | 558           | 31                   | 16                  | 1                   | 750                 | 1,193,450              |
| Subtotal.....                                      | 57                   | 4,238         | 320                  | 105                 | 37                  | 3,200               | 6,372,246              |
| <b>GRAND TOTAL.....</b>                            | <b>431</b>           | <b>29,362</b> | <b>2,310</b>         | <b>647</b>          | <b>109</b>          | <b>11,879</b>       | <b>33,632,216</b>      |

**TABLE 28. TRAIN ACCIDENTS INVOLVING HAZARDOUS MATERIALS BY STATE**

| State             | Consists Carrying | Cars.....  |                   |                  |                  | People Evacuated | Damage To Equipment |
|-------------------|-------------------|------------|-------------------|------------------|------------------|------------------|---------------------|
|                   |                   | In Consist | Containing Hazmat | Damaged W/Hazmat | Releasing Hazmat |                  |                     |
| Alabama.....      | 10                | 1,037      | 44                | 17               | ---              | 520              | 1,263,570           |
| Alaska.....       | 1                 | 48         | 4                 | 3                | 1                | ---              | 105,432             |
| Arizona.....      | 19                | 1,474      | 116               | 59               | 3                | 150              | 2,922,650           |
| Arkansas.....     | 7                 | 505        | 51                | 22               | 9                | 4,000            | 1,762,990           |
| California.....   | 16                | 1,037      | 99                | 16               | 3                | 2                | 1,530,356           |
| Colorado.....     | 4                 | 199        | 19                | 5                | ---              | ---              | 313,072             |
| Connecticut.....  | 1                 | 74         | 5                 | 5                | 1                | ---              | 2,600               |
| Delaware.....     | 1                 | 6          | 4                 | 4                | ---              | ---              | 8,800               |
| Dist of Columbia. | ---               | ---        | ---               | ---              | ---              | ---              | ---                 |
| Florida.....      | 8                 | 619        | 71                | 26               | 2                | 400              | 1,263,486           |
| Georgia.....      | 10                | 1,011      | 34                | 7                | 1                | ---              | 3,174,845           |
| Idaho.....        | 1                 | 150        | 5                 | 1                | ---              | ---              | 127,614             |
| Illinois.....     | 28                | 1,537      | 86                | 22               | 2                | 250              | 1,609,943           |
| Indiana.....      | 21                | 1,665      | 76                | 19               | 2                | 100              | 1,457,660           |
| Iowa.....         | 6                 | 266        | 15                | 11               | ---              | ---              | 111,300             |
| Kansas.....       | 7                 | 380        | 52                | 24               | 1                | 7                | 476,394             |
| Kentucky.....     | 7                 | 658        | 24                | 10               | 1                | 175              | 765,372             |
| Louisiana.....    | 29                | 1,554      | 174               | 45               | 3                | 125              | 1,010,090           |
| Maine.....        | 2                 | 55         | 9                 | 4                | 1                | ---              | 31,500              |
| Maryland.....     | 6                 | 450        | 15                | 4                | ---              | ---              | 31,400              |
| Massachusetts.... | 5                 | 188        | 24                | 7                | 3                | 2,500            | 241,900             |
| Michigan.....     | 10                | 524        | 117               | 20               | ---              | ---              | 509,975             |
| Minnesota.....    | 14                | 705        | 68                | 15               | ---              | ---              | 284,530             |
| Mississippi.....  | 10                | 583        | 84                | 13               | 2                | ---              | 141,375             |
| Missouri.....     | 10                | 702        | 134               | 27               | 4                | 75               | 716,059             |
| Montana.....      | 5                 | 381        | 55                | 11               | 2                | ---              | 1,381,900           |
| Nebraska.....     | 4                 | 395        | 12                | 9                | 4                | ---              | 536,544             |
| Nevada.....       | ---               | ---        | ---               | ---              | ---              | ---              | ---                 |
| New Hampshire.... | 2                 | 55         | 3                 | 2                | ---              | ---              | 45,000              |
| New Jersey.....   | 6                 | 367        | 14                | 8                | 1                | ---              | 150,450             |
| New Mexico.....   | 4                 | 301        | 7                 | 3                | 1                | ---              | 469,100             |
| New York.....     | 12                | 1,148      | 52                | 12               | 8                | 300              | 527,900             |
| North Carolina... | 5                 | 445        | 11                | 2                | ---              | ---              | 180,282             |
| North Dakota..... | 2                 | 129        | 2                 | 1                | 1                | ---              | 748,445             |
| Ohio.....         | 11                | 905        | 46                | 10               | ---              | ---              | 124,478             |
| Oklahoma.....     | 9                 | 708        | 36                | 7                | 1                | ---              | 549,985             |
| Oregon.....       | 2                 | 161        | 2                 | 1                | ---              | ---              | 16,600              |
| Pennsylvania....  | 11                | 502        | 75                | 11               | 2                | 300              | 250,341             |
| Rhode Island....  | ---               | ---        | ---               | ---              | ---              | ---              | ---                 |
| South Carolina... | 9                 | 964        | 45                | 13               | 8                | 200              | 2,142,185           |
| South Dakota....  | ---               | ---        | ---               | ---              | ---              | ---              | ---                 |
| Tennessee.....    | 7                 | 491        | 35                | 9                | ---              | 15               | 347,150             |
| Texas.....        | 79                | 5,128      | 480               | 129              | 36               | 2,760            | 4,903,464           |
| Utah.....         | ---               | ---        | ---               | ---              | ---              | ---              | ---                 |
| Vermont.....      | 3                 | 57         | 6                 | 3                | ---              | ---              | 54,000              |
| Virginia.....     | 6                 | 429        | 58                | 11               | 2                | ---              | 58,150              |
| Washington.....   | 3                 | 84         | 5                 | 5                | 1                | ---              | 94,100              |
| West Virginia...  | 2                 | 136        | 6                 | ---              | ---              | ---              | 62,700              |
| Wisconsin.....    | 10                | 759        | 20                | 7                | 2                | ---              | 867,163             |
| Wyoming.....      | 6                 | 390        | 10                | 7                | 1                | ---              | 259,366             |
| Unknown.....      | ---               | ---        | ---               | ---              | ---              | ---              | ---                 |
| TOTAL.....        | 431               | 29,362     | 2,310             | 647              | 109              | 11,879           | 33,632,216          |

**TABLE 29. TRAIN ACCIDENTS INVOLVING HAZARDOUS MATERIALS BY RAILROAD**

| Railroad   | Consists Carrying | Cars       |                   |                  | Releasing Hazmat | People Evacuated | Damage To Equipment |
|--|-------------------|------------|-------------------|------------------|------------------|------------------|---------------------|
|  |                   | In Consist | Containing Hazmat | Damaged W/Hazmat |                  |                  |                     |
| <b>CLASS I RAILROADS</b>                             |                   |            |                   |                  |                  |                  |                     |
| Alabama Great Southern Railroad Co.....              | ---               | ---        | ---               | ---              | ---              | ---              | ---                 |
| Amtrak (National RR Passenger Corp).....             | 2                 | 227        | 5                 | 1                | ---              | ---              | 2,500               |
| Atchison, Topeka And Santa Fe Rwy Co.....            | 30                | 1,930      | 167               | 41               | 5                | 152              | 2,278,994           |
| Boston And Maine Corporation.....                    | 10                | 625        | 40                | 14               | 6                | 2,800            | 426,500             |
| Burlington Northern Incorporated.....                | 27                | 1,913      | 93                | 34               | 12               | ---              | 3,135,704           |
| Central Of Georgia Railroad Company.....             | 1                 | 41         | 4                 | ---              | ---              | ---              | 232,000             |
| Chessee System Railroads.....                        | 22                | 1,480      | 112               | 56               | 6                | ---              | 1,482,000           |
| Chicago And North Western.....                       | 5                 | 245        | 13                | 9                | 2                | ---              | 481,164             |
| Chicago, Milw, St. Paul And Pacific.....             | 14                | 830        | 29                | 20               | ---              | ---              | 1,030,532           |
| Cincinnati, New Orleans And TX Pac Co.....           | ---               | ---        | ---               | ---              | ---              | ---              | ---                 |
| Consolidated Rail Corporation.....                   | 19                | 1,073      | 70                | 23               | 4                | 300              | 613,575             |
| Delaware And Hudson Railway.....                     | 8                 | 707        | 31                | ---              | ---              | ---              | 297,553             |
| Denver And Rio Grande Western RR Co.....             | 1                 | 54         | 1                 | ---              | ---              | ---              | 286,072             |
| Elgin, Joliet And Eastern Railway Co.....            | 6                 | 459        | 10                | 3                | ---              | ---              | 129,850             |
| Florida East Coast Railway Co.....                   | 1                 | 50         | 9                 | 4                | ---              | ---              | 10,815              |
| Grand Trunk Western Railroad Co.....                 | 5                 | 288        | 47                | 7                | ---              | ---              | 363,800             |
| Illinois Central Gulf Railroad Co.....               | 19                | 1,182      | 147               | 22               | 3                | ---              | 439,450             |
| Kansas City Southern Railway Co.....                 | 4                 | 251        | 39                | 21               | 2                | 75               | 506,179             |
| Louisiana And Arkansas Rwy Company.....              | 5                 | 216        | 14                | 5                | 1                | ---              | 157,940             |
| Missouri Pacific Railroad Co.....                    | 57                | 3,733      | 502               | 101              | 12               | 2,507            | 3,055,227           |
| Missouri-Kansas-Texas Railroad Co.....               | 2                 | 17         | 2                 | 2                | ---              | ---              | 6,200               |
| Norfolk And Western Railway Co.....                  | 23                | 1,752      | 89                | 8                | 2                | 350              | 553,453             |
| Seaboard System Railroad.....                        | 51                | 4,911      | 258               | 75               | 12               | 1,310            | 8,563,828           |
| Soo Line Railroad Company.....                       | 13                | 747        | 65                | 3                | ---              | ---              | 647,605             |
| Southern Pacific Transportation Co.....              | 57                | 3,934      | 320               | 133              | 27               | 385              | 5,395,997           |
| Southern Railway Company.....                        | 1                 | 6          | 4                 | 4                | ---              | ---              | 5,000               |
| St. Louis Southwestern Railway Co.....               | 6                 | 453        | 35                | 20               | 10               | 4,000            | 1,618,800           |
| Union Pacific Railroad Co.....                       | 7                 | 512        | 17                | 11               | 1                | ---              | 616,364             |
| Total Class I Railroads.....                         | 396               | 27,636     | 2,123             | 617              | 105              | 11,879           | 32,337,102          |
| <b>CLASS II RAILROADS</b>                            |                   |            |                   |                  |                  |                  |                     |
| Bangor And Aroostook Railroad Co.....                | ---               | ---        | ---               | ---              | ---              | ---              | ---                 |
| Bessemer And Lake Erie Railroad Co.....              | ---               | ---        | ---               | ---              | ---              | ---              | ---                 |
| Canadian Pacific Lines In Maine.....                 | ---               | ---        | ---               | ---              | ---              | ---              | ---                 |
| Carolina And Northwestern Rwy Company.....           | ---               | ---        | ---               | ---              | ---              | ---              | ---                 |
| Central Vermont Railway Inc.....                     | 2                 | 26         | 5                 | 2                | ---              | ---              | 45,000              |
| Chicago And Illinois Midland Rwy Co.....             | ---               | ---        | ---               | ---              | ---              | ---              | ---                 |
| Chicago South Shore And South Bend RR.....           | ---               | ---        | ---               | ---              | ---              | ---              | ---                 |
| Duluth, Missabe And Iron Range Rwy Co.....           | 1                 | 5          | 2                 | ---              | ---              | ---              | 5,219               |
| Duluth, Winnipeg And Pacific Rwy Co.....             | 1                 | 108        | 1                 | 1                | ---              | ---              | 56,800              |
| Georgia Southern And Florida Railway.....            | ---               | ---        | ---               | ---              | ---              | ---              | ---                 |
| Green Bay And Western Railroad.....                  | 1                 | 41         | 1                 | 1                | ---              | ---              | 250,000             |
| Maine Central Railroad Company.....                  | 2                 | 55         | 9                 | 4                | 1                | ---              | 31,500              |
| Michigan Interstate Railroad.....                    | ---               | ---        | ---               | ---              | ---              | ---              | ---                 |
| Monogahela Railway.....                              | ---               | ---        | ---               | ---              | ---              | ---              | ---                 |
| Northwestern Pacific Railroad.....                   | ---               | ---        | ---               | ---              | ---              | ---              | ---                 |
| Oklahoma, Kansas Texas Railroad.....                 | ---               | ---        | ---               | ---              | ---              | ---              | ---                 |
| Pittsburg And Lake Erie Railroad Co.....             | ---               | ---        | ---               | ---              | ---              | ---              | ---                 |
| Richmond, Frederickburg And Potomac.....             | 1                 | 55         | 5                 | ---              | ---              | ---              | 4,000               |
| Spokane International Railroad.....                  | ---               | ---        | ---               | ---              | ---              | ---              | ---                 |
| Texas And Northern Railway Company.....              | ---               | ---        | ---               | ---              | ---              | ---              | ---                 |
| Texas, Mexican Railway Company.....                  | 1                 | 118        | 5                 | ---              | ---              | ---              | 288,932             |
| Total Class II Railroads.....                        | 9                 | 408        | 28                | 8                | 1                | ---              | 681,451             |
| <b>RECAPITULATION (INCLUDES CLASS III RAILROADS)</b> |                   |            |                   |                  |                  |                  |                     |
| Class I Railroads.....                               | 396               | 27,636     | 2,123             | 617              | 105              | 11,879           | 32,337,102          |
| Class II Railroads.....                              | 9                 | 408        | 28                | 8                | 1                | ---              | 681,451             |
| Class III Railroads.....                             | 26                | 1,318      | 159               | 22               | 3                | ---              | 613,663             |
| Total All Railroads.....                             | 431               | 29,362     | 2,310             | 647              | 109              | 11,879           | 33,632,216          |

**Note:**

Any unintentional release of hazardous material that occurred in connection with its transport by rail is reportable to the Materials Transportation Bureau. This includes packaging failures to inner containers, such as steel drums, boxes, cylinders, etc., where the material did not escape from the railroad car.

**FIGURE 24. ALL HAZARDOUS MATERIAL RELEASES, MATERIALS TRANSPORTATION BUREAU**

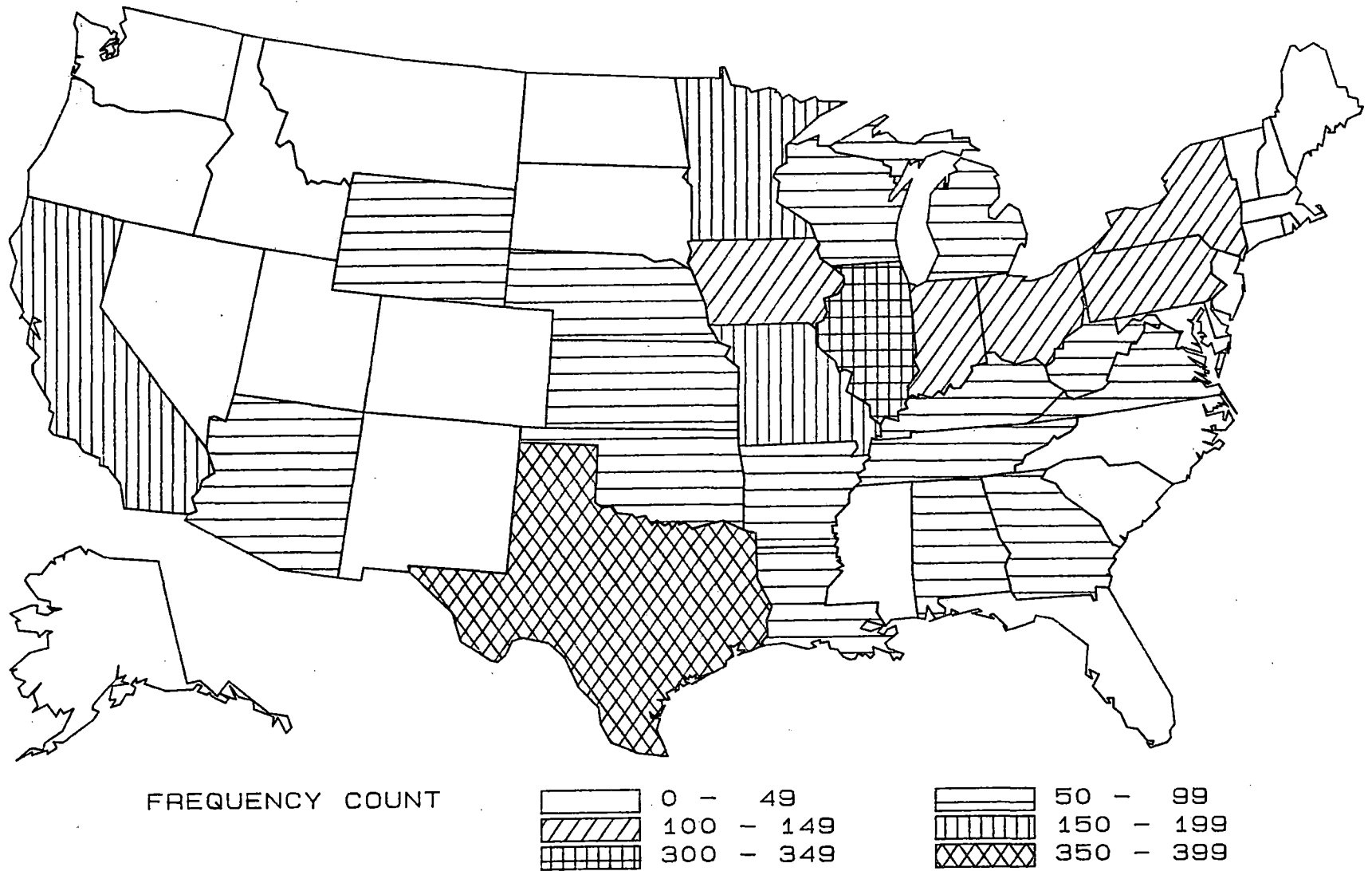
**TABLE 30. TRAIN ACCIDENTS BY STATE AND TYPE**

| State             | ...Collisions... |            | ...Derailments... |             | .....Other..... |            | ..Rail-Hwy X-ing.. |           | .....Total..... |             |
|-------------------|------------------|------------|-------------------|-------------|-----------------|------------|--------------------|-----------|-----------------|-------------|
|                   | Number           | Damage     | Number            | Damage      | Number          | Damage     | Number             | Damage    | Number          | Damage      |
| Alabama.....      | 5                | 82,079     | 45                | 3,645,616   | 6               | 117,770    | 5                  | 84,850    | 61              | 3,930,315   |
| Alaska.....       | 1                | 9,480      | 9                 | 849,115     | 3               | 147,376    | ---                | ---       | 13              | 1,005,971   |
| Arizona.....      | 3                | 145,228    | 42                | 5,121,260   | 6               | 95,100     | 2                  | 1,216,200 | 53              | 6,577,788   |
| Arkansas.....     | 2                | 43,031     | 58                | 4,204,341   | 3               | 26,950     | 3                  | 55,370    | 66              | 4,329,692   |
| California.....   | 7                | 146,781    | 148               | 6,962,651   | 24              | 374,587    | 11                 | 151,988   | 190             | 7,636,007   |
| Colorado.....     | 4                | 2,332,946  | 23                | 4,243,659   | 4               | 185,177    | 5                  | 595,501   | 36              | 7,357,283   |
| Connecticut.....  | 1                | 8,500      | 10                | 429,618     | 8               | 182,701    | 4                  | 46,887    | 23              | 667,706     |
| Delaware.....     | ---              | ---        | 1                 | 8,800       | 1               | 17,000     | ---                | ---       | 2               | 25,800      |
| Dist of Columbia. | ---              | ---        | 2                 | 20,700      | ---             | ---        | ---                | ---       | 2               | 20,700      |
| Florida.....      | 8                | 72,917     | 32                | 3,658,430   | 3               | 43,820     | 4                  | 60,825    | 47              | 3,835,992   |
| Georgia.....      | 18               | 3,512,869  | 46                | 2,367,804   | 8               | 168,465    | 7                  | 550,952   | 79              | 6,600,090   |
| Idaho.....        | 3                | 264,952    | 13                | 1,757,012   | 1               | 50,541     | ---                | ---       | 17              | 2,072,505   |
| Illinois.....     | 40               | 1,402,750  | 197               | 7,145,753   | 58              | 969,685    | 6                  | 354,203   | 301             | 9,872,391   |
| Indiana.....      | 15               | 2,631,918  | 86                | 4,460,991   | 15              | 193,530    | 13                 | 391,786   | 129             | 7,678,225   |
| Iowa.....         | 9                | 715,684    | 86                | 3,126,971   | 9               | 106,676    | 3                  | 28,825    | 107             | 3,978,156   |
| Kansas.....       | 16               | 1,337,112  | 69                | 6,291,118   | 10              | 282,614    | 3                  | 258,930   | 98              | 8,169,774   |
| Kentucky.....     | 7                | 383,557    | 48                | 3,569,873   | 4               | 47,300     | 2                  | 49,800    | 61              | 4,050,530   |
| Louisiana.....    | 14               | 300,691    | 61                | 2,860,753   | 12              | 316,803    | 5                  | 115,300   | 92              | 3,593,547   |
| Maine.....        | 3                | 36,105     | 14                | 371,900     | 1               | 100,000    | 1                  | 73,000    | 19              | 581,005     |
| Maryland.....     | 8                | 145,450    | 34                | 2,508,308   | 4               | 63,050     | ---                | ---       | 46              | 2,716,808   |
| Massachusetts.... | 1                | 30,600     | 25                | 911,452     | 12              | 679,991    | ---                | ---       | 38              | 1,622,043   |
| Michigan.....     | 10               | 387,034    | 51                | 1,423,818   | 13              | 146,569    | 5                  | 263,125   | 79              | 2,220,546   |
| Minnesota.....    | 10               | 286,924    | 115               | 2,806,977   | 19              | 488,217    | 6                  | 183,411   | 150             | 3,765,529   |
| Mississippi.....  | 4                | 128,870    | 29                | 829,000     | 3               | 110,920    | 1                  | 14,550    | 37              | 1,083,340   |
| Missouri.....     | 25               | 742,225    | 120               | 4,731,212   | 13              | 221,190    | 4                  | 163,400   | 162             | 5,858,027   |
| Montana.....      | 4                | 269,750    | 30                | 4,613,377   | 8               | 234,100    | 1                  | 5,250     | 43              | 5,122,477   |
| Nebraska.....     | 7                | 727,041    | 60                | 7,160,687   | 14              | 207,400    | 3                  | 47,346    | 84              | 8,142,474   |
| Nevada.....       | 2                | 385,000    | 8                 | 1,243,172   | 1               | 60,000     | 1                  | 10,000    | 12              | 1,698,172   |
| New Hampshire.... | ---              | ---        | 8                 | 200,500     | ---             | ---        | ---                | ---       | 8               | 200,500     |
| New Jersey.....   | 5                | 489,750    | 21                | 562,514     | 8               | 449,822    | 3                  | 48,000    | 37              | 1,550,086   |
| New Mexico.....   | 2                | 695,376    | 15                | 932,110     | 5               | 64,120     | 1                  | 10,800    | 23              | 1,702,406   |
| New York.....     | 9                | 175,167    | 74                | 3,415,736   | 16              | 1,412,551  | 3                  | 122,209   | 102             | 5,125,663   |
| North Carolina... | 2                | 55,410     | 20                | 1,536,963   | 2               | 25,525     | 3                  | 28,160    | 27              | 1,646,058   |
| North Dakota....  | 2                | 83,500     | 37                | 3,265,453   | 2               | 55,785     | 1                  | 119,890   | 42              | 3,524,628   |
| Ohio.....         | 21               | 415,875    | 93                | 3,896,197   | 17              | 212,875    | 10                 | 750,551   | 141             | 5,275,498   |
| Oklahoma.....     | 2                | 42,790     | 54                | 3,939,554   | 3               | 46,400     | 5                  | 642,631   | 64              | 4,671,375   |
| Oregon.....       | 5                | 172,786    | 37                | 2,436,134   | 3               | 903,786    | 1                  | 6,000     | 46              | 3,518,706   |
| Pennsylvania....  | 11               | 1,048,335  | 75                | 3,425,474   | 10              | 255,842    | 4                  | 76,904    | 100             | 4,806,555   |
| Rhode Island....  | ---              | ---        | 1                 | 5,703       | ---             | ---        | ---                | ---       | 1               | 5,703       |
| South Carolina... | 4                | 299,796    | 9                 | 2,255,135   | 3               | 59,300     | 7                  | 142,360   | 23              | 2,756,591   |
| South Dakota....  | ---              | ---        | 14                | 516,640     | 1               | 6,000      | ---                | ---       | 15              | 522,640     |
| Tennessee.....    | 9                | 182,785    | 40                | 1,249,123   | 4               | 59,555     | 2                  | 14,950    | 55              | 1,506,413   |
| Texas.....        | 41               | 1,184,895  | 282               | 14,081,970  | 32              | 1,407,395  | 13                 | 1,696,420 | 368             | 18,370,680  |
| Utah.....         | 2                | 91,018     | 15                | 2,562,281   | 1               | 10,500     | 1                  | 10,000    | 19              | 2,673,799   |
| Vermont.....      | 2                | 23,814     | 5                 | 323,265     | 1               | 23,000     | ---                | ---       | 8               | 370,079     |
| Virginia.....     | 6                | 108,843    | 40                | 1,692,082   | 7               | 104,286    | ---                | ---       | 53              | 1,905,211   |
| Washington.....   | 3                | 34,310     | 24                | 2,712,716   | 7               | 170,431    | 1                  | 10,896    | 35              | 2,928,353   |
| West Virginia.... | 5                | 79,570     | 57                | 3,174,008   | 7               | 264,013    | 2                  | 67,100    | 71              | 3,584,691   |
| Wisconsin.....    | 6                | 51,415     | 73                | 2,365,720   | 10              | 207,854    | 2                  | 16,502    | 91              | 2,641,491   |
| Wyoming.....      | 2                | 20,280     | 39                | 3,761,255   | 12              | 502,368    | 1                  | 233,900   | 54              | 4,517,803   |
| Unknown.....      | ---              | ---        | ---               | ---         | ---             | ---        | ---                | ---       | ---             | ---         |
| TOTAL.....        | 366              | 21,785,209 | 2,495             | 145,634,901 | 414             | 11,878,940 | 155                | 8,718,772 | 3,430           | 188,017,822 |

**TABLE 31. TRAIN ACCIDENTS BY STATE AND CAUSE**

| State             | .....Track..... |            | ....Equipment..... |            | ..Human Factors... |            | ..Miscellaneous... |            | .....Total..... |             |
|-------------------|-----------------|------------|--------------------|------------|--------------------|------------|--------------------|------------|-----------------|-------------|
|                   | Number          | Damage     | Number             | Damage     | Number             | Damage     | Number             | Damage     | Number          | Damage      |
| Alabama.....      | 23              | 889,526    | 13                 | 466,720    | 15                 | 445,499    | 10                 | 2,128,570  | 61              | 3,930,315   |
| Alaska.....       | 3               | 58,347     | 1                  | 592,715    | 5                  | 220,182    | 4                  | 134,727    | 13              | 1,005,971   |
| Arizona.....      | 25              | 2,573,706  | 9                  | 1,202,458  | 14                 | 1,493,145  | 5                  | 1,308,479  | 53              | 6,577,788   |
| Arkansas.....     | 38              | 3,602,839  | 7                  | 171,475    | 15                 | 483,568    | 6                  | 71,810     | 66              | 4,329,692   |
| California.....   | 77              | 1,721,301  | 34                 | 3,003,225  | 29                 | 970,918    | 50                 | 1,940,563  | 190             | 7,636,007   |
| Colorado.....     | 12              | 1,416,636  | 4                  | 1,078,328  | 9                  | 2,433,293  | 11                 | 2,429,026  | 36              | 7,357,283   |
| Connecticut.....  | 10              | 194,886    | 4                  | 320,833    | 4                  | 91,300     | 5                  | 60,687     | 23              | 667,706     |
| Delaware.....     | 1               | 8,800      | ---                | ---        | ---                | ---        | 1                  | 17,000     | 2               | 25,800      |
| Dist of Columbia. | 1               | 15,400     | ---                | ---        | 1                  | 5,300      | ---                | ---        | 2               | 20,700      |
| Florida.....      | 11              | 1,322,633  | 7                  | 1,768,942  | 19                 | 600,622    | 10                 | 143,795    | 47              | 3,835,992   |
| Georgia.....      | 11              | 280,843    | 17                 | 1,756,675  | 40                 | 3,895,974  | 11                 | 666,598    | 79              | 6,600,090   |
| Idaho.....        | 3               | 563,901    | 5                  | 992,216    | 7                  | 455,771    | 2                  | 60,617     | 17              | 2,072,505   |
| Illinois.....     | 103             | 2,077,402  | 30                 | 3,411,928  | 129                | 2,834,485  | 39                 | 1,548,576  | 301             | 9,872,391   |
| Indiana.....      | 31              | 869,777    | 16                 | 2,187,247  | 48                 | 3,791,809  | 34                 | 829,392    | 129             | 7,678,225   |
| Iowa.....         | 49              | 1,295,584  | 16                 | 730,170    | 27                 | 1,227,796  | 15                 | 724,606    | 107             | 3,978,156   |
| Kansas.....       | 37              | 4,290,396  | 17                 | 1,469,503  | 31                 | 1,838,553  | 13                 | 571,322    | 98              | 8,169,774   |
| Kentucky.....     | 21              | 2,470,023  | 12                 | 759,557    | 16                 | 519,375    | 12                 | 301,575    | 61              | 4,050,530   |
| Louisiana.....    | 46              | 2,235,167  | 8                  | 285,503    | 27                 | 662,877    | 11                 | 410,000    | 92              | 3,593,547   |
| Maine.....        | 5               | 131,284    | 6                  | 171,651    | 4                  | 63,155     | 4                  | 214,915    | 19              | 581,005     |
| Maryland.....     | 17              | 1,247,495  | 9                  | 117,963    | 13                 | 421,200    | 7                  | 930,150    | 46              | 2,716,808   |
| Massachusetts.... | 10              | 147,110    | 10                 | 829,000    | 5                  | 109,000    | 13                 | 536,933    | 38              | 1,622,043   |
| Michigan.....     | 22              | 509,232    | 17                 | 643,856    | 25                 | 516,346    | 15                 | 551,112    | 79              | 2,220,546   |
| Minnesota.....    | 59              | 1,464,402  | 18                 | 501,555    | 49                 | 1,196,696  | 24                 | 602,876    | 150             | 3,765,529   |
| Mississippi.....  | 20              | 489,725    | 3                  | 111,100    | 11                 | 331,465    | 3                  | 151,050    | 37              | 1,083,340   |
| Missouri.....     | 79              | 2,783,608  | 19                 | 1,065,422  | 45                 | 1,541,113  | 19                 | 467,884    | 162             | 5,858,027   |
| Montana.....      | 11              | 2,247,541  | 8                  | 1,517,405  | 13                 | 863,201    | 11                 | 494,330    | 43              | 5,122,477   |
| Nebraska.....     | 26              | 2,946,913  | 17                 | 2,873,941  | 28                 | 1,893,213  | 13                 | 428,407    | 84              | 8,142,474   |
| Nevada.....       | 1               | 229,100    | 6                  | 1,005,572  | 3                  | 445,000    | 2                  | 18,500     | 12              | 1,698,172   |
| New Hampshire.... | 5               | 69,500     | ---                | ---        | ---                | ---        | 3                  | 131,000    | 8               | 200,500     |
| New Jersey.....   | 11              | 149,434    | 6                  | 82,950     | 11                 | 475,922    | 9                  | 841,780    | 37              | 1,550,086   |
| New Mexico.....   | 7               | 265,800    | 5                  | 600,660    | 6                  | 782,711    | 5                  | 53,235     | 23              | 1,702,406   |
| New York.....     | 42              | 1,482,609  | 18                 | 831,540    | 25                 | 1,331,258  | 17                 | 1,480,256  | 102             | 5,125,663   |
| North Carolina... | 8               | 654,706    | 5                  | 265,016    | 10                 | 267,076    | 4                  | 459,260    | 27              | 1,646,058   |
| North Dakota..... | 25              | 2,336,781  | 9                  | 881,547    | 3                  | 48,100     | 5                  | 258,200    | 42              | 3,524,628   |
| Ohio.....         | 41              | 783,376    | 28                 | 2,169,289  | 43                 | 692,341    | 29                 | 1,630,492  | 141             | 5,275,498   |
| Oklahoma.....     | 32              | 2,374,283  | 12                 | 823,251    | 10                 | 665,340    | 10                 | 808,501    | 64              | 4,671,375   |
| Oregon.....       | 10              | 213,043    | 11                 | 443,335    | 14                 | 2,699,017  | 11                 | 163,311    | 46              | 3,518,706   |
| Pennsylvania....  | 30              | 546,234    | 19                 | 1,229,546  | 31                 | 2,025,254  | 20                 | 1,005,521  | 100             | 4,806,555   |
| Rhode Island..... | 1               | 5,703      | ---                | ---        | ---                | ---        | ---                | ---        | 1               | 5,703       |
| South Carolina... | 1               | 37,900     | 3                  | 985,000    | 9                  | 442,846    | 10                 | 1,290,845  | 23              | 2,756,591   |
| South Dakota..... | 12              | 375,590    | 2                  | 141,050    | 1                  | 6,000      | ---                | ---        | 15              | 522,640     |
| Tennessee.....    | 20              | 670,714    | 8                  | 433,861    | 21                 | 335,399    | 6                  | 66,439     | 55              | 1,506,413   |
| Texas.....        | 166             | 6,420,164  | 59                 | 2,745,551  | 97                 | 4,482,186  | 46                 | 4,722,779  | 368             | 18,370,680  |
| Utah.....         | 1               | 32,000     | 6                  | 2,036,968  | 9                  | 512,563    | 3                  | 92,268     | 19              | 2,673,799   |
| Vermont.....      | 3               | 107,703    | 1                  | 11,200     | 1                  | 10,102     | 3                  | 241,074    | 8               | 370,079     |
| Virginia.....     | 17              | 476,461    | 6                  | 279,250    | 21                 | 558,546    | 9                  | 590,954    | 53              | 1,905,211   |
| Washington.....   | 12              | 439,069    | 6                  | 1,747,630  | 10                 | 570,808    | 7                  | 170,846    | 35              | 2,928,353   |
| West Virginia.... | 34              | 1,906,908  | 8                  | 613,050    | 14                 | 283,683    | 15                 | 781,050    | 71              | 3,584,691   |
| Wisconsin.....    | 40              | 1,595,527  | 16                 | 515,398    | 18                 | 131,892    | 17                 | 398,674    | 91              | 2,641,491   |
| Wyoming.....      | 10              | 692,986    | 18                 | 1,713,501  | 13                 | 894,650    | 13                 | 1,216,666  | 54              | 4,517,803   |
| Unknown.....      | ---             | ---        | ---                | ---        | ---                | ---        | ---                | ---        | ---             | ---         |
| TOTAL.....        | 1,280           | 59,720,068 | 559                | 47,584,553 | 999                | 46,566,550 | 592                | 34,146,651 | 3,430           | 188,017,822 |





**FIGURE 25. TRAIN ACCIDENTS BY STATE**

**TABLE 32. TRAIN ACCIDENTS BY STATE AND MONTH**

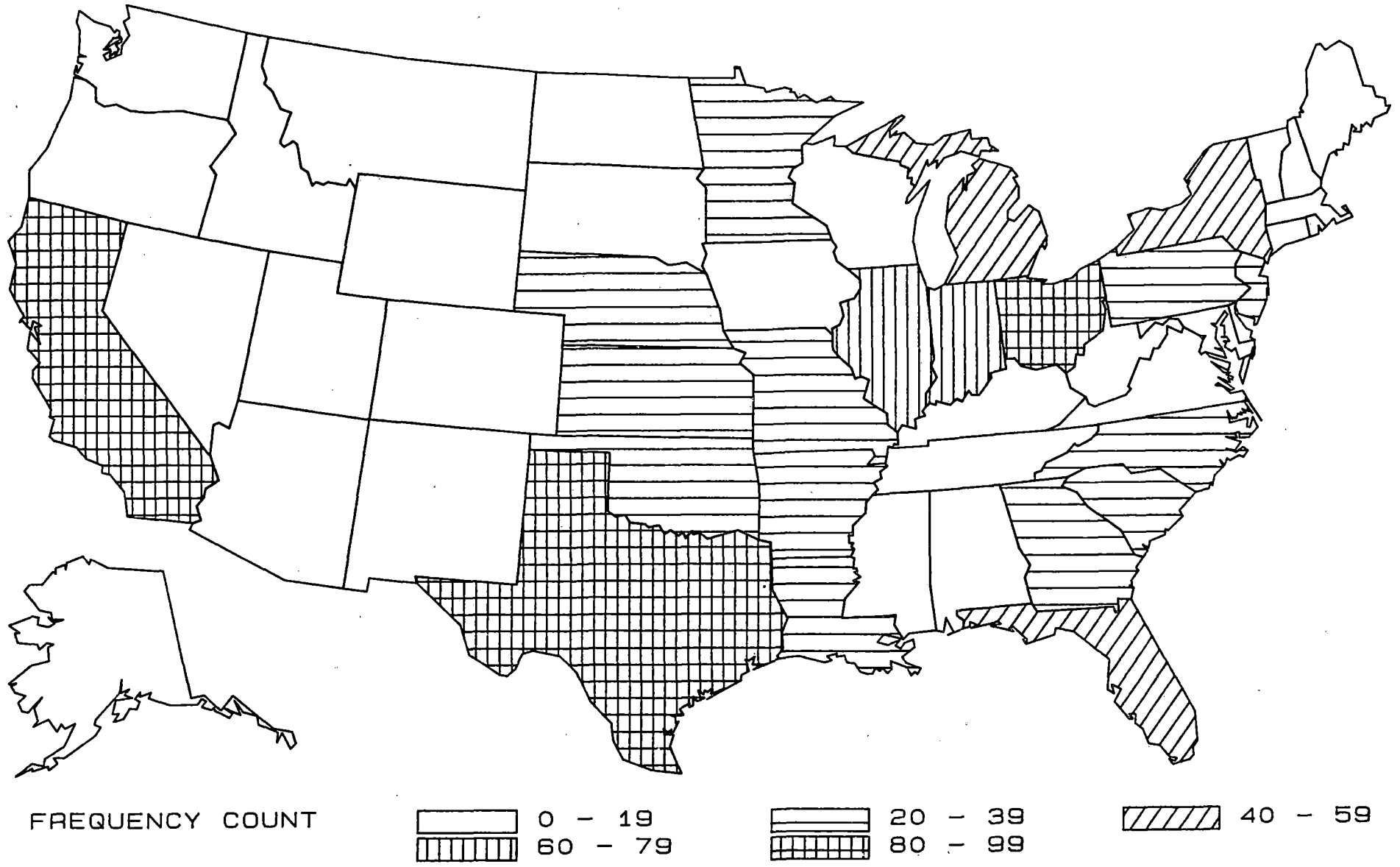
|                   | Jan | Feb | Mar | Apr | May | Jun | Jul | Aug | Sep | Oct | Nov | Dec | Total |
|-------------------|-----|-----|-----|-----|-----|-----|-----|-----|-----|-----|-----|-----|-------|
| Alabama.....      | 8   | 3   | 4   | 5   | 3   | 3   | 4   | 4   | 6   | 7   | 5   | 9   | 61    |
| Alaska.....       | 1   | --- | 2   | 2   | 1   | 1   | 1   | 2   | 1   | 1   | --- | 1   | 13    |
| Arizona.....      | 5   | 4   | 7   | 9   | 4   | 5   | 3   | 5   | 4   | 3   | 1   | 3   | 53    |
| Arkansas.....     | 7   | 7   | 5   | 3   | 7   | 6   | 4   | 4   | 4   | 6   | 8   | 5   | 66    |
| California.....   | 27  | 25  | 12  | 17  | 17  | 15  | 19  | 12  | 17  | 10  | 10  | 9   | 190   |
| Colorado.....     | 2   | 2   | 3   | 5   | 1   | 3   | 3   | 3   | 4   | 3   | 3   | 4   | 36    |
| Connecticut.....  | 3   | 2   | 2   | 1   | 3   | 3   | 4   | 5   | --- | --- | --- | --- | 23    |
| Delaware.....     | --- | --- | 1   | --- | --- | --- | --- | --- | --- | --- | --- | 1   | 2     |
| Dist of Columbia. | --- | --- | --- | 1   | --- | --- | --- | 1   | --- | --- | --- | --- | 2     |
| Florida.....      | 3   | 4   | 5   | 7   | 4   | 3   | 3   | 3   | 6   | 5   | 3   | 1   | 47    |
| Georgia.....      | 5   | 7   | 11  | 8   | 8   | 6   | 2   | 5   | 6   | 5   | 7   | 9   | 79    |
| Idaho.....        | 1   | 1   | --- | 2   | 1   | 2   | 3   | 1   | 3   | 1   | 1   | 1   | 17    |
| Illinois.....     | 33  | 28  | 39  | 27  | 21  | 19  | 17  | 25  | 20  | 26  | 31  | 15  | 301   |
| Indiana.....      | 11  | 12  | 17  | 5   | 13  | 14  | 6   | 9   | 5   | 18  | 9   | 10  | 129   |
| Iowa.....         | 8   | 11  | 11  | 11  | 10  | 6   | 13  | 11  | 6   | 7   | 6   | 7   | 107   |
| Kansas.....       | 13  | 6   | 10  | 8   | 5   | 6   | 14  | 11  | 5   | 10  | 6   | 4   | 98    |
| Kentucky.....     | 10  | 7   | 5   | 6   | 7   | 5   | 1   | 3   | 5   | 3   | 2   | 7   | 61    |
| Louisiana.....    | 15  | 9   | 7   | 10  | --- | 6   | 9   | 5   | 10  | 7   | 8   | 6   | 92    |
| Maine.....        | 3   | 1   | 1   | 3   | 1   | 1   | 2   | --- | 3   | 1   | --- | 3   | 19    |
| Maryland.....     | 4   | 2   | 1   | 3   | 2   | 9   | 2   | 3   | 7   | 5   | 6   | 2   | 46    |
| Massachusetts.... | 3   | 3   | 6   | 4   | 5   | 3   | 3   | 5   | --- | 1   | 4   | 1   | 38    |
| Michigan.....     | 4   | 7   | 7   | 8   | 5   | 6   | 7   | 5   | 5   | 7   | 7   | 11  | 79    |
| Minnesota.....    | 10  | 4   | 14  | 15  | 10  | 10  | 11  | 18  | 15  | 10  | 14  | 19  | 150   |
| Mississippi.....  | 9   | 5   | 1   | 1   | 1   | 1   | 1   | --- | 4   | 9   | 4   | 1   | 37    |
| Missouri.....     | 11  | 14  | 18  | 9   | 7   | 20  | 18  | 18  | 16  | 13  | 10  | 8   | 162   |
| Montana.....      | 5   | 2   | 5   | 4   | 3   | 2   | 4   | 1   | 4   | 4   | 4   | 5   | 43    |
| Nebraska.....     | 7   | 7   | 7   | 7   | 7   | 11  | 6   | 8   | 8   | 3   | 5   | 8   | 84    |
| Nevada.....       | --- | 1   | 3   | 1   | 2   | 1   | --- | 1   | 2   | 1   | --- | --- | 12    |
| New Hampshire.... | --- | --- | --- | --- | 2   | 3   | --- | 1   | --- | --- | 2   | --- | 8     |
| New Jersey.....   | 3   | 5   | 4   | 5   | --- | 5   | 1   | 7   | 3   | 2   | 1   | 1   | 37    |
| New Mexico.....   | 4   | 2   | 4   | 2   | 1   | --- | 3   | 4   | --- | 2   | --- | 1   | 23    |
| New York.....     | 10  | 9   | 9   | 7   | 15  | 12  | 9   | 3   | 9   | 8   | 7   | 4   | 102   |
| North Carolina... | 3   | 5   | 2   | 4   | --- | 2   | 1   | 2   | 2   | 1   | 3   | 2   | 27    |
| North Dakota..... | 7   | 2   | --- | 5   | 4   | 3   | 2   | 4   | 5   | 4   | 3   | 3   | 42    |
| Ohio.....         | 13  | 15  | 12  | 11  | 12  | 14  | 13  | 14  | 1   | 13  | 15  | 8   | 141   |
| Oklahoma.....     | 7   | 6   | 1   | 7   | 8   | 7   | 4   | 5   | 5   | 2   | 7   | 5   | 64    |
| Oregon.....       | --- | 3   | 11  | 9   | 5   | 4   | 2   | 2   | 1   | 2   | 5   | 2   | 46    |
| Pennsylvania..... | 12  | 10  | 10  | 11  | 7   | 10  | 7   | 7   | 7   | 7   | 7   | 5   | 100   |
| Rhode Island..... | --- | --- | --- | --- | --- | --- | --- | --- | --- | --- | 1   | --- | 1     |
| South Carolina... | 4   | 3   | --- | 1   | --- | 6   | 2   | --- | 1   | 4   | 1   | 1   | 23    |
| South Dakota..... | 2   | --- | 1   | 2   | 1   | 2   | 3   | 3   | 1   | --- | --- | --- | 15    |
| Tennessee.....    | 1   | 4   | 3   | 4   | 5   | 3   | 7   | 5   | 5   | 5   | 7   | 6   | 55    |
| Texas.....        | 29  | 43  | 35  | 26  | 44  | 32  | 29  | 35  | 24  | 24  | 20  | 27  | 368   |
| Utah.....         | 1   | 4   | 2   | 1   | --- | 1   | 3   | 1   | 3   | --- | 2   | 1   | 19    |
| Vermont.....      | 1   | 1   | --- | 1   | 1   | 1   | --- | 1   | 1   | --- | 1   | --- | 8     |
| Virginia.....     | 4   | 2   | 2   | 8   | 5   | 6   | 2   | 2   | 8   | 7   | 3   | 4   | 53    |
| Washington.....   | --- | 3   | 4   | 5   | --- | 2   | 3   | 2   | 4   | 5   | 2   | 5   | 35    |
| West Virginia.... | 13  | 9   | 9   | 5   | 3   | 8   | 5   | 4   | 1   | 1   | 6   | 7   | 71    |
| Wisconsin.....    | 2   | 6   | 16  | 11  | 10  | 8   | 9   | 6   | 7   | 5   | 7   | 4   | 91    |
| Wyoming.....      | 9   | 5   | 3   | 1   | 6   | 7   | 6   | 1   | --- | 5   | 7   | 4   | 54    |
| Unknown.....      | --- | --- | --- | --- | --- | --- | --- | --- | --- | --- | --- | --- | ---   |
| TOTAL.....        | 333 | 311 | 332 | 308 | 277 | 303 | 271 | 277 | 254 | 263 | 261 | 240 | 3,430 |

**TABLE 33. CASUALTIES BY STATE AND CLASS OF ACCIDENT/INCIDENT**

| State             | .....Train Accidents.... |         |         | .....Train Incidents.... |         |         | ...Nontrain Incidents... |         |         | .....Total..... |         |         |
|-------------------|--------------------------|---------|---------|--------------------------|---------|---------|--------------------------|---------|---------|-----------------|---------|---------|
|                   | Killed                   | Injured | Illness | Killed                   | Injured | Illness | Killed                   | Injured | Illness | Killed          | Injured | Illness |
| Alabama.....      | 1                        | 11      | ---     | 8                        | 175     | ---     | ---                      | 445     | 14      | 9               | 631     | 14      |
| Alaska.....       | ---                      | ---     | ---     | 1                        | 27      | ---     | ---                      | 41      | ---     | 1               | 68      | ---     |
| Arizona.....      | 1                        | 4       | ---     | 4                        | 67      | ---     | ---                      | 170     | 3       | 5               | 241     | 3       |
| Arkansas.....     | ---                      | 9       | ---     | 23                       | 167     | ---     | 1                        | 377     | ---     | 24              | 553     | ---     |
| California.....   | 11                       | 12      | ---     | 78                       | 395     | 4       | 1                        | 1,363   | 19      | 90              | 1,770   | 23      |
| Colorado.....     | 5                        | 42      | ---     | 11                       | 92      | ---     | ---                      | 249     | 1       | 16              | 383     | 1       |
| Connecticut.....  | ---                      | 1       | ---     | 9                        | 27      | 1       | 1                        | 236     | ---     | 10              | 264     | 1       |
| Delaware.....     | ---                      | ---     | ---     | ---                      | 4       | ---     | ---                      | 130     | 1       | ---             | 134     | 1       |
| Dist of Columbia. | ---                      | 1       | ---     | ---                      | 24      | ---     | ---                      | 91      | ---     | ---             | 116     | ---     |
| Florida.....      | 1                        | 5       | 9       | 52                       | 239     | ---     | 1                        | 505     | 7       | 54              | 749     | 16      |
| Georgia.....      | 3                        | 17      | ---     | 20                       | 302     | 1       | 2                        | 729     | 11      | 25              | 1,048   | 12      |
| Idaho.....        | ---                      | 67      | ---     | 2                        | 69      | 3       | ---                      | 157     | 3       | 2               | 293     | 6       |
| Illinois.....     | 1                        | 20      | ---     | 61                       | 439     | 3       | 5                        | 1,958   | 13      | 67              | 2,417   | 16      |
| Indiana.....      | 5                        | 109     | ---     | 58                       | 298     | 5       | ---                      | 816     | 10      | 63              | 1,223   | 15      |
| Iowa.....         | 1                        | 19      | ---     | 12                       | 102     | ---     | 1                        | 354     | ---     | 14              | 475     | ---     |
| Kansas.....       | ---                      | 12      | ---     | 25                       | 150     | ---     | 1                        | 534     | 3       | 26              | 696     | 3       |
| Kentucky.....     | ---                      | 10      | ---     | 15                       | 183     | 5       | 1                        | 748     | 3       | 16              | 941     | 8       |
| Louisiana.....    | ---                      | 8       | ---     | 19                       | 262     | 4       | 3                        | 417     | 5       | 22              | 687     | 9       |
| Maine.....        | ---                      | 1       | ---     | 2                        | 23      | 4       | ---                      | 112     | 3       | 2               | 136     | 7       |
| Maryland.....     | 1                        | 6       | ---     | 7                        | 102     | 4       | ---                      | 506     | 4       | 8               | 614     | 8       |
| Massachusetts.... | ---                      | ---     | ---     | 9                        | 45      | 2       | ---                      | 339     | 4       | 9               | 384     | 6       |
| Michigan.....     | 1                        | 13      | ---     | 43                       | 308     | ---     | 1                        | 1,027   | 5       | 45              | 1,348   | 5       |
| Minnesota.....    | 2                        | 9       | ---     | 21                       | 107     | 1       | ---                      | 427     | 6       | 23              | 543     | 7       |
| Mississippi.....  | ---                      | 2       | ---     | 11                       | 137     | ---     | 1                        | 228     | 3       | 12              | 367     | 3       |
| Missouri.....     | ---                      | 17      | ---     | 20                       | 179     | 4       | 2                        | 705     | 10      | 22              | 901     | 14      |
| Montana.....      | ---                      | 1       | ---     | 4                        | 57      | 1       | 1                        | 192     | 2       | 5               | 250     | 3       |
| Nebraska.....     | 2                        | 11      | 1       | 18                       | 153     | 2       | 1                        | 514     | 11      | 21              | 678     | 14      |
| Nevada.....       | 2                        | 5       | ---     | ---                      | 19      | 4       | ---                      | 83      | ---     | 2               | 107     | 4       |
| New Hampshire.... | ---                      | ---     | ---     | 1                        | 1       | 1       | ---                      | 11      | 1       | 1               | 12      | 2       |
| New Jersey.....   | 1                        | 36      | ---     | 33                       | 83      | 1       | ---                      | 910     | 31      | 34              | 1,029   | 32      |
| New Mexico.....   | ---                      | 3       | ---     | 5                        | 34      | ---     | ---                      | 133     | ---     | 5               | 170     | ---     |
| New York.....     | ---                      | 5       | ---     | 46                       | 296     | 3       | 2                        | 2,480   | 83      | 48              | 2,781   | 86      |
| North Carolina... | 1                        | 1       | ---     | 16                       | 184     | ---     | 4                        | 328     | 8       | 21              | 513     | 8       |
| North Dakota..... | 1                        | 2       | ---     | 3                        | 28      | 1       | 1                        | 106     | 1       | 5               | 136     | 2       |
| Ohio.....         | 2                        | 40      | ---     | 72                       | 439     | 4       | 8                        | 1,198   | 14      | 82              | 1,677   | 18      |
| Oklahoma.....     | 4                        | 10      | ---     | 21                       | 91      | ---     | ---                      | 218     | 2       | 25              | 319     | 2       |
| Oregon.....       | ---                      | 2       | ---     | 3                        | 103     | ---     | 1                        | 295     | 5       | 4               | 400     | 5       |
| Pennsylvania..... | 1                        | 46      | ---     | 25                       | 249     | 2       | 1                        | 1,673   | 16      | 27              | 1,968   | 18      |
| Rhode Island..... | ---                      | ---     | ---     | ---                      | 4       | ---     | ---                      | 31      | ---     | ---             | 35      | ---     |
| South Carolina... | 1                        | 10      | ---     | 19                       | 117     | ---     | 2                        | 249     | 3       | 22              | 376     | 3       |
| South Dakota..... | ---                      | ---     | ---     | 2                        | 7       | ---     | ---                      | 32      | ---     | 2               | 39      | ---     |
| Tennessee.....    | 1                        | ---     | ---     | 11                       | 125     | ---     | ---                      | 606     | 4       | 12              | 731     | 4       |
| Texas.....        | 2                        | 33      | ---     | 81                       | 637     | 6       | 6                        | 1,572   | 38      | 89              | 2,242   | 44      |
| Utah.....         | ---                      | 1       | ---     | 3                        | 64      | ---     | 1                        | 199     | 1       | 4               | 264     | 1       |
| Vermont.....      | ---                      | 1       | ---     | 1                        | 2       | ---     | ---                      | 52      | ---     | 1               | 55      | ---     |
| Virginia.....     | ---                      | 3       | 6       | 17                       | 214     | 2       | 2                        | 840     | 9       | 19              | 1,057   | 17      |
| Washington.....   | 1                        | 4       | ---     | 12                       | 110     | 4       | 1                        | 299     | 2       | 14              | 413     | 6       |
| West Virginia.... | ---                      | 11      | ---     | 13                       | 159     | 6       | ---                      | 555     | 9       | 13              | 725     | 15      |
| Wisconsin.....    | ---                      | 5       | ---     | 9                        | 144     | 2       | 1                        | 407     | 2       | 10              | 556     | 4       |
| Wyoming.....      | ---                      | 6       | ---     | 4                        | 61      | ---     | 1                        | 253     | 3       | 5               | 320     | 3       |
| Unknown.....      | ---                      | ---     | ---     | ---                      | ---     | ---     | ---                      | ---     | ---     | ---             | ---     | ---     |
| TOTAL.....        | 52                       | 631     | 16      | 930                      | 7,304   | 80      | 54                       | 25,900  | 373     | 1,036           | 33,835  | 469     |

**TABLE 34. TRAIN ACCIDENT AND TRAIN INCIDENT FATALITIES TO TRESPASSERS AND NON-TRESPASSERS BY STATE**

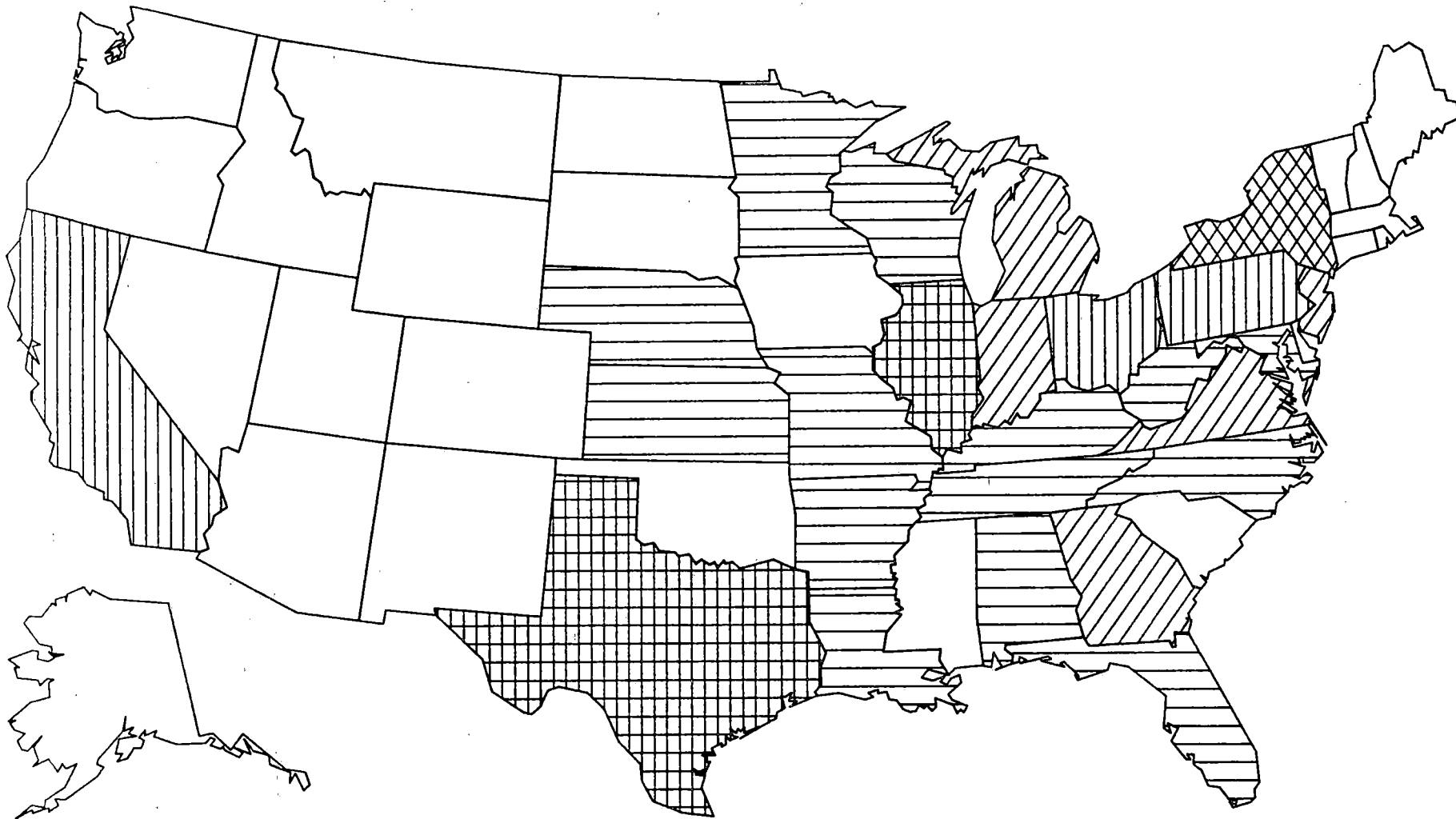
| State             | .....Trespassers..... |       |         |       | .....Nontrespassers..... |       |         |       | .....Total..... |       |         |       |
|-------------------|-----------------------|-------|---------|-------|--------------------------|-------|---------|-------|-----------------|-------|---------|-------|
|                   | Child                 | Adult | Unknown | Total | Child                    | Adult | Unknown | Total | Child           | Adult | Unknown | Total |
| Alabama.....      | ---                   | 4     | ---     | 4     | ---                      | 5     | ---     | 5     | ---             | 9     | ---     | 9     |
| Alaska.....       | ---                   | 1     | ---     | 1     | ---                      | ---   | ---     | ---   | ---             | 1     | ---     | 1     |
| Arizona.....      | ---                   | 1     | ---     | 1     | 1                        | 1     | 1       | 3     | 1               | 2     | 1       | 4     |
| Arkansas.....     | ---                   | ---   | 3       | 3     | 2                        | 16    | 2       | 20    | 2               | 16    | 5       | 23    |
| California.....   | 4                     | 53    | 10      | 67    | 6                        | 11    | 5       | 22    | 10              | 64    | 15      | 89    |
| Colorado.....     | ---                   | 6     | ---     | 6     | ---                      | 3     | 1       | 4     | ---             | 9     | 1       | 10    |
| Connecticut.....  | ---                   | 6     | 1       | 7     | ---                      | 2     | ---     | 2     | ---             | 8     | 1       | 9     |
| Delaware.....     | ---                   | ---   | ---     | ---   | ---                      | ---   | ---     | ---   | ---             | ---   | ---     | ---   |
| Dist of Columbia. | ---                   | ---   | ---     | ---   | ---                      | ---   | ---     | ---   | ---             | ---   | ---     | ---   |
| Florida.....      | 1                     | 41    | ---     | 42    | 3                        | 8     | ---     | 11    | 4               | 49    | ---     | 53    |
| Georgia.....      | ---                   | 7     | ---     | 7     | ---                      | 16    | ---     | 16    | ---             | 23    | ---     | 23    |
| Idaho.....        | 1                     | ---   | ---     | 1     | ---                      | 1     | ---     | 1     | 1               | 1     | ---     | 2     |
| Illinois.....     | 1                     | 17    | 7       | 25    | 3                        | 28    | 6       | 37    | 4               | 45    | 13      | 62    |
| Indiana.....      | 1                     | 16    | 2       | 19    | 4                        | 34    | 5       | 43    | 5               | 50    | 7       | 62    |
| Iowa.....         | ---                   | 2     | 1       | 3     | 1                        | 6     | 3       | 10    | 1               | 8     | 4       | 13    |
| Kansas.....       | ---                   | 7     | 1       | 8     | 1                        | 11    | 3       | 15    | 1               | 18    | 4       | 23    |
| Kentucky.....     | ---                   | 7     | ---     | 7     | 1                        | 7     | ---     | 8     | 1               | 14    | ---     | 15    |
| Louisiana.....    | ---                   | 3     | ---     | 3     | 7                        | 8     | 1       | 16    | 7               | 11    | 1       | 19    |
| Maine.....        | ---                   | 2     | ---     | 2     | ---                      | ---   | ---     | ---   | ---             | 2     | ---     | 2     |
| Maryland.....     | ---                   | 3     | 2       | 5     | ---                      | 2     | ---     | 2     | ---             | 5     | 2       | 7     |
| Massachusetts.... | 1                     | 5     | 2       | 8     | ---                      | 1     | 1       | 1     | 1               | 5     | 3       | 9     |
| Michigan.....     | ---                   | 6     | 1       | 7     | 2                        | 32    | 2       | 36    | 2               | 38    | 3       | 43    |
| Minnesota.....    | ---                   | 6     | 2       | 8     | 2                        | 11    | 1       | 14    | 2               | 17    | 3       | 22    |
| Mississippi.....  | ---                   | 2     | 2       | 4     | ---                      | 4     | 3       | 7     | ---             | 6     | 5       | 11    |
| Missouri.....     | 2                     | ---   | ---     | 2     | ---                      | 13    | 4       | 17    | 2               | 13    | 4       | 19    |
| Montana.....      | ---                   | 1     | ---     | 1     | 1                        | 2     | ---     | 3     | 1               | 3     | ---     | 4     |
| Nebraska.....     | ---                   | 5     | ---     | 5     | ---                      | 12    | 3       | 15    | ---             | 17    | 3       | 20    |
| Nevada.....       | ---                   | ---   | ---     | ---   | ---                      | 1     | ---     | 1     | ---             | 1     | ---     | 1     |
| New Hampshire.... | ---                   | 1     | ---     | 1     | ---                      | ---   | ---     | ---   | ---             | 1     | ---     | 1     |
| New Jersey.....   | 4                     | 25    | 2       | 31    | ---                      | 1     | ---     | 1     | 4               | 26    | 2       | 32    |
| New Mexico.....   | ---                   | 1     | 1       | 2     | ---                      | 1     | 2       | 3     | ---             | 2     | 3       | 5     |
| New York.....     | 2                     | 24    | 8       | 34    | 1                        | 11    | ---     | 12    | 3               | 35    | 8       | 46    |
| North Carolina... | 1                     | 7     | ---     | 8     | 3                        | 6     | ---     | 9     | 4               | 13    | ---     | 17    |
| North Dakota....  | ---                   | 2     | ---     | 2     | ---                      | 2     | ---     | 2     | ---             | 4     | ---     | 4     |
| Ohio.....         | 3                     | 17    | 4       | 24    | 10                       | 36    | 2       | 48    | 13              | 53    | 6       | 72    |
| Oklahoma.....     | 1                     | 7     | ---     | 8     | ---                      | 13    | 4       | 17    | 1               | 20    | 4       | 25    |
| Oregon.....       | ---                   | 1     | ---     | 1     | ---                      | 2     | ---     | 2     | ---             | 3     | ---     | 3     |
| Pennsylvania..... | 1                     | 14    | 2       | 17    | ---                      | 4     | 1       | 5     | 1               | 18    | 3       | 22    |
| Rhode Island..... | ---                   | ---   | ---     | ---   | ---                      | ---   | ---     | ---   | ---             | ---   | ---     | ---   |
| South Carolina... | ---                   | 11    | ---     | 11    | ---                      | 9     | ---     | 9     | ---             | 20    | ---     | 20    |
| South Dakota....  | ---                   | ---   | ---     | ---   | ---                      | 1     | 1       | 2     | ---             | 1     | 1       | 2     |
| Tennessee.....    | ---                   | 3     | ---     | 3     | ---                      | 9     | ---     | 9     | ---             | 12    | ---     | 12    |
| Texas.....        | 4                     | 21    | 10      | 35    | 4                        | 27    | 15      | 46    | 8               | 48    | 25      | 81    |
| Utah.....         | ---                   | 3     | ---     | 3     | ---                      | ---   | ---     | ---   | ---             | 3     | ---     | 3     |
| Vermont.....      | ---                   | ---   | ---     | ---   | ---                      | 1     | ---     | 1     | ---             | 1     | ---     | 1     |
| Virginia.....     | 2                     | 11    | ---     | 13    | ---                      | 2     | 1       | 3     | 2               | 13    | 1       | 16    |
| Washington.....   | ---                   | 10    | 1       | 11    | ---                      | 2     | ---     | 2     | ---             | 12    | 1       | 13    |
| West Virginia.... | ---                   | 7     | ---     | 7     | ---                      | 4     | ---     | 4     | ---             | 11    | ---     | 11    |
| Wisconsin.....    | ---                   | ---   | ---     | ---   | ---                      | 4     | 5       | 9     | ---             | 4     | 5       | 9     |
| Wyoming.....      | ---                   | 1     | ---     | 1     | ---                      | 2     | ---     | 2     | ---             | 3     | ---     | 3     |
| Unknown.....      | ---                   | ---   | ---     | ---   | ---                      | ---   | ---     | ---   | ---             | ---   | ---     | ---   |
| TOTAL.....        | 29                    | 367   | 62      | 458   | 52                       | 371   | 72      | 495   | 81              | 738   | 134     | 953   |



**FIGURE 26. FATALITIES BY STATE**

**TABLE 35. TRAIN ACCIDENT AND TRAIN INCIDENT INJURIES TO TRESPASSERS AND NON-TRESPASSERS BY STATE**

| State             | .....Trespassers..... |       |         |       | .....Nontrespassers..... |       |         |       | .....Total..... |       |         |       |
|-------------------|-----------------------|-------|---------|-------|--------------------------|-------|---------|-------|-----------------|-------|---------|-------|
|                   | Child                 | Adult | Unknown | Total | Child                    | Adult | Unknown | Total | Child           | Adult | Unknown | Total |
| Alabama.....      | 1                     | 7     | ---     | 8     | 4                        | 60    | 4       | 68    | 5               | 67    | 4       | 76    |
| Alaska.....       | ---                   | ---   | ---     | ---   | ---                      | 11    | 2       | 13    | ---             | 11    | 2       | 13    |
| Arizona.....      | 1                     | 10    | 1       | 12    | ---                      | 8     | 7       | 15    | 1               | 18    | 8       | 27    |
| Arkansas.....     | ---                   | 1     | ---     | 1     | 5                        | 40    | 37      | 82    | 5               | 41    | 37      | 83    |
| California.....   | 10                    | 66    | 4       | 80    | 3                        | 55    | 31      | 89    | 13              | 121   | 35      | 169   |
| Colorado.....     | 1                     | 2     | ---     | 3     | ---                      | 16    | 6       | 22    | 1               | 18    | 6       | 25    |
| Connecticut.....  | 1                     | 6     | ---     | 7     | ---                      | ---   | ---     | ---   | 1               | 6     | ---     | 7     |
| Delaware.....     | ---                   | ---   | ---     | ---   | ---                      | ---   | ---     | ---   | ---             | ---   | ---     | ---   |
| Dist of Columbia. | 1                     | ---   | ---     | 1     | ---                      | ---   | ---     | ---   | 1               | ---   | ---     | 1     |
| Florida.....      | 1                     | 50    | ---     | 51    | 2                        | 49    | ---     | 51    | 3               | 99    | ---     | 102   |
| Georgia.....      | 3                     | 15    | ---     | 18    | 6                        | 78    | ---     | 84    | 9               | 93    | ---     | 102   |
| Idaho.....        | ---                   | 2     | ---     | 2     | 1                        | 19    | ---     | 20    | 1               | 21    | ---     | 22    |
| Illinois.....     | 8                     | 34    | 5       | 47    | 6                        | 51    | 63      | 120   | 14              | 85    | 68      | 167   |
| Indiana.....      | 3                     | 19    | 12      | 34    | 7                        | 79    | 15      | 101   | 10              | 98    | 27      | 135   |
| Iowa.....         | ---                   | 3     | 1       | 4     | 5                        | 26    | 17      | 48    | 5               | 29    | 18      | 52    |
| Kansas.....       | ---                   | 6     | ---     | 6     | 6                        | 26    | 31      | 63    | 6               | 32    | 31      | 69    |
| Kentucky.....     | 2                     | 6     | ---     | 8     | 2                        | 40    | 14      | 56    | 4               | 46    | 14      | 64    |
| Louisiana.....    | ---                   | 6     | ---     | 6     | 14                       | 79    | 61      | 154   | 14              | 85    | 61      | 160   |
| Maine.....        | ---                   | 1     | ---     | 1     | ---                      | 3     | ---     | 3     | ---             | 4     | ---     | 4     |
| Maryland.....     | ---                   | 6     | 1       | 7     | ---                      | 6     | 4       | 10    | ---             | 12    | 5       | 17    |
| Massachusetts.... | 1                     | 11    | ---     | 12    | 1                        | ---   | 3       | 4     | 2               | 11    | 3       | 16    |
| Michigan.....     | 3                     | 12    | 6       | 21    | 13                       | 73    | 22      | 108   | 16              | 85    | 28      | 129   |
| Minnesota.....    | 1                     | 2     | 3       | 6     | 5                        | 32    | 6       | 43    | 6               | 34    | 9       | 49    |
| Mississippi.....  | ---                   | 2     | 1       | 3     | 2                        | 22    | 62      | 86    | 2               | 24    | 63      | 89    |
| Missouri.....     | ---                   | 2     | ---     | 2     | 1                        | 48    | 25      | 74    | 1               | 50    | 25      | 76    |
| Montana.....      | 1                     | 3     | ---     | 4     | 16                       | 6     | ---     | 22    | 17              | 9     | ---     | 26    |
| Nebraska.....     | 3                     | 7     | ---     | 10    | 5                        | 26    | 2       | 33    | 8               | 33    | 2       | 43    |
| Nevada.....       | ---                   | 2     | ---     | 2     | ---                      | 5     | ---     | 5     | ---             | 7     | ---     | 7     |
| New Hampshire.... | 1                     | ---   | ---     | 1     | ---                      | ---   | ---     | ---   | 1               | ---   | ---     | 1     |
| New Jersey.....   | 2                     | 8     | ---     | 10    | ---                      | 5     | ---     | 5     | 2               | 13    | ---     | 15    |
| New Mexico.....   | ---                   | ---   | 2       | 2     | ---                      | 2     | 2       | 4     | ---             | 2     | 4       | 6     |
| New York.....     | 8                     | 23    | 4       | 35    | 2                        | 13    | 7       | 22    | 10              | 36    | 11      | 57    |
| North Carolina... | ---                   | 23    | ---     | 23    | 5                        | 73    | ---     | 78    | 5               | 96    | ---     | 101   |
| North Dakota....  | ---                   | 1     | ---     | 1     | ---                      | 9     | ---     | 9     | ---             | 10    | ---     | 10    |
| Ohio.....         | 8                     | 24    | 19      | 51    | 16                       | 104   | 33      | 153   | 24              | 128   | 52      | 204   |
| Oklahoma.....     | ---                   | 5     | ---     | 5     | 3                        | 19    | 21      | 43    | 3               | 24    | 21      | 48    |
| Oregon.....       | 1                     | 4     | ---     | 5     | ---                      | 18    | ---     | 18    | 1               | 22    | ---     | 23    |
| Pennsylvania..... | 3                     | 14    | 9       | 26    | ---                      | 22    | 17      | 39    | 3               | 36    | 26      | 65    |
| Rhode Island..... | ---                   | ---   | ---     | ---   | ---                      | ---   | ---     | ---   | ---             | ---   | ---     | ---   |
| South Carolina... | 1                     | 5     | ---     | 6     | 9                        | 43    | ---     | 52    | 10              | 48    | ---     | 58    |
| South Dakota..... | 1                     | ---   | ---     | 1     | ---                      | ---   | 1       | 1     | 1               | ---   | 1       | 2     |
| Tennessee.....    | 1                     | 5     | 1       | 7     | 4                        | 31    | 9       | 44    | 5               | 36    | 10      | 51    |
| Texas.....        | 8                     | 52    | 13      | 73    | 10                       | 117   | 121     | 248   | 18              | 169   | 134     | 321   |
| Utah.....         | ---                   | 3     | ---     | 3     | 3                        | 11    | 1       | 15    | 3               | 14    | 1       | 18    |
| Vermont.....      | ---                   | 1     | ---     | 1     | ---                      | ---   | ---     | ---   | ---             | 1     | ---     | 1     |
| Virginia.....     | 1                     | 20    | ---     | 21    | 1                        | 29    | 1       | 31    | 2               | 49    | 1       | 52    |
| Washington.....   | 3                     | 12    | ---     | 15    | ---                      | 27    | ---     | 27    | 3               | 39    | ---     | 42    |
| West Virginia.... | ---                   | 6     | 2       | 8     | 3                        | 36    | 11      | 50    | 3               | 42    | 13      | 58    |
| Wisconsin.....    | 1                     | ---   | 1       | 5     | 3                        | 34    | 23      | 60    | 4               | 37    | 24      | 65    |
| Wyoming.....      | ---                   | ---   | ---     | ---   | 1                        | ---   | ---     | 1     | 1               | ---   | ---     | 1     |
| Unknown.....      | ---                   | ---   | ---     | ---   | ---                      | ---   | ---     | ---   | ---             | ---   | ---     | ---   |
| TOTAL.....        | 80                    | 490   | 85      | 655   | 164                      | 1,451 | 659     | 2,274 | 244             | 1,941 | 744     | 2,929 |




FREQUENCY COUNT



**FIGURE 27. INJURIES BY STATE**

Next page is blank in original document





## 6. SUMMARY OF ACCIDENT/INCIDENT DATA BY RAILROAD

### TABLE 36. SUMMARY OF TRAIN-MILES OPERATED

| Railroad   | Locomotive<br>Train<br>Miles | Motor<br>Train<br>Miles | Yard Switching<br>Train<br>Miles | Total<br>Train<br>Miles |
|--|------------------------------|-------------------------|----------------------------------|-------------------------|
| <b>CLASS I RAILROADS</b>                             |                              |                         |                                  |                         |
| Alabama Great Southern Railroad Co.....              | 1,612,425                    | ---                     | 556,591                          | 2,169,016               |
| Amtrak (National RR Passenger Corp).....             | 26,800,224                   | 1,948,612               | 281,940                          | 29,030,776              |
| Atchison, Topeka And Santa Fe Rwy Co.....            | 38,102,290                   | ---                     | 4,613,082                        | 42,715,372              |
| Boston And Maine Corporation.....                    | 1,673,848                    | 1,294,144               | 783,790                          | 3,751,782               |
| Burlington Northern Incorporated.....                | 62,268,051                   | 2,944,816               | 13,341,452                       | 78,554,319              |
| Central Of Georgia Railroad Company.....             | 1,713,873                    | ---                     | 1,147,099                        | 2,860,972               |
| Chessie System Railroads.....                        | 21,603,568                   | 188,587                 | 8,612,172                        | 30,404,327              |
| Chicago And North Western.....                       | 13,182,897                   | ---                     | 3,929,310                        | 17,112,207              |
| Chicago, Milw, St. Paul And Pacific.....             | 6,218,967                    | ---                     | 1,950,162                        | 8,169,129               |
| Cincinnati, New Orleans And TX Pac Co.....           | 2,319,613                    | ---                     | 881,474                          | 3,201,087               |
| Consolidated Rail Corporation.....                   | 33,012,569                   | ---                     | 11,211,972                       | 44,224,541              |
| Delaware And Hudson Railway.....                     | 2,697,729                    | ---                     | 154,858                          | 2,852,587               |
| Denver And Rio Grande Western RR Co.....             | 5,469,148                    | ---                     | 720,767                          | 6,189,915               |
| Elgin, Joliet And Eastern Railway Co.....            | 354,250                      | ---                     | 982,682                          | 1,336,932               |
| Florida East Coast Railway Co.....                   | 2,652,163                    | ---                     | 700,941                          | 3,353,104               |
| Grand Trunk Western Railroad Co.....                 | 3,586,447                    | ---                     | 2,336,887                        | 5,923,334               |
| Illinois Central Gulf Railroad Co.....               | 12,048,025                   | 1,069,736               | 3,422,329                        | 16,540,090              |
| Kansas City Southern Railway Co.....                 | 4,908,890                    | ---                     | 1,014,598                        | 5,923,488               |
| Louisiana And Arkansas Rwy Company.....              | 2,245,688                    | ---                     | 295,009                          | 2,540,697               |
| Missouri Pacific Railroad Co.....                    | 23,935,097                   | ---                     | 6,553,686                        | 30,488,783              |
| Missouri-Kansas-Texas Railroad Co.....               | 3,317,228                    | ---                     | 1,195,002                        | 4,512,230               |
| Norfolk And Western Railway Co.....                  | 14,298,790                   | ---                     | 5,742,932                        | 20,041,722              |
| Seaboard System Railroad.....                        | 36,156,995                   | ---                     | 15,535,984                       | 51,692,979              |
| Soo Line Railroad Company.....                       | 3,290,655                    | ---                     | 1,136,515                        | 4,427,170               |
| Southern Pacific Transportation Co.....              | 22,751,595                   | ---                     | 7,699,883                        | 30,451,478              |
| Southern Railway Company.....                        | 14,269,624                   | ---                     | 5,704,139                        | 19,973,763              |
| St. Louis Southwestern Railway Co.....               | 5,488,975                    | ---                     | 653,323                          | 6,142,298               |
| Union Pacific Railroad Co.....                       | 31,605,638                   | ---                     | 2,254,192                        | 33,859,830              |
| Total Class I Railroads.....                         | 397,585,262                  | 7,445,895               | 103,412,771                      | 508,443,928             |
| <b>CLASS II RAILROADS</b>                            |                              |                         |                                  |                         |
| Bangor And Aroostook Railroad Co.....                | 386,927                      | ---                     | 78,782                           | 465,709                 |
| Bessemer And Lake Erie Railroad Co.....              | 471,068                      | ---                     | 74,370                           | 545,438                 |
| Canadian Pacific Lines In Maine.....                 | 255,082                      | ---                     | ---                              | 255,082                 |
| Carolina And Northwestern Rwy Company.....           | 306,110                      | ---                     | 27,736                           | 333,846                 |
| Central Vermont Railway Inc.....                     | 333,043                      | ---                     | 55,571                           | 388,614                 |
| Chicago And Illinois Midland Rwy Co.....             | 74,209                       | ---                     | 46,555                           | 120,764                 |
| Chicago South Shore And South Bend RR.....           | 166,105                      | 2,000,685               | ---                              | 2,166,790               |
| Duluth, Missabe And Iron Range Rwy Co.....           | 363,800                      | ---                     | 147,420                          | 511,220                 |
| Duluth, Winnipeg And Pacific Rwy Co.....             | 442,538                      | ---                     | 144,400                          | 586,938                 |
| Georgia Southern And Florida Railway.....            | 969,325                      | ---                     | 168,429                          | 1,137,754               |
| Green Bay And Western Railroad.....                  | 165,035                      | ---                     | 127,608                          | 292,643                 |
| Maine Central Railroad Company.....                  | 616,881                      | ---                     | 405,778                          | 1,022,659               |
| Michigan Interstate Railroad.....                    | ---                          | ---                     | 36,330                           | 36,330                  |
| Monogahela Railway.....                              | 216,989                      | ---                     | ---                              | 216,989                 |
| Northwestern Pacific Railroad.....                   | 68,249                       | ---                     | 17,419                           | 85,668                  |
| Oklahoma, Kansas Texas Railroad.....                 | 346,398                      | ---                     | 53,922                           | 400,320                 |
| Pittsburg And Lake Erie Railroad Co.....             | 155,122                      | ---                     | 177,474                          | 332,596                 |
| Richmond, Frederickburg And Potomac.....             | 1,866,815                    | ---                     | 518,503                          | 2,385,318               |
| Spokane International Railroad.....                  | 132,084                      | ---                     | 6,976                            | 139,060                 |
| Texas And Northern Railway Company.....              | 14,506                       | ---                     | 8,761                            | 23,267                  |
| Texas, Mexican Railway Company.....                  | 108,056                      | ---                     | 125,052                          | 233,108                 |
| Total Class II Railroads.....                        | 7,458,342                    | 2,000,685               | 2,221,086                        | 11,680,113              |
| <b>RECAPITULATION (INCLUDES CLASS III RAILROADS)</b> |                              |                         |                                  |                         |
| Class I Railroads.....                               | 397,585,262                  | 7,445,895               | 103,412,771                      | 508,443,928             |
| Class II Railroads.....                              | 7,458,342                    | 2,000,685               | 2,221,086                        | 11,680,113              |
| Class III Railroads.....                             | 16,351,327                   | 23,010,088              | 11,425,170                       | 50,786,585              |
| Total All Railroads.....                             | 421,394,931                  | 32,456,668              | 117,059,027                      | 570,910,626             |

**TABLE 37. INVOLVEMENT IN TRAIN ACCIDENTS BY RAILROAD, TYPE, AND CAUSE**

| Railroad  | .....Collisions..... |       |       |       |       | .....Derailments..... |       |       |       |       |       |             |
|---|----------------------|-------|-------|-------|-------|-----------------------|-------|-------|-------|-------|-------|-------------|
|   | Human                | Equip | Track | Other | Total | Damages               | Human | Equip | Track | Other | Total | Damages     |
| <b>CLASS I RAILROADS</b>                                    |                      |       |       |       |       |                       |       |       |       |       |       |             |
| Alabama Great Southern Railroad Co.....                     | ---                  | ---   | ---   | ---   | ---   | ---                   | ---   | ---   | ---   | ---   | ---   | ---         |
| Amtrak (National RR Passenger Corp)....                     | 1                    | 2     | 1     | 1     | 5     | 188,650               | 6     | 4     | 15    | 3     | 28    | 383,175     |
| Atchison, Topeka And Santa Fe Rwy Co...                     | 13                   | 1     | ---   | 2     | 16    | 2,040,051             | 31    | 28    | 43    | 11    | 113   | 7,180,777   |
| Boston And Maine Corporation.....                           | 1                    | 1     | ---   | ---   | 2     | 36,000                | ---   | 5     | 22    | 12    | 39    | 1,251,889   |
| Burlington Northern Incorporated.....                       | 21                   | 3     | 6     | 4     | 34    | 3,268,591             | 59    | 53    | 144   | 36    | 292   | 23,195,696  |
| Central Of Georgia Railroad Company....                     | 4                    | ---   | ---   | ---   | 4     | 146,950               | 4     | 1     | 3     | ---   | 8     | 414,300     |
| Chessie System Railroads.....                               | 15                   | 1     | 2     | 4     | 22    | 445,550               | 43    | 34    | 85    | 30    | 192   | 9,951,073   |
| Chicago And North Western.....                              | 13                   | ---   | ---   | ---   | 13    | 243,758               | 25    | 21    | 98    | 18    | 162   | 5,835,160   |
| Chicago, Milw, St. Paul And Pacific....                     | 6                    | 4     | ---   | 1     | 11    | 736,841               | 49    | 22    | 72    | 2     | 145   | 3,844,798   |
| Cincinnati, New Orleans And TX Pac Co..                     | 2                    | ---   | ---   | ---   | 2     | 16,400                | ---   | ---   | 2     | ---   | 2     | 17,450      |
| Consolidated Rail Corporation.....                          | 17                   | 1     | 1     | 6     | 25    | 512,460               | 41    | 30    | 54    | 18    | 143   | 4,335,809   |
| Delaware And Hudson Railway.....                            | 3                    | ---   | ---   | 1     | 4     | 130,892               | 3     | 4     | 17    | 5     | 29    | 1,705,736   |
| Denver And Rio Grande Western RR Co...                      | ---                  | ---   | ---   | ---   | ---   | ---                   | 1     | 1     | 1     | 1     | 4     | 499,329     |
| Elgin, Joliet And Eastern Railway Co...                     | 5                    | 1     | ---   | 2     | 8     | 113,600               | 1     | 4     | 12    | 5     | 22    | 348,831     |
| Florida East Coast Railway Co.....                          | 2                    | ---   | ---   | ---   | 2     | 24,137                | 3     | 2     | 3     | ---   | 8     | 943,357     |
| Grand Trunk Western Railroad Co.....                        | 2                    | 3     | 1     | ---   | 6     | 356,069               | 12    | 9     | 11    | 3     | 35    | 2,668,391   |
| Illinois Central Gulf Railroad Co.....                      | 12                   | ---   | ---   | ---   | 12    | 586,395               | 10    | 13    | 39    | 2     | 64    | 2,464,043   |
| Kansas City Southern Railway Co.....                        | 4                    | 1     | ---   | ---   | 5     | 392,952               | 5     | ---   | 22    | ---   | 27    | 3,597,065   |
| Louisiana And Arkansas Rwy Company....                      | 3                    | ---   | ---   | ---   | 3     | 40,136                | 4     | ---   | 12    | ---   | 16    | 1,090,899   |
| Missouri Pacific Railroad Co.....                           | 31                   | 3     | 11    | 3     | 48    | 913,177               | 42    | 29    | 101   | 7     | 179   | 5,965,871   |
| Missouri-Kansas-Texas Railroad Co.....                      | 8                    | 1     | 1     | ---   | 10    | 144,900               | 5     | 5     | 45    | 4     | 59    | 2,976,016   |
| Norfolk And Western Railway Co.....                         | 24                   | 1     | ---   | 3     | 28    | 579,688               | 33    | 16    | 40    | 11    | 100   | 4,338,409   |
| Seaboard System Railroad.....                               | 19                   | 5     | 1     | ---   | 25    | 3,870,167             | 48    | 40    | 55    | 18    | 161   | 14,219,742  |
| Soo Line Railroad Company.....                              | 6                    | 2     | ---   | 1     | 9     | 108,440               | 5     | 7     | 21    | 3     | 36    | 1,258,869   |
| Southern Pacific Transportation Co.....                     | 10                   | ---   | ---   | ---   | 10    | 658,765               | 29    | 65    | 173   | 43    | 310   | 16,500,132  |
| Southern Railway Company.....                               | 11                   | ---   | ---   | ---   | 11    | 114,745               | 8     | 6     | 10    | 3     | 27    | 869,250     |
| St. Louis Southwestern Railway Co.....                      | 1                    | ---   | ---   | 1     | 2     | 182,200               | 4     | 10    | 44    | 6     | 64    | 5,684,876   |
| Union Pacific Railroad Co.....                              | 16                   | 1     | ---   | 1     | 18    | 1,287,322             | 32    | 49    | 23    | 21    | 125   | 15,148,966  |
| Total Class I Railroads.....                                | 250                  | 31    | 24    | 30    | 335   | 17,138,836            | 503   | 458   | 1,167 | 262   | 2,390 | 136,689,909 |
| <b>RECAPITULATION (INCLUDES CLASS II AND III RAILROADS)</b> |                      |       |       |       |       |                       |       |       |       |       |       |             |
| Class I Railroads.....                                      | 238                  | 29    | 24    | 28    | 319   | 17,138,836            | 476   | 433   | 1,082 | 248   | 2,239 | 136,689,909 |
| Class II Railroads.....                                     | 12                   | ---   | ---   | ---   | 12    | 2,550,131             | 10    | 12    | 31    | 9     | 62    | 2,255,741   |
| Class III Railroads.....                                    | 30                   | ---   | 3     | 2     | 35    | 2,096,242             | 43    | 27    | 101   | 23    | 194   | 6,689,251   |
| Total All Railroads.....                                    | 280                  | 29    | 27    | 30    | 366   | 21,785,209            | 529   | 472   | 1,214 | 280   | 2,495 | 145,634,901 |

**TABLE 37. (CONTINUED)**

| Railroad  | .....Other Accidents..... |           |           |            |            | .....Total.....   |              |             |                    |
|---|---------------------------|-----------|-----------|------------|------------|-------------------|--------------|-------------|--------------------|
|   | Human                     | Equip     | Track     | Other      | Total      | Damages           | Accs.        | Rate*       | Damages            |
| <b>CLASS I RAILROADS</b>                                    |                           |           |           |            |            |                   |              |             |                    |
| Alabama Great Southern Railroad Co.....                     | ---                       | ---       | ---       | 1          | 1          | 96,000            | 1            | 0.46        | 96,000             |
| Amtrak (National RR Passenger Corp)....                     | ---                       | 7         | 2         | 20         | 29         | 1,167,384         | 62           | 2.13        | 1,739,209          |
| Atchison, Topeka And Santa Fe Rwy Co...                     | 4                         | 5         | ---       | 15         | 24         | 1,283,926         | 153          | 3.58        | 10,504,754         |
| Boston And Maine Corporation.....                           | 2                         | 4         | ---       | 4          | 10         | 635,591           | 51           | 13.60       | 1,923,480          |
| Burlington Northern Incorporated.....                       | 36                        | 12        | ---       | 50         | 98         | 3,393,996         | 424          | 5.39        | 29,858,283         |
| Central Of Georgia Railroad Company....                     | ---                       | ---       | ---       | 4          | 4          | 363,100           | 16           | 5.59        | 924,350            |
| Chessie System Railroads.....                               | 3                         | 1         | 1         | 11         | 16         | 416,600           | 230          | 7.56        | 10,813,223         |
| Chicago And North Western.....                              | 8                         | ---       | 2         | 14         | 24         | 609,066           | 199          | 11.63       | 6,687,984          |
| Chicago, Milw, St. Paul And Pacific....                     | 9                         | ---       | 2         | 10         | 21         | 386,531           | 177          | 21.66       | 4,968,170          |
| Cincinnati, New Orleans And TX Pac Co..                     | ---                       | 1         | ---       | 1          | 2          | 16,100            | 6            | 1.87        | 49,950             |
| Consolidated Rail Corporation.....                          | 15                        | 4         | 1         | 13         | 33         | 589,562           | 201          | 4.54        | 5,437,831          |
| Delaware And Hudson Railway.....                            | ---                       | 1         | ---       | ---        | 1          | 16,000            | 34           | 11.92       | 1,852,628          |
| Denver And Rio Grande Western RR Co....                     | ---                       | ---       | ---       | 3          | 3          | 612,751           | 7            | 1.13        | 1,112,080          |
| Elgin, Joliet And Eastern Railway Co...                     | 3                         | ---       | ---       | ---        | 3          | 15,585            | 33           | 24.62       | 478,016            |
| Florida East Coast Railway Co.....                          | ---                       | ---       | ---       | 1          | 1          | 10,320            | 11           | 3.28        | 977,814            |
| Grand Trunk Western Railroad Co.....                        | 7                         | 2         | 1         | 6          | 16         | 174,399           | 57           | 9.62        | 3,198,859          |
| Illinois Central Gulf Railroad Co.....                      | 4                         | ---       | ---       | 7          | 11         | 221,545           | 87           | 5.25        | 3,271,983          |
| Kansas City Southern Railway Co.....                        | 6                         | 1         | ---       | 2          | 9          | 180,354           | 41           | 6.92        | 4,170,371          |
| Louisiana And Arkansas Rwy Company.....                     | 5                         | 1         | ---       | 1          | 7          | 102,210           | 26           | 10.23       | 1,233,245          |
| Missouri Pacific Railroad Co.....                           | 6                         | ---       | 1         | 8          | 15         | 1,452,650         | 242          | 7.93        | 8,331,698          |
| Missouri-Kansas-Texas Railroad Co.....                      | 2                         | ---       | ---       | 1          | 3          | 267,339           | 72           | 15.96       | 3,388,255          |
| Norfolk And Western Railway Co.....                         | 9                         | 1         | ---       | 16         | 26         | 850,209           | 154          | 7.68        | 5,768,306          |
| Seaboard System Railroad.....                               | 13                        | 2         | ---       | 26         | 41         | 729,136           | 227          | 4.39        | 18,819,045         |
| Soo Line Railroad Company.....                              | 1                         | 1         | 1         | 6          | 9          | 229,193           | 54           | 12.18       | 1,596,502          |
| Southern Pacific Transportation Co.....                     | 17                        | 5         | 9         | 26         | 57         | 2,865,472         | 377          | 12.38       | 20,024,369         |
| Southern Railway Company.....                               | 3                         | ---       | ---       | 10         | 13         | 226,300           | 51           | 2.55        | 1,210,295          |
| St. Louis Southwestern Railway Co.....                      | 3                         | 2         | ---       | 7          | 12         | 273,767           | 78           | 12.70       | 6,140,843          |
| Union Pacific Railroad Co.....                              | 1                         | ---       | ---       | 6          | 7          | 131,183           | 150          | 4.43        | 16,567,471         |
| <b>Total Class I Railroads.....</b>                         | <b>157</b>                | <b>50</b> | <b>20</b> | <b>269</b> | <b>496</b> | <b>17,316,269</b> | <b>3,221</b> | <b>6.33</b> | <b>171,145,014</b> |
| <b>RECAPITULATION (INCLUDES CLASS II AND III RAILROADS)</b> |                           |           |           |            |            |                   |              |             |                    |
| Class I Railroads.....                                      | 153                       | 48        | 20        | 249        | 470        | 17,316,269        | 3,028        | 5.95        | 171,145,014        |
| Class II Railroads.....                                     | 5                         | 1         | ---       | 8          | 14         | 378,221           | 88           | 7.53        | 5,184,093          |
| Class III Railroads.....                                    | 32                        | 9         | 19        | 25         | 85         | 2,903,222         | 314          | 6.18        | 11,688,715         |
| <b>Total All Railroads.....</b>                             | <b>190</b>                | <b>58</b> | <b>39</b> | <b>282</b> | <b>569</b> | <b>20,597,712</b> | <b>3,430</b> | <b>6.00</b> | <b>188,017,822</b> |

\* Accident rate per million train miles.

The reporting rules require that when multiple railroads are involved in an accident, each railroad must prepare a report that describes the extent of their involvement. An example of this would be when a train of one railroad derailed on track maintained by another railroad. In all other tables these situations appear as a single count. In this table, when an accident involves Class I railroads, a count is made against each railroad involved. This duplication does not appear in the total for Class I railroads shown in the recapitulation.

**TABLE 38. FATALITIES BY RAILROAD AND TYPE OF ACCIDENT/INCIDENT**

| Railroad  | .....Train Accident..... |            |            |           |          |           | .....Train Incident..... |          |          |            |            |            |
|---|--------------------------|------------|------------|-----------|----------|-----------|--------------------------|----------|----------|------------|------------|------------|
|   | Eod                      | Enod       | Psgr       | Nont      | Tres     | Total     | Eod                      | Enod     | Psgr     | Nont       | Tres       | Total      |
| <b>CLASS I RAILROADS</b>                                    |                          |            |            |           |          |           |                          |          |          |            |            |            |
| Alabama Great Southern Railroad Co.....                     | ---                      | ---        | ---        | ---       | ---      | ---       | ---                      | ---      | ---      | 2          | 3          | 5          |
| Amtrak (National RR Passenger Corp)....                     | ---                      | ---        | ---        | ---       | ---      | ---       | 1                        | ---      | 1        | ---        | 15         | 17         |
| Atchison, Topeka And Santa Fe Rwy Co...                     | ---                      | ---        | ---        | 1         | ---      | 1         | 2                        | ---      | ---      | 38         | 35         | 75         |
| Boston And Maine Corporation.....                           | ---                      | ---        | ---        | ---       | ---      | ---       | ---                      | ---      | ---      | 1          | 8          | 9          |
| Burlington Northern Incorporated.....                       | 6                        | ---        | ---        | 8         | 1        | 15        | ---                      | ---      | ---      | 57         | 33         | 90         |
| Central Of Georgia Railroad Company....                     | ---                      | ---        | ---        | 1         | ---      | 1         | ---                      | ---      | ---      | 1          | 1          | 2          |
| Chessie System Railroads.....                               | 1                        | ---        | ---        | 1         | ---      | 2         | 4                        | ---      | ---      | 23         | 23         | 50         |
| Chicago And North Western.....                              | ---                      | ---        | ---        | 1         | ---      | 1         | ---                      | ---      | ---      | 16         | 14         | 30         |
| Chicago, Milw, St. Paul And Pacific....                     | ---                      | ---        | ---        | ---       | ---      | ---       | ---                      | ---      | ---      | 9          | 7          | 16         |
| Cincinnati, New Orleans And TX Pac Co..                     | ---                      | ---        | ---        | ---       | ---      | ---       | ---                      | ---      | ---      | 2          | ---        | 2          |
| Consolidated Rail Corporation.....                          | ---                      | ---        | ---        | 2         | ---      | 2         | 3                        | ---      | ---      | 67         | 42         | 112        |
| Delaware And Hudson Railway.....                            | ---                      | ---        | ---        | ---       | ---      | ---       | ---                      | ---      | ---      | ---        | 3          | 3          |
| Denver And Rio Grande Western RR Co....                     | ---                      | ---        | ---        | ---       | ---      | ---       | ---                      | 1        | ---      | ---        | 1          | 2          |
| Elgin, Joliet And Eastern Railway Co...                     | ---                      | ---        | ---        | ---       | ---      | ---       | ---                      | ---      | ---      | ---        | ---        | ---        |
| Florida East Coast Railway Co.....                          | ---                      | ---        | ---        | ---       | ---      | ---       | ---                      | ---      | ---      | ---        | 25         | 25         |
| Grand Trunk Western Railroad Co.....                        | ---                      | ---        | ---        | 1         | ---      | 1         | ---                      | ---      | ---      | 19         | 2          | 21         |
| Illinois Central Gulf Railroad Co.....                      | ---                      | ---        | ---        | ---       | ---      | ---       | ---                      | ---      | ---      | 7          | 2          | 9          |
| Kansas City Southern Railway Co.....                        | ---                      | ---        | ---        | ---       | ---      | ---       | ---                      | ---      | ---      | 3          | ---        | 3          |
| Louisiana And Arkansas Rwy Company....                      | ---                      | ---        | ---        | ---       | ---      | ---       | ---                      | ---      | ---      | 3          | ---        | 3          |
| Missouri Pacific Railroad Co.....                           | ---                      | ---        | ---        | ---       | ---      | ---       | 3                        | ---      | ---      | 47         | 18         | 68         |
| Missouri-Kansas-Texas Railroad Co.....                      | ---                      | ---        | ---        | ---       | ---      | ---       | ---                      | ---      | ---      | 3          | 7          | 10         |
| Norfolk And Western Railway Co.....                         | ---                      | ---        | ---        | 2         | ---      | 2         | 1                        | ---      | ---      | 34         | 27         | 62         |
| Seaboard System Railroad.....                               | ---                      | ---        | ---        | 6         | ---      | 6         | ---                      | ---      | ---      | 47         | 42         | 89         |
| Soo Line Railroad Company.....                              | ---                      | ---        | ---        | ---       | ---      | ---       | ---                      | ---      | ---      | 5          | 4          | 9          |
| Southern Pacific Transportation Co.....                     | 2                        | ---        | ---        | 9         | 3        | 14        | ---                      | ---      | ---      | 19         | 53         | 72         |
| Southern Railway Company.....                               | ---                      | ---        | ---        | 2         | ---      | 2         | ---                      | ---      | ---      | 16         | 15         | 31         |
| St. Louis Southwestern Railway Co.....                      | ---                      | ---        | ---        | ---       | ---      | ---       | ---                      | ---      | ---      | 13         | 1          | 14         |
| Union Pacific Railroad Co.....                              | ---                      | ---        | ---        | 2         | ---      | 2         | 1                        | ---      | ---      | 8          | 17         | 26         |
| <b>Total Class I Railroads.....</b>                         | <b>9</b>                 | <b>---</b> | <b>---</b> | <b>36</b> | <b>4</b> | <b>49</b> | <b>15</b>                | <b>1</b> | <b>1</b> | <b>440</b> | <b>398</b> | <b>855</b> |
| <b>RECAPITULATION (INCLUDES CLASS II AND III RAILROADS)</b> |                          |            |            |           |          |           |                          |          |          |            |            |            |
| Class I Railroads.....                                      | 9                        | ---        | ---        | 36        | 4        | 49        | 15                       | 1        | 1        | 440        | 398        | 855        |
| Class II Railroads.....                                     | ---                      | ---        | ---        | ---       | 2        | 2         | ---                      | ---      | ---      | 7          | 1          | 8          |
| Class III Railroads.....                                    | ---                      | ---        | ---        | ---       | 1        | 1         | 1                        | ---      | 2        | 12         | 52         | 67         |
| <b>Total All Railroads.....</b>                             | <b>9</b>                 | <b>---</b> | <b>---</b> | <b>36</b> | <b>7</b> | <b>52</b> | <b>16</b>                | <b>1</b> | <b>3</b> | <b>459</b> | <b>451</b> | <b>930</b> |

EOD = Employee on duty  
 ENOD = Employee not on duty  
 PSGR = Passenger on train  
 NONT = Nontrespasser  
 TRES = Trespasser

TABLE 38. (CONTINUED)

| Railroad   | .....Nontrain Incident..... |      |      |      |      |       | .....Total..... |      |      |      |      |       |
|--|-----------------------------|------|------|------|------|-------|-----------------|------|------|------|------|-------|
|  | Eod                         | Enod | Psgr | Nont | Tres | Total | Eod             | Enod | Psgr | Nont | Tres | Total |
| CLASS I RAILROADS                                    |                             |      |      |      |      |       |                 |      |      |      |      |       |
| Alabama Great Southern Railroad Co.....              | ---                         | ---  | ---  | ---  | ---  | ---   | ---             | ---  | ---  | 2    | 3    | 5     |
| Amtrak (National RR Passenger Corp)....              | 1                           | ---  | ---  | ---  | 1    | 2     | 2               | ---  | 1    | ---  | 16   | 19    |
| Atchison, Topeka And Santa Fe Rwy Co...              | 2                           | ---  | ---  | 1    | ---  | 3     | 4               | ---  | ---  | 40   | 35   | 79    |
| Boston And Maine Corporation.....                    | ---                         | ---  | ---  | ---  | ---  | ---   | ---             | ---  | 1    | ---  | 8    | 9     |
| Burlington Northern Incorporated.....                | ---                         | ---  | ---  | 4    | 4    | 8     | 6               | ---  | ---  | 69   | 38   | 113   |
| Central Of Georgia Railroad Company....              | ---                         | ---  | ---  | ---  | ---  | ---   | ---             | ---  | 2    | ---  | 1    | 3     |
| Chessie System Railroads.....                        | ---                         | ---  | ---  | ---  | 2    | 2     | 5               | ---  | ---  | 24   | 25   | 54    |
| Chicago And North Western.....                       | 2                           | ---  | ---  | ---  | ---  | 2     | 2               | ---  | ---  | 17   | 14   | 33    |
| Chicago, Milw, St. Paul And Pacific....              | ---                         | ---  | ---  | ---  | ---  | ---   | ---             | ---  | 9    | ---  | 7    | 16    |
| Cincinnati, New Orleans And TX Pac Co.               | ---                         | ---  | ---  | ---  | ---  | ---   | ---             | ---  | 2    | ---  | ---  | 2     |
| Consolidated Rail Corporation.....                   | 1                           | ---  | ---  | 1    | 2    | 4     | 4               | ---  | ---  | 70   | 44   | 118   |
| Delaware And Hudson Railway.....                     | ---                         | ---  | ---  | 1    | ---  | 1     | ---             | ---  | 1    | ---  | 3    | 4     |
| Denver And Rio Grande Western RR Co...               | ---                         | ---  | ---  | ---  | 1    | 1     | ---             | 1    | ---  | ---  | 2    | 3     |
| Elgin, Joliet And Eastern Railway Co...              | ---                         | ---  | ---  | ---  | ---  | ---   | ---             | ---  | ---  | ---  | ---  | ---   |
| Florida East Coast Railway Co.....                   | ---                         | ---  | ---  | ---  | ---  | ---   | ---             | ---  | ---  | 25   | ---  | 25    |
| Grand Trunk Western Railroad Co.....                 | ---                         | ---  | ---  | 1    | 1    | 2     | ---             | ---  | ---  | 21   | 3    | 24    |
| Illinois Central Gulf Railroad Co.....               | ---                         | ---  | ---  | ---  | ---  | ---   | ---             | ---  | 7    | ---  | 2    | 9     |
| Kansas City Southern Railway Co.....                 | 1                           | ---  | ---  | 1    | ---  | 2     | 1               | ---  | ---  | 4    | ---  | 5     |
| Louisiana And Arkansas Rwy Company....               | ---                         | ---  | ---  | ---  | ---  | ---   | ---             | ---  | 3    | ---  | ---  | 3     |
| Missouri Pacific Railroad Co.....                    | 4                           | ---  | ---  | ---  | 1    | 5     | 7               | ---  | ---  | 47   | 19   | 73    |
| Missouri-Kansas-Texas Railroad Co.....               | ---                         | ---  | ---  | ---  | ---  | ---   | ---             | ---  | 3    | ---  | 7    | 10    |
| Norfolk And Western Railway Co.....                  | 1                           | ---  | ---  | 3    | 2    | 6     | 2               | ---  | ---  | 39   | 29   | 70    |
| Seaboard System Railroad.....                        | 5                           | 1    | ---  | 1    | ---  | 7     | 5               | 1    | ---  | 54   | 42   | 102   |
| Soo Line Railroad Company.....                       | ---                         | ---  | ---  | ---  | ---  | ---   | ---             | ---  | 5    | ---  | 4    | 9     |
| Southern Pacific Transportation Co.....              | 2                           | ---  | ---  | 1    | ---  | 3     | 4               | ---  | ---  | 29   | 56   | 89    |
| Southern Railway Company.....                        | ---                         | ---  | ---  | 2    | ---  | 2     | ---             | ---  | ---  | 20   | 15   | 35    |
| St. Louis Southwestern Railway Co.....               | ---                         | ---  | ---  | ---  | ---  | ---   | ---             | ---  | 13   | ---  | 1    | 14    |
| Union Pacific Railroad Co.....                       | ---                         | ---  | ---  | ---  | 1    | 1     | 1               | ---  | ---  | 10   | 18   | 29    |
| Total Class I Railroads.....                         | 19                          | 1    | ---  | 16   | 15   | 51    | 43              | 2    | 1    | 492  | 417  | 955   |
| RECAPITULATION (INCLUDES CLASS II AND III RAILROADS) |                             |      |      |      |      |       |                 |      |      |      |      |       |
| Class I Railroads.....                               | 19                          | 1    | ---  | 16   | 15   | 51    | 43              | 2    | 1    | 492  | 417  | 955   |
| Class II Railroads.....                              | ---                         | ---  | ---  | ---  | ---  | ---   | ---             | ---  | ---  | 7    | 3    | 10    |
| Class III Railroads.....                             | 2                           | ---  | ---  | ---  | 1    | 3     | 3               | ---  | 2    | 12   | 54   | 71    |
| Total All Railroads.....                             | 21                          | 1    | ---  | 16   | 16   | 54    | 46              | 2    | 3    | 511  | 474  | 1,036 |

EOD = Employee on duty  
 ENOD = Employee not on duty  
 PSGR = Passenger on train  
 NONT = Nontrespasser  
 TRES = Trespasser

**TABLE 39. NONFATAL CASUALTIES BY RAILROAD AND TYPE OF ACCIDENT/INCIDENT**

| Railroad  | .....Train Accident..... |          |            |           |          |            | .....Train Incident..... |           |            |              |            |              |
|---|--------------------------|----------|------------|-----------|----------|------------|--------------------------|-----------|------------|--------------|------------|--------------|
|   | Eod                      | Enod     | Psgr       | Nont      | Tres     | Total      | Eod                      | Enod      | Psgr       | Nont         | Tres       | Total        |
| <b>CLASS I RAILROADS</b>                                    |                          |          |            |           |          |            |                          |           |            |              |            |              |
| Alabama Great Southern Railroad Co.....                     | ---                      | ---      | ---        | ---       | ---      | ---        | 5                        | ---       | ---        | 16           | 1          | 22           |
| Amtrak (National RR Passenger Corp)....                     | 57                       | 2        | 77         | ---       | ---      | 136        | 159                      | 2         | 81         | ---          | 7          | 249          |
| Atchison, Topeka And Santa Fe Rwy Co...                     | 11                       | ---      | ---        | 5         | ---      | 16         | 95                       | ---       | ---        | 143          | 27         | 265          |
| Boston And Maine Corporation.....                           | ---                      | ---      | ---        | ---       | ---      | ---        | 13                       | ---       | 5          | 1            | 6          | 25           |
| Burlington Northern Incorporated.....                       | 45                       | ---      | ---        | 8         | 1        | 54         | 314                      | 1         | 1          | 190          | 40         | 546          |
| Central Of Georgia Railroad Company....                     | 4                        | ---      | ---        | 2         | ---      | 6          | 17                       | ---       | ---        | 26           | 3          | 46           |
| Chessie System Railroads.....                               | 22                       | ---      | ---        | 3         | ---      | 25         | 406                      | 2         | 4          | 190          | 69         | 671          |
| Chicago And North Western.....                              | 3                        | ---      | ---        | 1         | ---      | 4          | 70                       | ---       | 1          | 52           | 20         | 143          |
| Chicago, Milw, St. Paul And Pacific....                     | 5                        | ---      | ---        | ---       | ---      | 5          | 77                       | ---       | ---        | 28           | 7          | 112          |
| Cincinnati, New Orleans And TX Pac Co..                     | ---                      | ---      | ---        | ---       | ---      | ---        | 6                        | ---       | ---        | 8            | ---        | 14           |
| Consolidated Rail Corporation.....                          | 12                       | ---      | ---        | 2         | ---      | 14         | 352                      | 1         | ---        | 90           | 73         | 516          |
| Delaware And Hudson Railway.....                            | 3                        | ---      | ---        | ---       | ---      | 3          | 27                       | ---       | ---        | 4            | 4          | 35           |
| Denver And Rio Grande Western RR Co....                     | 1                        | ---      | ---        | 1         | ---      | 2          | 20                       | ---       | ---        | 18           | 1          | 39           |
| Elgin, Joliet And Eastern Railway Co...                     | ---                      | ---      | ---        | ---       | ---      | ---        | 31                       | 1         | ---        | ---          | 3          | 35           |
| Florida East Coast Railway Co.....                          | ---                      | ---      | ---        | ---       | ---      | ---        | 2                        | ---       | ---        | 4            | 34         | 40           |
| Grand Trunk Western Railroad Co.....                        | 2                        | ---      | ---        | 2         | ---      | 4          | 123                      | ---       | ---        | 48           | 3          | 174          |
| Illinois Central Gulf Railroad Co.....                      | 6                        | ---      | ---        | 4         | ---      | 10         | 138                      | ---       | 2          | 151          | 4          | 295          |
| Kansas City Southern Railway Co.....                        | ---                      | ---      | ---        | 2         | ---      | 2          | 34                       | ---       | ---        | 22           | ---        | 56           |
| Louisiana And Arkansas Rwy Company.....                     | 1                        | ---      | ---        | ---       | ---      | 1          | 29                       | ---       | ---        | 27           | ---        | 56           |
| Missouri Pacific Railroad Co.....                           | 12                       | ---      | ---        | 17        | ---      | 29         | 386                      | ---       | ---        | 313          | 18         | 717          |
| Missouri-Kansas-Texas Railroad Co.....                      | 1                        | ---      | ---        | 1         | ---      | 2          | 22                       | ---       | ---        | 25           | 13         | 60           |
| Norfolk And Western Railway Co.....                         | 37                       | ---      | ---        | 10        | 1        | 48         | 159                      | ---       | 2          | 175          | 38         | 374          |
| Seaboard System Railroad.....                               | 40                       | ---      | ---        | 7         | ---      | 47         | 580                      | 1         | ---        | 204          | 61         | 846          |
| Soo Line Railroad Company.....                              | 3                        | ---      | ---        | 1         | ---      | 4          | 49                       | ---       | ---        | 27           | 6          | 82           |
| Southern Pacific Transportation Co.....                     | 11                       | ---      | ---        | 1         | 3        | 15         | 267                      | ---       | 9          | 101          | 108        | 485          |
| Southern Railway Company.....                               | 1                        | ---      | ---        | 2         | ---      | 3          | 122                      | ---       | ---        | 131          | 24         | 277          |
| St. Louis Southwestern Railway Co.....                      | 9                        | ---      | ---        | 1         | ---      | 10         | 18                       | ---       | ---        | 4            | 4          | 26           |
| Union Pacific Railroad Co.....                              | 14                       | ---      | ---        | 2         | ---      | 16         | 312                      | ---       | ---        | 66           | 16         | 394          |
| <b>Total Class I Railroads.....</b>                         | <b>300</b>               | <b>2</b> | <b>77</b>  | <b>72</b> | <b>5</b> | <b>456</b> | <b>3,833</b>             | <b>8</b>  | <b>105</b> | <b>2,064</b> | <b>590</b> | <b>6,600</b> |
| <b>RECAPITULATION (INCLUDES CLASS II AND III RAILROADS)</b> |                          |          |            |           |          |            |                          |           |            |              |            |              |
| Class I Railroads.....                                      | 300                      | 2        | 77         | 72        | 5        | 456        | 3,833                    | 8         | 105        | 2,064        | 590        | 6,600        |
| Class II Railroads.....                                     | 5                        | ---      | 96         | ---       | ---      | 101        | 114                      | ---       | ---        | 51           | 7          | 172          |
| Class III Railroads.....                                    | 24                       | 1        | 58         | 5         | 2        | 90         | 429                      | 3         | 47         | 82           | 51         | 612          |
| <b>Total All Railroads.....</b>                             | <b>329</b>               | <b>3</b> | <b>231</b> | <b>77</b> | <b>7</b> | <b>647</b> | <b>4,376</b>             | <b>11</b> | <b>152</b> | <b>2,197</b> | <b>648</b> | <b>7,384</b> |

EOD = Employee on duty  
 ENOD = Employee not on duty  
 PSGR = Passenger on train  
 NONT = Nontrespasser  
 TRES = Trespasser

TABLE 39. (CONTINUED)

| Railroad   | .....Nontrain Incident..... |      |      |      |      |        | .....Total..... |      |      |       |      |        |
|--|-----------------------------|------|------|------|------|--------|-----------------|------|------|-------|------|--------|
|  | Eod                         | Enod | Psgr | Nont | Tres | Total  | Eod             | Enod | Psgr | Nont  | Tres | Total  |
| CLASS I RAILROADS                                    |                             |      |      |      |      |        |                 |      |      |       |      |        |
| Alabama Great Southern Railroad Co.....              | 17                          | ---  | ---  | ---  | ---  | 17     | 22              | ---  | ---  | 16    | 1    | 39     |
| Amtrak (National RR Passenger Corp)....              | 1,451                       | 35   | 68   | 18   | 6    | 1,578  | 1,667           | 39   | 226  | 18    | 13   | 1,963  |
| Atchison, Topeka And Santa Fe Rwy Co...              | 1,175                       | 27   | ---  | 9    | 1    | 1,212  | 1,281           | 27   | ---  | 157   | 28   | 1,493  |
| Boston And Maine Corporation.....                    | 155                         | 2    | 7    | 6    | ---  | 170    | 168             | 2    | 12   | 7     | 6    | 195    |
| Burlington Northern Incorporated.....                | 1,744                       | 39   | 6    | 20   | 11   | 1,820  | 2,103           | 40   | 7    | 218   | 52   | 2,420  |
| Central Of Georgia Railroad Company....              | 33                          | 1    | ---  | 1    | ---  | 35     | 54              | 1    | ---  | 29    | 3    | 87     |
| Chessie System Railroads.....                        | 1,705                       | 53   | 6    | 26   | 2    | 1,792  | 2,133           | 55   | 10   | 219   | 71   | 2,488  |
| Chicago And North Western.....                       | 625                         | 9    | 5    | 7    | 6    | 652    | 698             | 9    | 6    | 60    | 26   | 799    |
| Chicago, Milw, St. Paul And Pacific....              | 345                         | ---  | ---  | ---  | ---  | 345    | 427             | ---  | ---  | 28    | 7    | 462    |
| Cincinnati, New Orleans And TX Pac Co..              | 45                          | 1    | ---  | 2    | ---  | 48     | 51              | 1    | ---  | 10    | ---  | 62     |
| Consolidated Rail Corporation.....                   | 2,626                       | 45   | ---  | 6    | 6    | 2,683  | 2,990           | 46   | ---  | 98    | 79   | 3,213  |
| Delaware And Hudson Railway.....                     | 150                         | 2    | ---  | ---  | ---  | 152    | 180             | 2    | ---  | 4     | 4    | 190    |
| Denver And Rio Grande Western RR Co....              | 70                          | ---  | ---  | ---  | 1    | 71     | 91              | ---  | ---  | 19    | 2    | 112    |
| Elgin, Joliet And Eastern Railway Co...              | 72                          | 2    | ---  | ---  | 1    | 75     | 103             | 3    | ---  | ---   | 4    | 110    |
| Florida East Coast Railway Co.....                   | 15                          | ---  | ---  | ---  | ---  | 15     | 17              | ---  | ---  | 4     | 34   | 55     |
| Grand Trunk Western Railroad Co.....                 | 578                         | 2    | ---  | 3    | ---  | 583    | 703             | 2    | ---  | 53    | 3    | 761    |
| Illinois Central Gulf Railroad Co.....               | 798                         | 12   | 17   | 27   | ---  | 854    | 942             | 12   | 19   | 182   | 4    | 1,159  |
| Kansas City Southern Railway Co.....                 | 87                          | ---  | ---  | ---  | ---  | 87     | 121             | ---  | ---  | 24    | ---  | 145    |
| Louisiana And Arkansas Rwy Company....               | 23                          | ---  | ---  | 2    | ---  | 25     | 53              | ---  | ---  | 29    | ---  | 82     |
| Missouri Pacific Railroad Co.....                    | 1,447                       | 2    | ---  | ---  | 4    | 1,453  | 1,845           | 2    | ---  | 330   | 22   | 2,199  |
| Missouri-Kansas-Texas Railroad Co.....               | 89                          | ---  | ---  | 11   | 2    | 102    | 112             | ---  | ---  | 37    | 15   | 164    |
| Norfolk And Western Railway Co.....                  | 1,118                       | 38   | 5    | 40   | 9    | 1,210  | 1,314           | 38   | 7    | 225   | 48   | 1,632  |
| Seaboard System Railroad.....                        | 2,351                       | 26   | ---  | 11   | 1    | 2,389  | 2,971           | 27   | ---  | 222   | 62   | 3,282  |
| Soo Line Railroad Company.....                       | 236                         | 2    | ---  | 1    | 2    | 241    | 288             | 2    | ---  | 29    | 8    | 327    |
| Southern Pacific Transportation Co.....              | 1,375                       | 21   | 2    | ---  | 3    | 1,401  | 1,653           | 21   | 11   | 102   | 114  | 1,901  |
| Southern Railway Company.....                        | 889                         | 12   | ---  | 23   | 1    | 925    | 1,012           | 12   | ---  | 156   | 25   | 1,205  |
| St. Louis Southwestern Railway Co.....               | 196                         | 2    | ---  | 1    | ---  | 199    | 223             | 2    | ---  | 6     | 4    | 235    |
| Union Pacific Railroad Co.....                       | 1,201                       | 37   | ---  | 4    | 1    | 1,243  | 1,527           | 37   | ---  | 72    | 17   | 1,653  |
| Total Class I Railroads.....                         | 20,616                      | 370  | 116  | 218  | 57   | 21,377 | 24,749          | 380  | 298  | 2,354 | 652  | 28,433 |
| RECAPITULATION (INCLUDES CLASS II AND III RAILROADS) |                             |      |      |      |      |        |                 |      |      |       |      |        |
| Class I Railroads.....                               | 20,616                      | 370  | 116  | 218  | 57   | 21,377 | 24,749          | 380  | 298  | 2,354 | 652  | 28,433 |
| Class II Railroads.....                              | 663                         | 3    | 5    | 20   | ---  | 691    | 782             | 3    | 101  | 71    | 7    | 964    |
| Class III Railroads.....                             | 3,838                       | 32   | 153  | 160  | 22   | 4,205  | 4,291           | 36   | 258  | 247   | 75   | 4,907  |
| Total All Railroads.....                             | 25,117                      | 405  | 274  | 398  | 79   | 26,273 | 29,822          | 419  | 657  | 2,672 | 734  | 34,304 |

EOD = Employee on duty  
 ENOD = Employee not on duty  
 PSGR = Passenger on train  
 NONT = Nontrespasser  
 TRES = Trespasser



**TABLE 40. INJURIES TO EMPLOYEES ON DUTY BY TYPE OF INJURY AND RAILROAD**

| Railroad  | .....Amputations..... |        |              |     |               | .....Fractures..... |              |        |              |     |               |       |
|---|-----------------------|--------|--------------|-----|---------------|---------------------|--------------|--------|--------------|-----|---------------|-------|
|   | Arm/<br>Hand          | Finger | Leg/<br>Foot | Toe | Other<br>Part | Total               | Arm/<br>Hand | Finger | Leg/<br>Foot | Toe | Other<br>Part | Total |
| <b>CLASS I RAILROADS</b>                                    |                       |        |              |     |               |                     |              |        |              |     |               |       |
| Alabama Great Southern Railroad Co....                      | ---                   | ---    | ---          | --- | ---           | ---                 | ---          | ---    | ---          | --- | ---           | ---   |
| Amtrak (National RR Passenger Corp)...                      | ---                   | ---    | ---          | --- | ---           | ---                 | 17           | 34     | 19           | 18  | 10            | 98    |
| Atchison, Topeka And Santa Fe Rwy Co..                      | 1                     | 3      | 1            | --- | ---           | 5                   | 13           | 51     | 37           | 11  | 22            | 134   |
| Boston And Maine Corporation.....                           | ---                   | 1      | ---          | --- | ---           | 1                   | 1            | 5      | 8            | 2   | ---           | 16    |
| Burlington Northern Incorporated.....                       | 1                     | 7      | 3            | 1   | ---           | 12                  | 29           | 74     | 53           | 36  | 32            | 224   |
| Central Of Georgia Railroad Company...                      | ---                   | ---    | ---          | --- | ---           | ---                 | ---          | ---    | 1            | --- | 2             | 3     |
| Chessie System Railroads.....                               | ---                   | 5      | 1            | --- | ---           | 6                   | 31           | 69     | 36           | 23  | 31            | 190   |
| Chicago And North Western.....                              | ---                   | 2      | ---          | 1   | ---           | 3                   | 12           | 26     | 10           | 6   | 17            | 71    |
| Chicago, Milw, St. Paul And Pacific...                      | ---                   | 1      | ---          | 1   | ---           | 2                   | 6            | 9      | 9            | 4   | 10            | 38    |
| Cincinnati, New Orleans And TX Pac Co.                      | ---                   | ---    | ---          | 1   | ---           | 1                   | 1            | 3      | ---          | --- | ---           | 4     |
| Consolidated Rail Corporation.....                          | ---                   | 8      | 2            | 1   | ---           | 11                  | 35           | 100    | 56           | 40  | 53            | 284   |
| Delaware And Hudson Railway.....                            | 1                     | ---    | ---          | --- | ---           | 1                   | 1            | 7      | 2            | 3   | 1             | 14    |
| Denver And Rio Grande Western RR Co..                       | ---                   | ---    | ---          | --- | ---           | ---                 | 2            | 3      | 6            | 2   | 2             | 15    |
| Elgin, Joliet And Eastern Railway Co..                      | ---                   | ---    | ---          | --- | ---           | ---                 | ---          | 3      | ---          | 1   | 2             | 6     |
| Florida East Coast Railway Co.....                          | ---                   | 1      | ---          | --- | ---           | 1                   | 2            | 2      | ---          | --- | ---           | 4     |
| Grand Trunk Western Railroad Co.....                        | ---                   | ---    | ---          | --- | ---           | ---                 | 3            | 7      | 8            | 5   | 2             | 25    |
| Illinois Central Gulf Railroad Co.....                      | ---                   | 1      | ---          | --- | ---           | 1                   | 12           | 22     | 19           | 5   | 7             | 65    |
| Kansas City Southern Railway Co.....                        | ---                   | ---    | ---          | --- | ---           | ---                 | 1            | 1      | 1            | --- | 1             | 4     |
| Louisiana And Arkansas Rwy Company....                      | ---                   | ---    | ---          | --- | ---           | ---                 | 1            | ---    | 1            | --- | 1             | 3     |
| Missouri Pacific Railroad Co.....                           | ---                   | ---    | 1            | --- | ---           | 1                   | 19           | 35     | 28           | 24  | 25            | 131   |
| Missouri-Kansas-Texas Railroad Co....                       | ---                   | 1      | ---          | 2   | ---           | 3                   | 2            | 7      | 2            | --- | 2             | 13    |
| Norfolk And Western Railway Co.....                         | 1                     | 2      | 2            | --- | ---           | 5                   | 12           | 26     | 15           | 13  | 16            | 82    |
| Seaboard System Railroad.....                               | ---                   | 3      | 2            | --- | ---           | 5                   | 36           | 67     | 28           | 21  | 36            | 188   |
| Soo Line Railroad Company.....                              | ---                   | ---    | ---          | --- | ---           | ---                 | 5            | 5      | 6            | 2   | 4             | 22    |
| Southern Pacific Transportation Co....                      | ---                   | 1      | 1            | --- | ---           | 2                   | 26           | 47     | 31           | 16  | 17            | 137   |
| Southern Railway Company.....                               | ---                   | 1      | ---          | --- | ---           | 1                   | 10           | 23     | 13           | 6   | 9             | 61    |
| St. Louis Southwestern Railway Co.....                      | ---                   | ---    | 1            | --- | ---           | 1                   | 3            | 6      | 3            | 4   | 3             | 19    |
| Union Pacific Railroad Co.....                              | ---                   | 4      | 1            | --- | ---           | 5                   | 22           | 24     | 25           | 11  | 27            | 109   |
| Total Class I Railroads.....                                | 4                     | 41     | 15           | 7   | ---           | 67                  | 302          | 656    | 417          | 253 | 332           | 1,960 |
| <b>RECAPITULATION (INCLUDES CLASS II AND III RAILROADS)</b> |                       |        |              |     |               |                     |              |        |              |     |               |       |
| Class I Railroads.....                                      | 4                     | 41     | 15           | 7   | ---           | 67                  | 302          | 656    | 417          | 253 | 332           | 1,960 |
| Class II Railroads.....                                     | ---                   | 4      | ---          | --- | ---           | 4                   | 9            | 12     | 9            | 7   | 8             | 45    |
| Class III Railroads.....                                    | 1                     | 7      | ---          | 1   | ---           | 9                   | 42           | 67     | 53           | 33  | 35            | 230   |
| Total All Railroads.....                                    | 5                     | 52     | 15           | 8   | ---           | 80                  | 353          | 735    | 479          | 293 | 375           | 2,235 |

TABLE 40. (CONTINUED)

| Railroad   | .....Other Injuries..... |                   |       |               |                |                   |                  |       |        | Total Injuries |
|--|--------------------------|-------------------|-------|---------------|----------------|-------------------|------------------|-------|--------|----------------|
|  | Bruise                   | Sprain/<br>Strain | Cut   | Elec.<br>Burn | Other<br>Burns | Disloc-<br>Cation | Object<br>In Eye | Other | Total  |                |
| CLASS I RAILROADS                                    |                          |                   |       |               |                |                   |                  |       |        |                |
| Alabama Great Southern Railroad Co....               | 2                        | 10                | 7     | ---           | 1              | ---               | ---              | 2     | 22     | 22             |
| Amtrak (National RR Passenger Corp)...               | 366                      | 728               | 236   | 11            | 24             | 12                | 67               | 106   | 1,550  | 1,648          |
| Atchison, Topeka And Santa Fe Rwy Co..               | 225                      | 510               | 212   | 3             | 22             | 8                 | 65               | 81    | 1,126  | 1,265          |
| Boston And Maine Corporation.....                    | 19                       | 56                | 34    | 1             | 2              | 1                 | 16               | 19    | 148    | 165            |
| Burlington Northern Incorporated.....                | 297                      | 1,002             | 326   | 3             | 21             | 10                | 108              | 73    | 1,840  | 2,076          |
| Central Of Georgia Railroad Company...               | 21                       | 25                | 3     | ---           | ---            | ---               | ---              | 2     | 51     | 54             |
| Chessie System Railroads.....                        | 337                      | 1,014             | 255   | 5             | 39             | 12                | 99               | 158   | 1,919  | 2,115          |
| Chicago And North Western.....                       | 96                       | 307               | 101   | 1             | 16             | 4                 | 49               | 49    | 623    | 697            |
| Chicago, Milw, St. Paul And Pacific...               | 84                       | 221               | 54    | ---           | 1              | ---               | 10               | 17    | 387    | 427            |
| Cincinnati, New Orleans And TX Pac Co.               | 7                        | 21                | 10    | ---           | ---            | 1                 | ---              | 4     | 43     | 48             |
| Consolidated Rail Corporation.....                   | 530                      | 1,370             | 350   | 8             | 45             | 10                | 160              | 169   | 2,642  | 2,937          |
| Delaware And Hudson Railway.....                     | 30                       | 79                | 20    | ---           | 2              | ---               | 14               | 15    | 160    | 175            |
| Denver And Rio Grande Western RR Co...               | 18                       | 31                | 13    | ---           | 1              | 2                 | 4                | 7     | 76     | 91             |
| Elgin, Joliet And Eastern Railway Co..               | 21                       | 37                | 11    | 1             | 2              | ---               | 23               | 2     | 97     | 103            |
| Florida East Coast Railway Co.....                   | 2                        | 6                 | 4     | ---           | ---            | ---               | ---              | ---   | 12     | 17             |
| Grand Trunk Western Railroad Co.....                 | 117                      | 369               | 70    | 2             | 14             | 5                 | 55               | 46    | 678    | 703            |
| Illinois Central Gulf Railroad Co.....               | 233                      | 410               | 85    | 6             | 18             | 2                 | 58               | 52    | 864    | 930            |
| Kansas City Southern Railway Co.....                 | 30                       | 56                | 9     | 2             | ---            | 5                 | 6                | 4     | 112    | 116            |
| Louisiana And Arkansas Rwy Company....               | 12                       | 17                | 6     | ---           | 1              | 3                 | 11               | ---   | 50     | 53             |
| Missouri Pacific Railroad Co.....                    | 366                      | 872               | 168   | 2             | 19             | 17                | 128              | 141   | 1,713  | 1,845          |
| Missouri-Kansas-Texas Railroad Co.....               | 12                       | 33                | 28    | ---           | ---            | 2                 | 12               | 9     | 96     | 112            |
| Norfolk And Western Railway Co.....                  | 270                      | 431               | 217   | 5             | 24             | 2                 | 95               | 157   | 1,201  | 1,288          |
| Seaboard System Railroad.....                        | 593                      | 1,427             | 335   | 12            | 32             | 13                | 143              | 176   | 2,731  | 2,924          |
| Soo Line Railroad Company.....                       | 38                       | 141               | 30    | ---           | 3              | 2                 | 14               | 28    | 256    | 278            |
| Southern Pacific Transportation Co....               | 329                      | 770               | 184   | 7             | 25             | 7                 | 77               | 63    | 1,462  | 1,601          |
| Southern Railway Company.....                        | 215                      | 422               | 226   | 6             | 30             | 2                 | 3                | 36    | 940    | 1,002          |
| St. Louis Southwestern Railway Co.....               | 45                       | 111               | 25    | 1             | 5              | 2                 | 5                | 7     | 201    | 221            |
| Union Pacific Railroad Co.....                       | 246                      | 754               | 214   | 2             | 19             | 12                | 62               | 78    | 1,387  | 1,501          |
| Total Class I Railroads.....                         | 4,561                    | 11,230            | 3,233 | 78            | 366            | 134               | 1,284            | 1,501 | 22,387 | 24,414         |
| RECAPITULATION (INCLUDES CLASS II AND III RAILROADS) |                          |                   |       |               |                |                   |                  |       |        |                |
| Class I Railroads.....                               | 4,561                    | 11,230            | 3,233 | 78            | 366            | 134               | 1,284            | 1,501 | 22,387 | 24,414         |
| Class II Railroads.....                              | 142                      | 348               | 82    | 1             | 12             | 1                 | 83               | 48    | 717    | 766            |
| Class III Railroads.....                             | 946                      | 1,570             | 561   | 62            | 95             | 23                | 402              | 280   | 3,939  | 4,178          |
| Total All Railroads.....                             | 5,649                    | 13,148            | 3,876 | 141           | 473            | 158               | 1,769            | 1,829 | 27,043 | 29,358         |

**TABLE 41. CASUALTIES IN TRAIN ACCIDENTS BY RAILROAD**

| Railroad  | ..Collisions.. |         | ..Derailments.. |         | .....Other..... |         | .....Total..... |         | Rate* | Train Miles |
|---|----------------|---------|-----------------|---------|-----------------|---------|-----------------|---------|-------|-------------|
|   | Killed         | Injured | Killed          | Injured | Killed          | Injured | Killed          | Injured |       |             |
| <b>CLASS I RAILROADS</b>                                    |                |         |                 |         |                 |         |                 |         |       |             |
| Alabama Great Southern Railroad Co.....                     | ---            | ---     | ---             | ---     | ---             | ---     | ---             | ---     | 0.00  | 2,169,016   |
| Amtrak (National RR Passenger Corp)....                     | ---            | 13      | ---             | 101     | ---             | 22      | ---             | 136     | 4.68  | 29,030,776  |
| Atchison, Topeka And Santa Fe Rwy Co...                     | ---            | 7       | ---             | 1       | 1               | 8       | 1               | 16      | 0.39  | 42,715,372  |
| Boston And Maine Corporation.....                           | ---            | ---     | ---             | ---     | ---             | ---     | ---             | ---     | 0.00  | 3,751,782   |
| Burlington Northern Incorporated.....                       | 5              | ---     | 1               | 18      | 9               | 36      | 15              | 54      | 0.87  | 78,554,319  |
| Central Of Georgia Railroad Company....                     | ---            | ---     | ---             | ---     | 1               | 6       | 1               | 6       | 2.44  | 2,860,972   |
| Chessie System Railroads.....                               | ---            | 3       | 1               | 16      | 1               | 6       | 2               | 25      | 0.88  | 30,404,327  |
| Chicago And North Western.....                              | ---            | 1       | ---             | 2       | 1               | 1       | 1               | 4       | 0.29  | 17,112,207  |
| Chicago, Milw, St. Paul And Pacific....                     | ---            | 3       | ---             | ---     | ---             | 2       | ---             | 5       | 0.61  | 8,169,129   |
| Cincinnati, New Orleans And TX Pac Co..                     | ---            | ---     | ---             | ---     | ---             | ---     | ---             | ---     | 0.00  | 3,201,087   |
| Consolidated Rail Corporation.....                          | ---            | 5       | ---             | 2       | 2               | 7       | 2               | 14      | 0.36  | 44,224,541  |
| Delaware And Hudson Railway.....                            | ---            | 2       | ---             | ---     | ---             | 1       | ---             | 3       | 1.05  | 2,852,587   |
| Denver And Rio Grande Western RR Co....                     | ---            | ---     | ---             | 1       | ---             | 1       | ---             | 2       | 0.32  | 6,189,915   |
| Elgin, Joliet And Eastern Railway Co...                     | ---            | ---     | ---             | ---     | ---             | ---     | ---             | ---     | 0.00  | 1,336,932   |
| Florida East Coast Railway Co.....                          | ---            | ---     | ---             | ---     | ---             | ---     | ---             | ---     | 0.00  | 3,353,104   |
| Grand Trunk Western Railroad Co.....                        | ---            | 1       | ---             | 1       | 1               | 2       | 1               | 4       | 0.84  | 5,923,334   |
| Illinois Central Gulf Railroad Co.....                      | ---            | 1       | ---             | 1       | ---             | 8       | ---             | 10      | 0.60  | 16,540,090  |
| Kansas City Southern Railway Co.....                        | ---            | ---     | ---             | ---     | ---             | 2       | ---             | 2       | 0.33  | 5,923,488   |
| Louisiana And Arkansas Rwy Company.....                     | ---            | 1       | ---             | ---     | ---             | ---     | ---             | 1       | 0.39  | 2,540,697   |
| Missouri Pacific Railroad Co.....                           | ---            | 1       | ---             | 8       | ---             | 20      | ---             | 29      | 0.95  | 30,488,783  |
| Missouri-Kansas-Texas Railroad Co.....                      | ---            | ---     | ---             | 1       | ---             | 1       | ---             | 2       | 0.44  | 4,512,230   |
| Norfolk And Western Railway Co.....                         | ---            | 18      | ---             | 6       | 2               | 24      | 2               | 48      | 2.49  | 20,041,722  |
| Seaboard System Railroad.....                               | ---            | 19      | ---             | 16      | 6               | 12      | 6               | 47      | 1.02  | 51,692,979  |
| Soo Line Railroad Company.....                              | ---            | ---     | ---             | 1       | ---             | 3       | ---             | 4       | 0.90  | 4,427,170   |
| Southern Pacific Transportation Co.....                     | 1              | 3       | ---             | 4       | 13              | 8       | 14              | 15      | 0.95  | 30,451,478  |
| Southern Railway Company.....                               | ---            | 1       | ---             | ---     | 2               | 2       | 2               | 3       | 0.25  | 19,973,763  |
| St. Louis Southwestern Railway Co.....                      | ---            | 1       | ---             | 3       | ---             | 6       | ---             | 10      | 1.62  | 6,142,298   |
| Union Pacific Railroad Co.....                              | ---            | 2       | ---             | 9       | 2               | 5       | 2               | 16      | 0.53  | 33,859,830  |
| Total Class I Railroads.....                                | 6              | 82      | 2               | 191     | 41              | 183     | 49              | 456     | 0.99  | 508,443,928 |
| <b>RECAPITULATION (INCLUDES CLASS II AND III RAILROADS)</b> |                |         |                 |         |                 |         |                 |         |       |             |
| Class I Railroads.....                                      | 6              | 82      | 2               | 191     | 41              | 183     | 49              | 456     | 0.99  | 508,443,928 |
| Class II Railroads.....                                     | ---            | 99      | ---             | 1       | 2               | 1       | 2               | 101     | 8.81  | 11,680,113  |
| Class III Railroads.....                                    | ---            | 42      | ---             | 5       | 1               | 43      | 1               | 90      | 1.79  | 50,786,585  |
| Total All Railroads.....                                    | 6              | 223     | 2               | 197     | 44              | 227     | 52              | 647     | 1.22  | 570,910,626 |

NOTE: Injured columns include nonfatal occupational illnesses.  
Rate is frequency per 1,000,000 train miles.

**TABLE 42. CASUALTIES TO EMPLOYEES ON DUTY BY JOB CATEGORY AND RAILROAD**

| Railroad   | I. Exec Office Staff<br>II. Prof, Clerical, General |         |         | III. Maintenance of Way<br>and Structures |         |         | IV. Maintenance of<br>Equipment and Stores |         |         |
|--|---|---------|---------|---|---------|---------|--|---------|---------|
|  | Killed  | Injured | Illness | Killed                                    | Injured | Illness | Killed                                     | Injured | Illness |
| CLASS I RAILROADS                                    |   |         |         |   |         |         |  |         |         |
| Alabama Great Southern Railroad Co.....              | ---   | ---     | ---     | ---                                       | 8       | ---     | ---  | 1       | ---     |
| Amtrak (National RR Passenger Corp)....              | ---   | 123     | 2       | ---                                       | 516     | 8       | ---  | 570     | 4       |
| Atchison, Topeka And Santa Fe Rwy Co...              | 1   | 34      | ---     | 1   | 479     | 11      | ---  | 338     | 1       |
| Boston And Maine Corporation.....                    | ---   | 5       | ---     | ---                                       | 64      | ---     | ---  | 58      | ---     |
| Burlington Northern Incorporated.....                | ---   | 73      | 1       | ---                                       | 732     | 2       | ---  | 410     | 6       |
| Central Of Georgia Railroad Company....              | ---   | 4       | ---     | ---                                       | 7       | ---     | ---  | 1       | ---     |
| Chessie System Railroads.....                        | ---   | 93      | ---     | ---                                       | 644     | 4       | ---  | 424     | 6       |
| Chicago And North Western.....                       | ---   | 36      | ---     | 2   | 207     | ---     | ---  | 190     | ---     |
| Chicago, Milw, St. Paul And Pacific....              | ---   | 10      | ---     | ---                                       | 158     | ---     | ---  | 74      | ---     |
| Cincinnati, New Orleans And TX Pac Co..              | ---   | 3       | ---     | ---                                       | 6       | ---     | ---  | 15      | ---     |
| Consolidated Rail Corporation.....                   | ---   | 165     | ---     | 3   | 948     | 20      | 1  | 697     | 7       |
| Delaware And Hudson Railway.....                     | ---   | 2       | ---     | ---                                       | 79      | 2       | ---  | 29      | 1       |
| Denver And Rio Grande Western RR Co...               | ---   | 3       | ---     | ---                                       | 37      | ---     | ---  | 12      | ---     |
| Elgin, Joliet And Eastern Railway Co...              | ---   | 18      | ---     | ---                                       | 20      | ---     | ---  | 18      | ---     |
| Florida East Coast Railway Co.....                   | ---   | 2       | ---     | ---                                       | 9       | ---     | ---  | 3       | ---     |
| Grand Trunk Western Railroad Co.....                 | ---   | 35      | ---     | ---                                       | 89      | ---     | ---  | 206     | ---     |
| Illinois Central Gulf Railroad Co.....               | ---   | 43      | 1       | ---                                       | 259     | 5       | ---  | 260     | ---     |
| Kansas City Southern Railway Co.....                 | ---   | 2       | ---     | ---                                       | 43      | ---     | 1  | 24      | ---     |
| Louisiana And Arkansas Rwy Company....               | ---   | 2       | ---     | ---                                       | 5       | ---     | ---  | 8       | ---     |
| Missouri Pacific Railroad Co.....                    | ---   | 5       | ---     | 4   | 775     | ---     | ---  | 310     | ---     |
| Missouri-Kansas-Texas Railroad Co.....               | ---   | ---     | ---     | ---                                       | 44      | ---     | ---  | 23      | ---     |
| Norfolk And Western Railway Co.....                  | ---   | 53      | ---     | 1   | 518     | 4       | ---  | 352     | 3       |
| Seaboard System Railroad.....                        | 2   | 76      | ---     | 2   | 1,113   | 32      | 1  | 473     | 11      |
| Soo Line Railroad Company.....                       | ---   | 3       | ---     | ---                                       | 82      | 4       | ---  | 67      | 4       |
| Southern Pacific Transportation Co.....              | ---   | 175     | 4       | 1   | 495     | 21      | 2  | 373     | 12      |
| Southern Railway Company.....                        | ---   | 46      | 1       | ---                                       | 250     | 2       | ---  | 397     | 1       |
| St. Louis Southwestern Railway Co.....               | ---   | 16      | ---     | ---                                       | 92      | 1       | ---  | 38      | ---     |
| Union Pacific Railroad Co.....                       | ---   | 97      | 3       | 1   | 617     | 5       | ---  | 221     | 4       |
| Total Class I Railroads.....                         | 3   | 1,124   | 12      | 15  | 8,296   | 121     | 5  | 5,592   | 60      |
| RECAPITULATION (INCLUDES CLASS II AND III RAILROADS) |   |         |         |   |         |         |  |         |         |
| Class I Railroads.....                               | 3   | 1,124   | 12      | 15  | 8,296   | 121     | 5  | 5,592   | 60      |
| Class II Railroads.....                              | ---   | 21      | 1       | ---                                       | 244     | 4       | ---  | 265     | 5       |
| Class III Railroads.....                             | ---   | 264     | 10      | 1   | 1,395   | 46      | ---  | 1,188   | 32      |
| Total All Railroads.....                             | 3   | 1,409   | 23      | 16  | 9,935   | 171     | 5  | 7,045   | 97      |

**TABLE 42. (CONTINUED)**

| Railroad  | V. Transportation<br>Not train, engine |         |         | VI Transportation<br>Train and Engine |         |         |
|---|--|---------|---------|---------------------------------------|---------|---------|
|   | Killed                                 | Injured | Illness | Killed                                | Injured | Illness |
| <b>CLASS I RAILROADS</b>                                    |  |         |         |                                       |         |         |
| Alabama Great Southern Railroad Co.....                     | ---                                    | ---     | ---     | ---                                   | 13      | ---     |
| Amtrak (National RR Passenger Corp)....                     | 1                                      | 354     | 4       | 1                                     | 85      | 1       |
| Atchison, Topeka And Santa Fe Rwy Co...                     | ---                                    | 10      | 1       | 2                                     | 404     | 3       |
| Boston And Maine Corporation.....                           | ---                                    | 1       | ---     | ---                                   | 37      | 3       |
| Burlington Northern Incorporated.....                       | ---                                    | 26      | ---     | 6                                     | 835     | 18      |
| Central Of Georgia Railroad Company....                     | ---                                    | 1       | ---     | ---                                   | 41      | ---     |
| Chessie System Railroads.....                               | ---                                    | 67      | ---     | 5                                     | 887     | 8       |
| Chicago And North Western.....                              | ---                                    | 23      | ---     | ---                                   | 241     | 1       |
| Chicago, Milw, St. Paul And Pacific....                     | ---                                    | 17      | ---     | ---                                   | 168     | ---     |
| Cincinnati, New Orleans And TX Pac Co..                     | ---                                    | ---     | ---     | ---                                   | 24      | 3       |
| Consolidated Rail Corporation.....                          | ---                                    | 87      | ---     | ---                                   | 1,040   | 26      |
| Delaware And Hudson Railway.....                            | ---                                    | 2       | ---     | ---                                   | 63      | 2       |
| Denver And Rio Grande Western RR Co....                     | ---                                    | 2       | ---     | ---                                   | 37      | ---     |
| Elgin, Joliet And Eastern Railway Co...                     | ---                                    | ---     | ---     | ---                                   | 47      | ---     |
| Florida East Coast Railway Co.....                          | ---                                    | ---     | ---     | ---                                   | 3       | ---     |
| Grand Trunk Western Railroad Co.....                        | ---                                    | 26      | ---     | ---                                   | 347     | ---     |
| Illinois Central Gulf Railroad Co.....                      | ---                                    | 7       | ---     | ---                                   | 361     | 6       |
| Kansas City Southern Railway Co.....                        | ---                                    | 1       | ---     | ---                                   | 46      | 5       |
| Louisiana And Arkansas Rwy Company.....                     | ---                                    | ---     | ---     | ---                                   | 38      | ---     |
| Missouri Pacific Railroad Co.....                           | ---                                    | 22      | ---     | 3                                     | 733     | ---     |
| Missouri-Kansas-Texas Railroad Co.....                      | ---                                    | 5       | ---     | ---                                   | 40      | ---     |
| Norfolk And Western Railway Co.....                         | ---                                    | 14      | ---     | 1                                     | 351     | 19      |
| Seaboard System Railroad.....                               | ---                                    | 39      | ---     | ---                                   | 1,223   | 4       |
| Soo Line Railroad Company.....                              | ---                                    | 9       | ---     | ---                                   | 117     | 2       |
| Southern Pacific Transportation Co.....                     | ---                                    | 20      | ---     | 1                                     | 538     | 15      |
| Southern Railway Company.....                               | ---                                    | 9       | 1       | ---                                   | 300     | 5       |
| St. Louis Southwestern Railway Co.....                      | ---                                    | ---     | ---     | ---                                   | 75      | 1       |
| Union Pacific Railroad Co.....                              | ---                                    | 13      | ---     | ---                                   | 553     | 14      |
| Total Class I Railroads.....                                | 1                                      | 755     | 6       | 19                                    | 8,647   | 136     |
| <b>RECAPITULATION (INCLUDES CLASS II AND III RAILROADS)</b> |  |         |         |                                       |         |         |
| Class I Railroads.....                                      | 1                                      | 755     | 6       | 19                                    | 8,647   | 136     |
| Class II Railroads.....                                     | ---                                    | 14      | ---     | ---                                   | 222     | 6       |
| Class III Railroads.....                                    | ---                                    | 118     | 3       | 2                                     | 1,213   | 22      |
| Total All Railroads.....                                    | 1                                      | 887     | 9       | 21                                    | 10,082  | 164     |

**TABLE 43. CASUALTY RATES FOR EMPLOYEES ON DUTY  
BY RAILROAD**

| Railroad                               | Fatalities |      | Injuries |       | Illnesses |      | ...Total... |       | Employee<br>Manhours |
|--|------------|------|----------|-------|-----------|------|-------------|-------|----------------------|
|  | #          | Rate | #        | Rate  | #         | Rate | #           | Rate  |                      |
| Alabama Great Southern Railroad Co.... | ---        | 0.00 | 22       | 7.19  | ---       | 0.00 | 22          | 7.19  | 611,582              |
| Amtrak (National RR Passenger Corp)... | 2          | 0.01 | 1,648    | 8.68  | 19        | 0.10 | 1,669       | 8.79  | 37,960,426           |
| Atchison, Topeka And Santa Fe Rwy Co.. | 4          | 0.02 | 1,265    | 5.57  | 16        | 0.07 | 1,285       | 5.66  | 45,433,594           |
| Boston And Maine Corporation.....      | ---        | 0.00 | 165      | 6.55  | 3         | 0.12 | 168         | 6.67  | 5,038,397            |
| Burlington Northern Incorporated.....  | 6          | 0.02 | 2,076    | 5.83  | 27        | 0.08 | 2,109       | 5.92  | 71,236,673           |
| Central Of Georgia Railroad Company... | ---        | 0.00 | 54       | 6.67  | ---       | 0.00 | 54          | 6.66  | 1,620,756            |
| Chessie System Railroads.....          | 5          | 0.02 | 2,115    | 8.48  | 18        | 0.07 | 2,138       | 8.57  | 49,869,300           |
| Chicago And North Western.....         | 2          | 0.02 | 697      | 6.48  | 1         | 0.01 | 700         | 6.51  | 21,509,764           |
| Chicago, Milw, St. Paul And Pacific... | ---        | 0.00 | 427      | 9.80  | ---       | 0.00 | 427         | 9.80  | 8,710,238            |
| Cincinnati, New Orleans And TX Pac Co. | ---        | 0.00 | 48       | 7.16  | 3         | 0.45 | 51          | 7.61  | 1,340,845            |
| Consolidated Rail Corporation.....     | 4          | 0.01 | 2,937    | 8.49  | 53        | 0.15 | 2,994       | 8.65  | 69,200,788           |
| Delaware And Hudson Railway.....       | ---        | 0.00 | 175      | 12.03 | 5         | 0.34 | 180         | 12.37 | 2,909,939            |
| Denver And Rio Grande Western RR Co... | ---        | 0.00 | 91       | 3.30  | ---       | 0.00 | 91          | 3.30  | 5,522,393            |
| Elgin, Joliet And Eastern Railway Co.. | ---        | 0.00 | 103      | 7.79  | ---       | 0.00 | 103         | 7.79  | 2,645,861            |
| Florida East Coast Railway Co.....     | ---        | 0.00 | 17       | 1.53  | ---       | 0.00 | 17          | 1.53  | 2,227,259            |
| Grand Trunk Western Railroad Co.....   | ---        | 0.00 | 703      | 17.06 | ---       | 0.00 | 703         | 17.06 | 8,240,660            |
| Illinois Central Gulf Railroad Co..... | ---        | 0.00 | 930      | 9.58  | 12        | 0.12 | 942         | 9.71  | 19,408,294           |
| Kansas City Southern Railway Co.....   | 1          | 0.08 | 116      | 9.10  | 5         | 0.39 | 122         | 9.57  | 2,550,581            |
| Louisiana And Arkansas Rwy Company...  | ---        | 0.00 | 53       | 4.77  | ---       | 0.00 | 53          | 4.78  | 2,219,340            |
| Missouri Pacific Railroad Co.....      | 7          | 0.04 | 1,845    | 11.32 | ---       | 0.00 | 1,852       | 11.36 | 32,598,322           |
| Missouri-Kansas-Texas Railroad Co..... | ---        | 0.00 | 112      | 4.49  | ---       | 0.00 | 112         | 4.49  | 4,990,789            |
| Norfolk And Western Railway Co.....    | 2          | 0.01 | 1,288    | 7.52  | 26        | 0.15 | 1,316       | 7.68  | 34,260,515           |
| Seaboard System Railroad.....          | 5          | 0.02 | 2,924    | 10.97 | 47        | 0.18 | 2,976       | 11.17 | 53,289,667           |
| Soo Line Railroad Company.....         | ---        | 0.00 | 278      | 9.03  | 10        | 0.32 | 288         | 9.35  | 6,159,493            |
| Southern Pacific Transportation Co.... | 4          | 0.02 | 1,601    | 6.59  | 52        | 0.21 | 1,657       | 6.82  | 48,568,415           |
| Southern Railway Company.....          | ---        | 0.00 | 1,002    | 7.06  | 10        | 0.07 | 1,012       | 7.13  | 28,387,723           |
| St. Louis Southwestern Railway Co..... | ---        | 0.00 | 221      | 6.57  | 2         | 0.06 | 223         | 6.62  | 6,732,610            |
| Union Pacific Railroad Co.....         | 1          | 0.01 | 1,501    | 7.56  | 26        | 0.13 | 1,528       | 7.70  | 39,684,782           |
| Total Class I Railroads.....           | 43         | 0.01 | 24,414   | 7.97  | 335       | 0.11 | 24,792      | 8.09  | 612,929,006          |
| Class I Railroads.....                 | 43         | 0.01 | 24,414   | 7.97  | 335       | 0.11 | 24,792      | 8.09  | 612,929,006          |
| Class II Railroads.....                | ---        | 0.00 | 766      | 10.59 | 16        | 0.22 | 782         | 10.81 | 14,469,043           |
| Class III Railroads.....               | 3          | 0.01 | 4,178    | 12.02 | 113       | 0.33 | 4,294       | 12.35 | 69,513,080           |
| Total All Railroads.....               | 46         | 0.01 | 29,358   | 8.43  | 464       | 0.13 | 29,868      | 8.57  | 696,911,129          |

"Rate" is the frequency per 200,000 manhours

**TABLE 44. SUMMARY OF NONFATAL INJURIES TO EMPLOYEES ON DUTY BY RAILROAD**

| Railroad   | Total Cases | Cases With Days Away From Work Or Days Of Restriction |                |                  |                     |                     | Other Cases |
|--|-------------|---|----------------|------------------|---------------------|---------------------|-------------|
|  |             | Total Cases   | Lost Day Cases | Restricted Cases | Days Away From Work | Days Of Restriction |             |
| <b>CLASS I RAILROADS</b>                             |             |   |                |                  |                     |                     |             |
| Alabama Great Southern Railroad Co.....              | 22          | 2   | 1              | 1                | 30                  | 2                   | 20          |
| Amtrak (National RR Passenger Corp).....             | 1,648       | 1,283   | 1,048          | 235              | 11,749              | 1,916               | 365         |
| Atchison, Topeka And Santa Fe Rwy Co.....            | 1,265       | 801   | 557            | 244              | 8,581               | 4,603               | 464         |
| Boston And Maine Corporation.....                    | 165         | 101   | 58             | 43               | 1,486               | 433                 | 64          |
| Burlington Northern Incorporated.....                | 2,076       | 1,323   | 1,301          | 22               | 13,569              | 230                 | 753         |
| Central Of Georgia Railroad Company.....             | 54          | 25  | 21             | 4                | 587                 | 73                  | 29          |
| Chessie System Railroads.....                        | 2,115       | 1,522   | 1,307          | 215              | 19,505              | 2,599               | 593         |
| Chicago And North Western.....                       | 697         | 497   | 382            | 115              | 5,929               | 1,182               | 200         |
| Chicago, Milw, St. Paul And Pacific.....             | 427         | 356   | 337            | 19               | 5,915               | 410                 | 71          |
| Cincinnati, New Orleans And TX Pac Co.....           | 48          | 18  | 8              | 10               | 242                 | 83                  | 30          |
| Consolidated Rail Corporation.....                   | 2,937       | 2,246   | 435            | 1,811            | 19,132              | 31,036              | 691         |
| Delaware And Hudson Railway.....                     | 175         | 127   | 73             | 54               | 2,350               | 512                 | 48          |
| Denver And Rio Grande Western RR Co.....             | 91          | 64  | 51             | 13               | 1,034               | 270                 | 27          |
| Elgin, Joliet And Eastern Railway Co.....            | 103         | 33  | 23             | 10               | 450                 | 141                 | 70          |
| Florida East Coast Railway Co.....                   | 17          | 11  | 1              | 10               | 4                   | 152                 | 6           |
| Grand Trunk Western Railroad Co.....                 | 703         | 508   | 174            | 334              | 7,708               | 6,921               | 195         |
| Illinois Central Gulf Railroad Co.....               | 930         | 614   | 218            | 396              | 4,978               | 7,055               | 316         |
| Kansas City Southern Railway Co.....                 | 116         | 96  | 96             | ---              | 2,040               | ---                 | 20          |
| Louisiana And Arkansas Rwy Company.....              | 53          | 37  | 37             | ---              | 870                 | ---                 | 16          |
| Missouri Pacific Railroad Co.....                    | 1,845       | 1,331   | 465            | 866              | 4,973               | 9,143               | 514         |
| Missouri-Kansas-Texas Railroad Co.....               | 112         | 72  | 72             | ---              | 1,468               | 5                   | 40          |
| Norfolk And Western Railway Co.....                  | 1,288       | 484   | 216            | 268              | 5,651               | 2,237               | 804         |
| Seaboard System Railroad.....                        | 2,924       | 2,444   | 717            | 1,727            | 7,822               | 16,466              | 480         |
| Soo Line Railroad Company.....                       | 278         | 215   | 201            | 14               | 4,467               | 268                 | 63          |
| Southern Pacific Transportation Co.....              | 1,601       | 1,085   | 447            | 638              | 9,257               | 7,563               | 516         |
| Southern Railway Company.....                        | 1,002       | 404   | 161            | 243              | 3,178               | 2,055               | 598         |
| St. Louis Southwestern Railway Co.....               | 221         | 155   | 41             | 114              | 1,012               | 1,006               | 66          |
| Union Pacific Railroad Co.....                       | 1,501       | 1,058   | 332            | 726              | 6,957               | 6,757               | 443         |
| Total Class I Railroads.....                         | 24,414      | 16,912  | 8,780          | 8,132            | 150,944             | 103,118             | 7,502       |
| <b>CLASS II RAILROADS</b>                            |             |   |                |                  |                     |                     |             |
| Bangor And Aroostook Railroad Co.....                | 35          | 24  | 24             | ---              | 364                 | ---                 | 11          |
| Bessemer And Lake Erie Railroad Co.....              | 45          | 17  | 11             | 6                | 186                 | 81                  | 28          |
| Canadian Pacific Lines In Maine.....                 | 5           | 1   | 1              | ---              | 72                  | ---                 | 4           |
| Carolina And Northwestern Rwy Company.....           | 1           | ---   | ---            | ---              | ---                 | ---                 | 1           |
| Central Vermont Railway Inc.....                     | 11          | 9   | 8              | 1                | 91                  | 71                  | 2           |
| Chicago And Illinois Midland Rwy Co.....             | 45          | 33  | 30             | 3                | 280                 | 8                   | 12          |
| Chicago South Shore And South Bend RR.....           | 33          | 28  | 28             | ---              | 206                 | ---                 | 5           |
| Duluth, Missabe And Iron Range Rwy Co.....           | 66          | 39  | 16             | 23               | 212                 | 185                 | 27          |
| Duluth, Winnipeg And Pacific Rwy Co.....             | 11          | 11  | 3              | 8                | 70                  | 65                  | ---         |
| Georgia Southern And Florida Railway.....            | 19          | 6   | 5              | 1                | 181                 | 29                  | 13          |
| Green Bay And Western Railroad.....                  | 26          | 26  | 26             | ---              | 756                 | ---                 | ---         |
| Maine Central Railroad Company.....                  | 77          | 61  | 42             | 19               | 564                 | 243                 | 16          |
| Michigan Interstate Railroad.....                    | ---         | ---   | ---            | ---              | ---                 | ---                 | ---         |
| Monongahela Railway.....                             | 18          | 17  | 17             | ---              | 173                 | ---                 | 1           |
| Northwestern Pacific Railroad.....                   | 3           | 2   | 1              | 1                | 4                   | 10                  | 1           |
| Oklahoma, Kansas Texas Railroad.....                 | 8           | 4   | 4              | ---              | 117                 | ---                 | 4           |
| Pittsburg And Lake Erie Railroad Co.....             | 80          | 22  | 19             | 3                | 397                 | 61                  | 58          |
| Richmond, Fredericksburg And Potomac.....            | 106         | 72  | 67             | 5                | 699                 | 42                  | 34          |
| Spokane International Railroad.....                  | 6           | 5   | 2              | 3                | 35                  | 41                  | 1           |
| Texas And Northern Railway Company.....              | 10          | 2   | ---            | 2                | ---                 | 14                  | 8           |
| Texas, Mexican Railway Company.....                  | 161         | 75  | 73             | 2                | 1,066               | 22                  | 86          |
| Total Class II Railroads.....                        | 766         | 454   | 377            | 77               | 5,473               | 872                 | 312         |
| <b>RECAPITULATION (INCLUDES CLASS III RAILROADS)</b> |             |   |                |                  |                     |                     |             |
| Class I Railroads.....                               | 24,414      | 16,912  | 8,780          | 8,132            | 150,944             | 103,118             | 7,502       |
| Class II Railroads.....                              | 766         | 454   | 377            | 77               | 5,473               | 872                 | 312         |
| Class III Railroads.....                             | 4,178       | 3,042   | 2,748          | 294              | 34,911              | 3,796               | 1,136       |
| Total All Railroads.....                             | 29,358      | 20,408  | 11,905         | 8,503            | 191,328             | 107,786             | 8,950       |

**TABLE 45. SUMMARY OF EMPLOYEE ON DUTY CASUALTIES BY REPORTABILITY CRITERIA AND RAILROAD**

| Railroad                                | Total Cases | Fatalities | Total Injuries | Injuries Reported For Following Reasons. |                     |             |                    |     | Occupational Illness |
|---|-------------|------------|----------------|--|---------------------|-------------|--------------------|-----|----------------------|
|   |             |            |                | Days Away From Work                      | Restricted Activity | Medi-cation | Medi cal Treatment |     |                      |
| CLASS I RAILROADS                       |             |            |                |  |                     |             |                    |     |                      |
| Alabama Great Southern Railroad Co..... | 22          | ---        | 22             | 1  | 1                   | 1           | 19                 | --- |                      |
| Amtrak (National RR Passenger Corp).... | 1,669       | 2          | 1,648          | 1,048                                    | 235                 | 94          | 271                | 19  |                      |
| Atchison, Topeka And Santa Fe Rwy Co... | 1,285       | 4          | 1,265          | 557                                      | 244                 | 180         | 284                | 16  |                      |
| Boston And Maine Corporation.....       | 168         | ---        | 165            | 58                                       | 43                  | 9           | 55                 | 3   |                      |
| Burlington Northern Incorporated.....   | 2,109       | 6          | 2,076          | 1,301                                    | 22                  | 251         | 502                | 27  |                      |
| Central Of Georgia Railroad Company.... | 54          | ---        | 54             | 21                                       | 4                   | 2           | 27                 | --- |                      |
| Chessie System Railroads.....           | 2,138       | 5          | 2,115          | 1,307                                    | 215                 | 88          | 505                | 18  |                      |
| Chicago And North Western.....          | 700         | 2          | 697            | 382                                      | 115                 | 95          | 105                | 1   |                      |
| Chicago, Milw, St. Paul And Pacific.... | 427         | ---        | 427            | 337                                      | 19                  | 40          | 31                 | --- |                      |
| Cincinnati, New Orleans And TX Pac Co.. | 51          | ---        | 48             | 8  | 10                  | 2           | 28                 | 3   |                      |
| Consolidated Rail Corporation.....      | 2,994       | 4          | 2,937          | 435                                      | 1,811               | 287         | 404                | 53  |                      |
| Delaware And Hudson Railway.....        | 180         | ---        | 175            | 73                                       | 54                  | 12          | 36                 | 5   |                      |
| Denver And Rio Grande Western RR Co.... | 91          | ---        | 91             | 51                                       | 13                  | 5           | 22                 | --- |                      |
| Elgin, Joliet And Eastern Railway Co... | 103         | ---        | 103            | 23                                       | 10                  | 67          | 3                  | --- |                      |
| Florida East Coast Railway Co.....      | 17          | ---        | 17             | 1  | 10                  | 1           | 5                  | --- |                      |
| Grand Trunk Western Railroad Co.....    | 703         | ---        | 703            | 174                                      | 334                 | 87          | 108                | --- |                      |
| Illinois Central Gulf Railroad Co.....  | 942         | ---        | 930            | 218                                      | 396                 | ---         | 316                | 12  |                      |
| Kansas City Southern Railway Co.....    | 122         | 1          | 116            | 96                                       | ---                 | ---         | 20                 | 5   |                      |
| Louisiana And Arkansas Rwy Company..... | 53          | ---        | 53             | 37                                       | ---                 | ---         | 16                 | --- |                      |
| Missouri Pacific Railroad Co.....       | 1,852       | 7          | 1,845          | 465                                      | 866                 | 264         | 250                | --- |                      |
| Missouri-Kansas-Texas Railroad Co.....  | 112         | ---        | 112            | 72                                       | ---                 | 12          | 28                 | --- |                      |
| Norfolk And Western Railway Co.....     | 1,316       | 2          | 1,288          | 216                                      | 268                 | 52          | 752                | 26  |                      |
| Seaboard System Railroad.....           | 2,976       | 5          | 2,924          | 717                                      | 1,727               | 203         | 277                | 47  |                      |
| Soo Line Railroad Company.....          | 288         | ---        | 278            | 201                                      | 14                  | 20          | 43                 | 10  |                      |
| Southern Pacific Transportation Co..... | 1,657       | 4          | 1,601          | 447                                      | 638                 | ---         | 516                | 52  |                      |
| Southern Railway Company.....           | 1,012       | ---        | 1,002          | 161                                      | 243                 | 42          | 556                | 10  |                      |
| St. Louis Southwestern Railway Co.....  | 223         | ---        | 221            | 41                                       | 114                 | ---         | 66                 | 2   |                      |
| Union Pacific Railroad Co.....          | 1,528       | 1          | 1,501          | 332                                      | 726                 | 168         | 275                | 26  |                      |
| Total Class I Railroads.....            | 24,792      | 43         | 24,414         | 8,780                                    | 8,132               | 1,982       | 5,520              | 335 |                      |
| RECAPITULATION                          |             |            |                |  |                     |             |                    |     |                      |
| Class I Railroads.....                  | 24,792      | 43         | 24,414         | 8,780                                    | 8,132               | 1,982       | 5,520              | 335 |                      |
| Class II Railroads.....                 | 782         | ---        | 766            | 377                                      | 77                  | 147         | 165                | 16  |                      |
| Class III Railroads.....                | 4,294       | 3          | 4,178          | 2,748                                    | 294                 | 248         | 888                | 113 |                      |
| Total All Railroads.....                | 29,868      | 46         | 29,358         | 11,905                                   | 8,503               | 2,377       | 6,573              | 464 |                      |

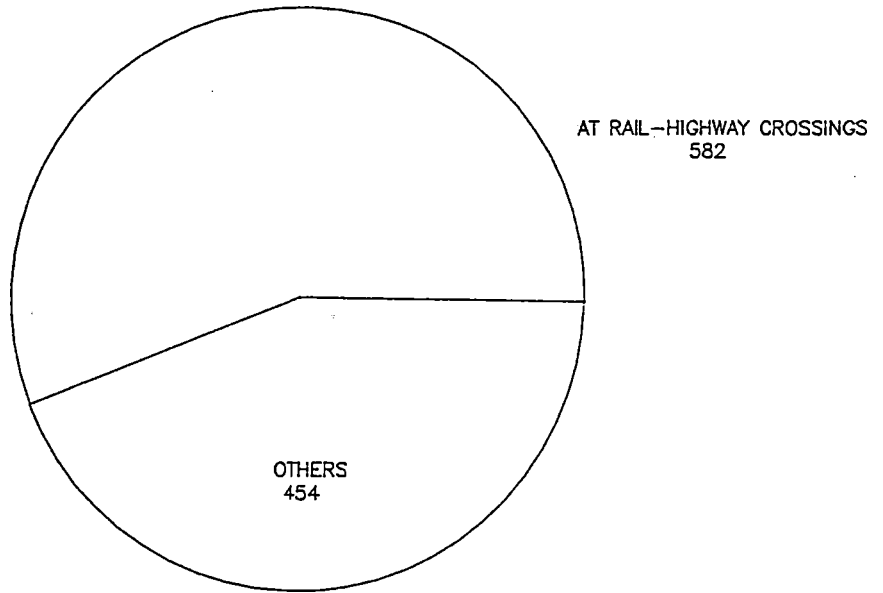


Next page is blank in original document

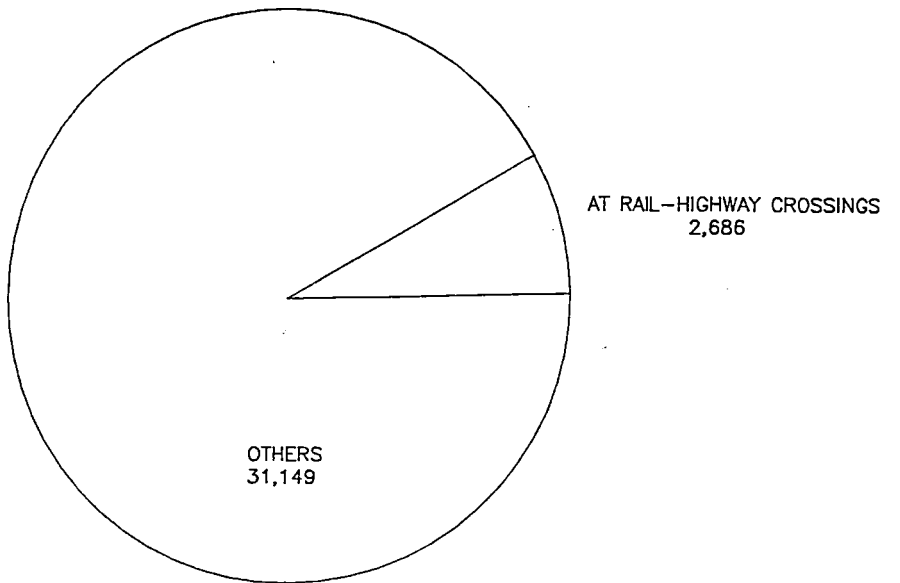


## 7. CASUALTIES: EMPLOYEES, TRESPASSERS, NONTRESPASSERS AND OTHERS

### SUMMARY OF CASUALTIES



**FIGURE 28. FATALITIES: RAIL-HIGHWAY CROSSINGS AND OTHER**



**FIGURE 29. INJURIES: RAIL-HIGHWAY CROSSINGS AND OTHER**

**TABLE 46. FATALITIES BY TYPE OF ACCIDENT/INCIDENT, TYPE OF RAILROAD, AND TYPE OF PERSON**

| Type Of Accident/Incident                                     | Total<br>A/I W. Cas | Fatal<br>A/I | Total<br>Killed | ...Employees On Duty... |       | Emp Not<br>On Duty | Passen-<br>gers | Nontres-<br>passers | Tres-<br>passers |     |
|---|---------------------|--------------|-----------------|-------------------------|-------|--------------------|-----------------|---------------------|------------------|-----|
|   |                     |              |                 | Trainmen                | Other |                    |                 |                     |                  |     |
| <b>TRAIN ACCIDENTS</b>  |                     |              |                 |                         |       |                    |                 |                     |                  |     |
| Class I Railroads.....  | 117                 | 4            | 8               | 7                       | ---   | 7                  | ---             | ---                 | ---              | 1   |
| Class II Railroads.....                                       | 2                   | ---          | ---             | ---                     | ---   | ---                | ---             | ---                 | ---              | --- |
| Class III Railroads.....                                      | 15                  | ---          | ---             | ---                     | ---   | ---                | ---             | ---                 | ---              | --- |
| Total All Railroads.....                                      | 134                 | 4            | 8               | 7                       | ---   | 7                  | ---             | ---                 | ---              | 1   |
| <b>TRAIN INCIDENTS</b>  |                     |              |                 |                         |       |                    |                 |                     |                  |     |
| Class I Railroads.....  | 4,545               | 345          | 353             | 9                       | 6     | 15                 | 1               | 1                   | 7                | 329 |
| Class II Railroads.....                                       | 120                 | 1            | 1               | ---                     | ---   | ---                | ---             | ---                 | ---              | 1   |
| Class III Railroads.....                                      | 560                 | 52           | 52              | 1                       | ---   | 1                  | ---             | 2                   | 2                | 47  |
| Total All Railroads.....                                      | 5,225               | 398          | 406             | 10                      | 6     | 16                 | 1               | 3                   | 9                | 377 |
| <b>NONTRAIN INCIDENTS</b>                                     |                     |              |                 |                         |       |                    |                 |                     |                  |     |
| Class I Railroads.....  | 21,211              | 37           | 37              | 2                       | 17    | 19                 | 1               | ---                 | 5                | 12  |
| Class II Railroads.....                                       | 688                 | ---          | ---             | ---                     | ---   | ---                | ---             | ---                 | ---              | --- |
| Class III Railroads.....                                      | 4,193               | 3            | 3               | 1                       | 1     | 2                  | ---             | ---                 | ---              | 1   |
| Total All Railroads.....                                      | 26,092              | 40           | 40              | 3                       | 18    | 21                 | 1               | ---                 | 5                | 13  |
| <b>RAIL-HIGHWAY CROSSING (Excluded from above categories)</b> |                     |              |                 |                         |       |                    |                 |                     |                  |     |
| Class I Railroads.....  | 2,200               | 453          | 557             | 1                       | 1     | 2                  | ---             | ---                 | 480              | 75  |
| Class II Railroads.....                                       | 48                  | 7            | 9               | ---                     | ---   | ---                | ---             | ---                 | 7                | 2   |
| Class III Railroads.....                                      | 103                 | 15           | 16              | ---                     | ---   | ---                | ---             | ---                 | 10               | 6   |
| Total All Railroads.....                                      | 2,351               | 475          | 582             | 1                       | 1     | 2                  | ---             | ---                 | 497              | 83  |
| <b>GRAND TOTAL</b>  |                     |              |                 |                         |       |                    |                 |                     |                  |     |
| Class I Railroads.....  | 28,073              | 839          | 955             | 19                      | 24    | 43                 | 2               | 1                   | 492              | 417 |
| Class II Railroads.....                                       | 858                 | 8            | 10              | ---                     | ---   | ---                | ---             | ---                 | 7                | 3   |
| Class III Railroads.....                                      | 4,871               | 70           | 71              | 2                       | 1     | 3                  | ---             | 2                   | 12               | 54  |
| Total All Railroads.....                                      | 33,802              | 917          | 1,036           | 21                      | 25    | 46                 | 2               | 3                   | 511              | 474 |

NOTE: Column 1 is the count of accidents/incidents resulting in at least one reportable casualty.

**TABLE 47. INJURIES BY TYPE OF ACCIDENT/INCIDENT, TYPE OF RAILROAD, AND TYPE OF PERSON**

| Type Of Accident/Incident                                     | Total<br>A/I W. Cas | Injury<br>A/I | Total<br>Injured | ...Employees On Duty... |        | Emp Not<br>On Duty | Passen-<br>gers | Nontres-<br>passers | Tres-<br>passers |     |
|---|---------------------|---------------|------------------|-------------------------|--------|--------------------|-----------------|---------------------|------------------|-----|
|   |                     |               |                  | Trainmen                | Other  |                    |                 |                     |                  |     |
| <b>TRAIN ACCIDENTS</b>  |                     |               |                  |                         |        |                    |                 |                     |                  |     |
| Class I Railroads.....  | 117                 | 110           | 278              | 152                     | 51     | 203                | 2               | 69                  | 2                | 2   |
| Class II Railroads.....                                       | 2                   | 2             | 100              | 4                       | ---    | 4                  | ---             | 96                  | ---              | --- |
| Class III Railroads.....                                      | 15                  | 15            | 82               | 17                      | 7      | 24                 | 1               | 57                  | ---              | --- |
| Total All Railroads.....                                      | 134                 | 127           | 460              | 173                     | 58     | 231                | 3               | 222                 | 2                | 2   |
| <b>TRAIN INCIDENTS</b>  |                     |               |                  |                         |        |                    |                 |                     |                  |     |
| Class I Railroads.....  | 4,545               | 4,138         | 4,217            | 3,171                   | 523    | 3,694              | 7               | 105                 | 34               | 377 |
| Class II Railroads.....                                       | 120                 | 115           | 115              | 91                      | 17     | 108                | ---             | ---                 | 4                | 3   |
| Class III Railroads.....                                      | 560                 | 505           | 507              | 369                     | 54     | 423                | 3               | 45                  | 3                | 33  |
| Total All Railroads.....                                      | 5,225               | 4,758         | 4,839            | 3,631                   | 594    | 4,225              | 10              | 150                 | 41               | 413 |
| <b>NONTRAIN INCIDENTS</b>                                     |                     |               |                  |                         |        |                    |                 |                     |                  |     |
| Class I Railroads.....  | 21,211              | 20,931        | 21,078           | 5,206                   | 15,162 | 20,368             | 367             | 116                 | 172              | 55  |
| Class II Railroads.....                                       | 688                 | 677           | 679              | 125                     | 527    | 652                | 3               | 5                   | 19               | --- |
| Class III Railroads.....                                      | 4,193               | 4,080         | 4,093            | 825                     | 2,903  | 3,728              | 31              | 153                 | 159              | 22  |
| Total All Railroads.....                                      | 26,092              | 25,688        | 25,850           | 6,156                   | 18,592 | 24,748             | 401             | 274                 | 350              | 77  |
| <b>RAIL-HIGHWAY CROSSING (Excluded from above categories)</b> |                     |               |                  |                         |        |                    |                 |                     |                  |     |
| Class I Railroads.....  | 2,200               | 1,747         | 2,521            | 118                     | 31     | 149                | 1               | 8                   | 2,145            | 218 |
| Class II Railroads.....                                       | 48                  | 41            | 54               | 2                       | ---    | 2                  | ---             | ---                 | 48               | 4   |
| Class III Railroads.....                                      | 103                 | 87            | 111              | 2                       | 1      | 3                  | ---             | 3                   | 85               | 20  |
| Total All Railroads.....                                      | 2,351               | 1,875         | 2,686            | 122                     | 32     | 154                | 1               | 11                  | 2,278            | 242 |
| <b>GRAND TOTAL</b>  |                     |               |                  |                         |        |                    |                 |                     |                  |     |
| Class I Railroads.....  | 28,073              | 26,926        | 28,094           | 8,647                   | 15,767 | 24,414             | 377             | 298                 | 2,353            | 652 |
| Class II Railroads.....                                       | 858                 | 835           | 948              | 222                     | 544    | 766                | 3               | 101                 | 71               | 7   |
| Class III Railroads.....                                      | 4,871               | 4,687         | 4,793            | 1,213                   | 2,965  | 4,178              | 35              | 258                 | 247              | 75  |
| Total All Railroads.....                                      | 33,802              | 32,448        | 33,835           | 10,082                  | 19,276 | 29,358             | 415             | 657                 | 2,671            | 734 |

NOTE: Column 1 is the count of accidents/incidents resulting in at least one reportable casualty.

Next page is blank in original document



**TABLE 48. ILLNESSES BY TYPE OF ACCIDENT/INCIDENT, TYPE OF RAILROAD, AND TYPE OF PERSON**

| Type Of Accident/Incident                                     | Total<br>A/I W. Cas | Illness<br>A/I | Total<br>Illness | ...Employees On Duty... |       | Emp Not<br>On Duty | Passen-<br>gers | Nontres-<br>passers | Tres-<br>passers |
|---|---------------------|----------------|------------------|-------------------------|-------|--------------------|-----------------|---------------------|------------------|
|   |                     |                |                  | Trainmen                | Other | Total              |                 |                     |                  |
| <b>TRAIN ACCIDENTS</b>  |                     |                |                  |                         |       |                    |                 |                     |                  |
| Class I Railroads.....  | 117                 | 3              | 16               | 6                       | 10    | 16                 | ---             | ---                 | ---              |
| Class II Railroads.....                                       | 2                   | ---            | ---              | ---                     | ---   | ---                | ---             | ---                 | ---              |
| Class III Railroads.....                                      | 15                  | ---            | ---              | ---                     | ---   | ---                | ---             | ---                 | ---              |
| Total All Railroads.....                                      | 134                 | 3              | 16               | 6                       | 10    | 16                 | ---             | ---                 | ---              |
| <b>TRAIN INCIDENTS</b>  |                     |                |                  |                         |       |                    |                 |                     |                  |
| Class I Railroads.....  | 4,545               | 62             | 71               | 67                      | 4     | 71                 | ---             | ---                 | ---              |
| Class II Railroads.....                                       | 120                 | 4              | 5                | 5                       | ---   | 5                  | ---             | ---                 | ---              |
| Class III Railroads.....                                      | 560                 | 3              | 3                | 3                       | ---   | 3                  | ---             | ---                 | ---              |
| Total All Railroads.....                                      | 5,225               | 69             | 79               | 75                      | 4     | 79                 | ---             | ---                 | ---              |
| <b>NONTRAIN INCIDENTS</b>                                     |                     |                |                  |                         |       |                    |                 |                     |                  |
| Class I Railroads.....  | 21,211              | 243            | 252              | 63                      | 185   | 248                | 3               | ---                 | 1                |
| Class II Railroads.....                                       | 688                 | 11             | 11               | 1                       | 10    | 11                 | ---             | ---                 | ---              |
| Class III Railroads.....                                      | 4,193               | 110            | 110              | 18                      | 91    | 109                | 1               | ---                 | ---              |
| Total All Railroads.....                                      | 26,092              | 364            | 373              | 82                      | 286   | 368                | 4               | ---                 | 1                |
| <b>RAIL-HIGHWAY CROSSING (Excluded from above categories)</b> |                     |                |                  |                         |       |                    |                 |                     |                  |
| Class I Railroads.....  | 2,200               | ---            | ---              | ---                     | ---   | ---                | ---             | ---                 | ---              |
| Class II Railroads.....                                       | 48                  | ---            | ---              | ---                     | ---   | ---                | ---             | ---                 | ---              |
| Class III Railroads.....                                      | 103                 | 1              | 1                | 1                       | ---   | 1                  | ---             | ---                 | ---              |
| Total All Railroads.....                                      | 2,351               | 1              | 1                | 1                       | ---   | 1                  | ---             | ---                 | ---              |
| <b>GRAND TOTAL</b>  |                     |                |                  |                         |       |                    |                 |                     |                  |
| Class I Railroads.....  | 28,073              | 308            | 339              | 136                     | 199   | 335                | 3               | ---                 | 1                |
| Class II Railroads.....                                       | 858                 | 15             | 16               | 6                       | 10    | 16                 | ---             | ---                 | ---              |
| Class III Railroads.....                                      | 4,871               | 114            | 114              | 22                      | 91    | 113                | 1               | ---                 | ---              |
| Total All Railroads.....                                      | 33,802              | 437            | 469              | 164                     | 300   | 464                | 4               | ---                 | 1                |

NOTE: Column 1 is the count of accidents/incidents resulting in at least one reportable casualty.



**TABLE 49. NATURE OF INJURIES BY TYPE OF ACCIDENT/INCIDENT**

| Type of Accident/Incident   | .....Amputations..... |        |              |     |               | .....Fractures..... |              |        |              |     |               |       |
|---|-----------------------|--------|--------------|-----|---------------|---------------------|--------------|--------|--------------|-----|---------------|-------|
|   | Arm/<br>Hand          | Finger | Leg/<br>Foot | Toe | Other<br>Part | Total               | Arm/<br>Hand | Finger | Leg/<br>Foot | Toe | Other<br>Part | Total |
| <b>TRAIN ACCIDENTS</b>  |                       |        |              |     |               |                     |              |        |              |     |               |       |
| Collisions.....   | ---                   | ---    | ---          | --- | ---           | ---                 | 3            | ---    | 2            | --- | 4             | 9     |
| Derailments.....  | 1                     | 1      | ---          | --- | ---           | 2                   | 1            | ---    | 3            | --- | 8             | 12    |
| Rail-highway x-ing.....   | ---                   | ---    | ---          | --- | ---           | ---                 | 3            | ---    | 2            | --- | 12            | 17    |
| Miscellaneous.....  | ---                   | 1      | ---          | --- | ---           | 1                   | 1            | 1      | ---          | --- | 4             | 6     |
| Total.....  | 1                     | 2      | ---          | --- | ---           | 3                   | 8            | 1      | 7            | --- | 28            | 44    |
| <b>TRAIN INCIDENTS</b>  |                       |        |              |     |               |                     |              |        |              |     |               |       |
| Coupling and uncoupling locomotives or<br>Coupling/uncoupling air/steam hose, saf | 2                     | ---    | ---          | --- | ---           | 2                   | 8            | 5      | 1            | 1   | 4             | 19    |
| Operating or on locomotives.....  | ---                   | 2      | ---          | --- | ---           | 2                   | 2            | 1      | 3            | 2   | 7             | 15    |
| Operating rail motorcars.....   | ---                   | ---    | ---          | --- | ---           | ---                 | 1            | 1      | 2            | --- | 3             | 7     |
| Operating hand brakes.....  | ---                   | ---    | 5            | 1   | ---           | 6                   | 2            | 3      | 2            | 4   | 6             | 17    |
| Operating switches or derails.....  | ---                   | ---    | 1            | --- | ---           | 1                   | ---          | ---    | ---          | 1   | ---           | 1     |
| Contacting fixed objects while on loco  | ---                   | ---    | ---          | --- | ---           | ---                 | 2            | 1      | 6            | 2   | 6             | 17    |
| Getting on or off cars or locomotives.  | 1                     | 2      | 29           | 7   | ---           | 39                  | 19           | 8      | 26           | 2   | 20            | 75    |
| Collisions, derailments, etc. (<= \$4,9   | ---                   | ---    | 1            | --- | ---           | 1                   | 2            | 1      | 1            | --- | 9             | 13    |
| Rail-highway crossing accidents/incide  | 1                     | ---    | 5            | --- | ---           | 6                   | 41           | 1      | 69           | 1   | 152           | 264   |
| Struck by/ran into loco/car(not at rr-  | 9                     | 6      | 73           | 10  | 1             | 99                  | 20           | ---    | 36           | 4   | 34            | 94    |
| Servicing or maintenance of equipment.  | ---                   | 2      | ---          | 1   | ---           | 3                   | 2            | ---    | 4            | 2   | 2             | 10    |
| Maintenance of way and structures.....  | ---                   | 1      | ---          | --- | ---           | 1                   | 1            | 3      | 8            | 5   | 6             | 23    |
| Freight, baggage, express or mail.....  | ---                   | ---    | ---          | --- | ---           | ---                 | ---          | 1      | 2            | --- | ---           | 3     |
| Windows, doors, etc., on on-track equi  | ---                   | ---    | 1            | --- | ---           | 1                   | 1            | 7      | ---          | 2   | ---           | 10    |
| Passenger car doors.....  | ---                   | ---    | ---          | --- | ---           | ---                 | ---          | ---    | ---          | --- | ---           | ---   |
| Stumbling, slipping, falling, caught,   | ---                   | 1      | 7            | --- | ---           | 8                   | 1            | 3      | 4            | 1   | 7             | 16    |
| Flying or falling objects, burns, etc.  | ---                   | ---    | ---          | --- | ---           | ---                 | 1            | ---    | 1            | 1   | ---           | 3     |
| Operation of on-track work equipment..  | ---                   | ---    | ---          | 1   | ---           | 1                   | 2            | 2      | 6            | 1   | 3             | 14    |
| Assault.....  | ---                   | ---    | ---          | --- | ---           | ---                 | ---          | ---    | ---          | --- | 2             | 2     |
| Other occurrences.....  | ---                   | 3      | 1            | 2   | ---           | 6                   | 16           | 7      | 5            | 2   | 21            | 51    |
| Total.....  | 13                    | 17     | 123          | 22  | 1             | 176                 | 122          | 46     | 178          | 31  | 283           | 660   |
| <b>NONTRAIN INCIDENTS</b>   |                       |        |              |     |               |                     |              |        |              |     |               |       |
| Coupling and uncoupling locomotives or  | ---                   | ---    | 1            | --- | ---           | 1                   | 4            | 13     | 7            | 13  | 4             | 41    |
| Coupling/uncoupling air/steam hose, saf   | ---                   | ---    | ---          | --- | ---           | ---                 | 2            | 3      | 4            | --- | 8             | 17    |
| Operating or on locomotives.....  | ---                   | ---    | ---          | --- | ---           | ---                 | 4            | 14     | 7            | 2   | 10            | 37    |
| Operating rail motorcars.....   | ---                   | ---    | ---          | --- | ---           | ---                 | 2            | 2      | 3            | --- | 1             | 8     |
| Operating hand brakes.....  | ---                   | ---    | ---          | --- | ---           | ---                 | 7            | 13     | 4            | --- | 5             | 29    |
| Operating switches or derails.....  | ---                   | ---    | ---          | --- | ---           | ---                 | 5            | 20     | 3            | 16  | 6             | 50    |
| Contacting fixed objects while on loco  | ---                   | ---    | ---          | --- | ---           | ---                 | ---          | 1      | 1            | --- | 2             | 4     |
| Getting on or off cars or locomotives.  | ---                   | ---    | ---          | --- | ---           | ---                 | 16           | 10     | 44           | 3   | 16            | 89    |
| Collisions, derailments, etc. (<= \$4,9   | ---                   | ---    | ---          | --- | ---           | ---                 | ---          | ---    | ---          | --- | ---           | ---   |
| Rail-highway crossing accidents/incide  | ---                   | ---    | ---          | --- | ---           | ---                 | 3            | ---    | 2            | --- | 4             | 9     |
| Struck by/ran into loco/car(not at rr-  | ---                   | 1      | 1            | --- | ---           | 2                   | ---          | 1      | 3            | --- | 1             | 5     |
| Servicing or maintenance of equipment.  | 1                     | 17     | 1            | --- | ---           | 19                  | 62           | 218    | 78           | 81  | 55            | 494   |
| Maintenance of way and structures.....  | 1                     | 18     | 1            | 3   | ---           | 23                  | 111          | 315    | 187          | 123 | 91            | 827   |
| Freight, baggage, express or mail.....  | ---                   | ---    | ---          | --- | ---           | ---                 | ---          | 2      | 1            | 1   | ---           | 4     |
| Windows, doors, etc., on on-track equi  | ---                   | ---    | ---          | --- | ---           | ---                 | 5            | 39     | 4            | 3   | 6             | 57    |
| Passenger car doors.....  | ---                   | 1      | ---          | --- | ---           | 1                   | ---          | ---    | ---          | --- | ---           | ---   |
| Stumbling, slipping, falling, caught,   | ---                   | 1      | ---          | 1   | ---           | 2                   | 83           | 22     | 106          | 14  | 55            | 280   |
| Flying or falling objects, burns, etc.  | ---                   | ---    | ---          | --- | ---           | ---                 | 4            | 5      | 3            | 2   | 3             | 17    |
| Operation of on-track work equipment..  | ---                   | 1      | ---          | --- | ---           | 1                   | 2            | 1      | 1            | 1   | 1             | 6     |
| Assault.....  | ---                   | ---    | ---          | --- | ---           | ---                 | 7            | 1      | 1            | --- | 5             | 14    |
| Other occurrences.....  | ---                   | 3      | 2            | --- | ---           | 5                   | 19           | 29     | 30           | 13  | 36            | 127   |
| Total.....  | 2                     | 42     | 6            | 4   | ---           | 54                  | 336          | 709    | 489          | 272 | 309           | 2,115 |
| Grand Total.....  | 16                    | 61     | 129          | 26  | 1             | 233                 | 466          | 756    | 674          | 303 | 620           | 2,819 |

TABLE 49. (CONTINUED)

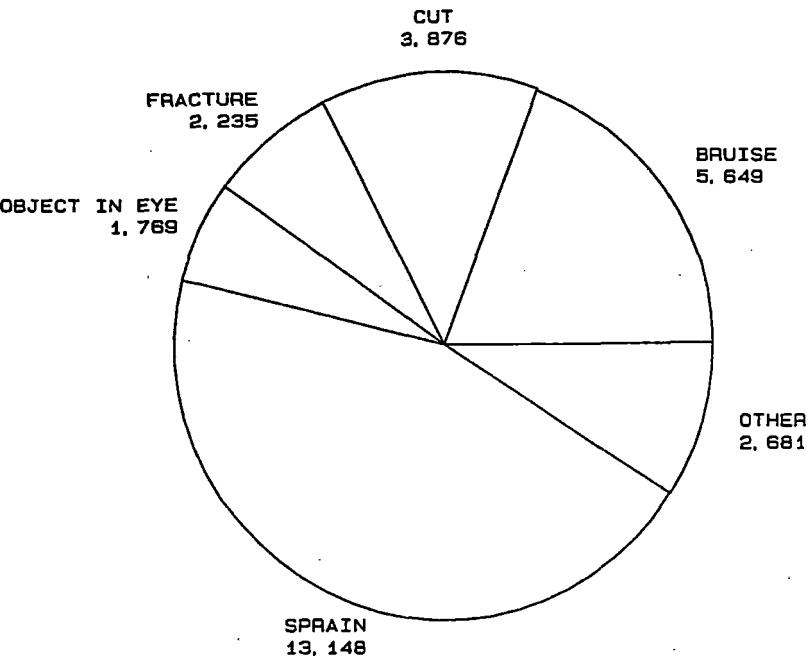
| Type of Accident/Incident   | .....Other Injuries..... |                   |       |               |                |                   |                  |       | Total Injured |        |
|---|--------------------------|-------------------|-------|---------------|----------------|-------------------|------------------|-------|---------------|--------|
|   | Bruise                   | Sprain/<br>Strain | Cut   | Elec.<br>Burn | Other<br>Burns | Disloc-<br>Cation | Object<br>In Eye | Other |               |        |
| <b>TRAIN ACCIDENTS</b>  |                          |                   |       |               |                |                   |                  |       |               |        |
| Collisions.....   | 31                       | 45                | 12    | ---           | ---            | 1                 | 2                | 116   | 207           | 216    |
| Derailments.....  | 77                       | 77                | 11    | ---           | ---            | 1                 | ---              | 8     | 174           | 188    |
| Rail-highway x-ing.....   | 47                       | 38                | 26    | 1             | 6              | 1                 | ---              | 35    | 154           | 171    |
| Miscellaneous.....  | 14                       | 17                | 6     | ---           | 2              | ---               | ---              | 10    | 49            | 56     |
| Total.....  | 169                      | 177               | 55    | 1             | 8              | 3                 | 2                | 169   | 584           | 631    |
| <b>TRAIN INCIDENTS</b>  |                          |                   |       |               |                |                   |                  |       |               |        |
| Coupling and uncoupling locomotives or<br>Coupling/uncoupling air/steam hose, saf | 73                       | 167               | 34    | ---           | 4              | ---               | 11               | 8     | 297           | 318    |
| Operating or on locomotives.....  | 122                      | 223               | 46    | 1             | 2              | 2                 | 240              | 46    | 682           | 699    |
| Operating rail motorcars.....   | 9                        | 8                 | 5     | ---           | ---            | 1                 | ---              | 4     | 27            | 34     |
| Operating hand brakes.....  | 29                       | 53                | 13    | ---           | ---            | ---               | ---              | 4     | 99            | 122    |
| Operating switches or derails.....  | 9                        | 24                | 4     | ---           | ---            | 1                 | 2                | 1     | 41            | 43     |
| Contacting fixed objects while on loco  | 42                       | 17                | 23    | ---           | 2              | ---               | 2                | 2     | 88            | 105    |
| Getting on or off cars or locomotives.  | 229                      | 575               | 84    | ---           | ---            | 12                | 3                | 32    | 935           | 1,049  |
| Collisions, derailments, etc. (<= \$4,9   | 32                       | 49                | 11    | ---           | ---            | 1                 | ---              | 6     | 99            | 113    |
| Rail-highway crossing accidents/incide  | 671                      | 204               | 640   | ---           | 2              | 10                | ---              | 668   | 2,195         | 2,465  |
| Struck by/ran into loco/car(not at rr-  | 56                       | 17                | 98    | ---           | ---            | 1                 | ---              | 40    | 212           | 405    |
| Servicing or maintenance of equipment.  | 28                       | 40                | 23    | 1             | ---            | ---               | ---              | 4     | 96            | 109    |
| Maintenance of way and structures.....  | 36                       | 30                | 23    | ---           | ---            | 1                 | 2                | 6     | 98            | 122    |
| Freight, baggage, express or mail.....  | 4                        | 4                 | 3     | ---           | 1              | ---               | ---              | 1     | 18            | 21     |
| Windows, doors, etc., on on-track equi  | 33                       | 27                | 40    | ---           | ---            | ---               | 3                | 1     | 104           | 115    |
| Passenger car doors.....  | 3                        | 1                 | 3     | ---           | ---            | ---               | ---              | ---   | 7             | 7      |
| Stumbling, slipping, falling, caught,   | 82                       | 102               | 19    | ---           | ---            | ---               | ---              | 3     | 206           | 230    |
| Flying or falling objects, burns, etc.  | 20                       | 8                 | 82    | 1             | 19             | ---               | 237              | 26    | 393           | 396    |
| Operation of on-track work equipment..  | 40                       | 43                | 16    | ---           | ---            | 1                 | ---              | 6     | 106           | 121    |
| Assault.....  | 23                       | 3                 | 26    | ---           | ---            | 1                 | 19               | 11    | 83            | 85     |
| Other occurrences.....  | 243                      | 275               | 73    | ---           | 4              | 10                | 12               | 35    | 652           | 709    |
| Total.....  | 1,793                    | 1,881             | 1,273 | 3             | 34             | 41                | 533              | 910   | 6,468         | 7,304  |
| <b>NONTRAIN INCIDENTS</b>   |                          |                   |       |               |                |                   |                  |       |               |        |
| Coupling and uncoupling locomotives or  | 110                      | 463               | 41    | ---           | 1              | 9                 | 6                | 20    | 650           | 692    |
| Coupling/uncoupling air/steam hose, saf   | 87                       | 121               | 55    | 2             | 2              | 1                 | 10               | 6     | 284           | 301    |
| Operating or on locomotives.....  | 93                       | 192               | 54    | 10            | 5              | 6                 | 92               | 45    | 497           | 534    |
| Operating rail motorcars.....   | 7                        | 45                | 4     | ---           | ---            | 1                 | ---              | 2     | 59            | 67     |
| Operating hand brakes.....  | 92                       | 295               | 28    | ---           | ---            | 1                 | 5                | 8     | 429           | 458    |
| Operating switches or derails.....  | 141                      | 1,057             | 23    | 1             | 2              | 2                 | 10               | 40    | 1,276         | 1,326  |
| Contacting fixed objects while on loco  | 14                       | 16                | 8     | ---           | 1              | ---               | ---              | 1     | 40            | 44     |
| Getting on or off cars or locomotives.  | 258                      | 687               | 92    | 1             | 2              | 12                | 2                | 27    | 1,081         | 1,170  |
| Collisions, derailments, etc. (<= \$4,9   | ---                      | ---               | ---   | ---           | ---            | ---               | ---              | ---   | ---           | ---    |
| Rail-highway crossing accidents/incide  | 8                        | 5                 | 10    | ---           | ---            | ---               | ---              | 18    | 41            | 50     |
| Struck by/ran into loco/car(not at rr-  | 6                        | 4                 | 4     | ---           | ---            | 1                 | ---              | 4     | 19            | 26     |
| Servicing or maintenance of equipment.  | 1,031                    | 2,354             | 1,013 | 78            | 234            | 24                | 445              | 304   | 5,483         | 5,996  |
| Maintenance of way and structures.....  | 1,614                    | 3,885             | 1,468 | 42            | 146            | 49                | 365              | 565   | 8,134         | 8,984  |
| Freight, baggage, express or mail.....  | 23                       | 69                | 9     | ---           | ---            | ---               | 1                | 4     | 106           | 110    |
| Windows, doors, etc., on on-track equi  | 121                      | 130               | 89    | ---           | ---            | 3                 | 5                | 6     | 354           | 411    |
| Passenger car doors.....  | 25                       | 5                 | 4     | ---           | ---            | ---               | ---              | 3     | 37            | 38     |
| Stumbling, slipping, falling, caught,   | 631                      | 1,286             | 229   | 1             | 2              | 15                | 1                | 74    | 2,239         | 2,521  |
| Flying or falling objects, burns, etc.  | 54                       | 23                | 80    | 15            | 35             | 1                 | 268              | 64    | 540           | 557    |
| Operation of on-track work equipment..  | 16                       | 57                | 15    | ---           | 1              | 1                 | ---              | 4     | 94            | 101    |
| Assault.....  | 74                       | 50                | 37    | ---           | 1              | 1                 | 5                | 17    | 185           | 199    |
| Other occurrences.....  | 390                      | 882               | 288   | 2             | 14             | 11                | 38               | 558   | 2,183         | 2,315  |
| Total.....  | 4,795                    | 11,626            | 3,551 | 152           | 446            | 138               | 1,253            | 1,770 | 23,731        | 25,900 |
| Grand Total.....  | 6,757                    | 13,684            | 4,879 | 156           | 488            | 182               | 1,788            | 2,849 | 30,783        | 33,835 |

**TABLE 50. NATURE OF INJURIES BY TYPE OF PERSON**

| Type Person               | .....Amputations..... |        |              |     |               | .....Fractures..... |              |        |              |     |               |       |
|---------------------------|-----------------------|--------|--------------|-----|---------------|---------------------|--------------|--------|--------------|-----|---------------|-------|
|                           | Arm/<br>Hand          | Finger | Leg/<br>Foot | Toe | Other<br>Part | Total               | Arm/<br>Hand | Finger | Leg/<br>Foot | Toe | Other<br>Part | Total |
| <b>EMPLOYEES ON DUTY</b>  |                       |        |              |     |               |                     |              |        |              |     |               |       |
| <b>YARD SERVICE:</b>      |                       |        |              |     |               |                     |              |        |              |     |               |       |
| Engineers and Motormen    | ---                   | ---    | ---          | --- | ---           | ---                 | 4            | 5      | 3            | 1   | 7             | 20    |
| Firemen and Helpers       | ---                   | ---    | ---          | --- | ---           | ---                 | ---          | 1      | ---          | 1   | ---           | 2     |
| Conductors and Foremen    | 1                     | 1      | 1            | --- | ---           | 3                   | 3            | 8      | 8            | 5   | 15            | 39    |
| Brakemen and Helpers      | 2                     | 2      | 6            | 2   | ---           | 12                  | 35           | 29     | 30           | 22  | 44            | 160   |
| Total.....                | 3                     | 3      | 7            | 2   | ---           | 15                  | 42           | 43     | 41           | 29  | 66            | 221   |
| <b>FREIGHT SERVICE:</b>   |                       |        |              |     |               |                     |              |        |              |     |               |       |
| Engineers and Motormen    | ---                   | 2      | ---          | --- | ---           | 2                   | 6            | 9      | 10           | 4   | 14            | 43    |
| Firemen and Helpers       | ---                   | ---    | ---          | --- | ---           | ---                 | 1            | 6      | 1            | 1   | 1             | 10    |
| Conductors and Foremen    | ---                   | 2      | 2            | --- | ---           | 4                   | 13           | 8      | 15           | 8   | 24            | 68    |
| Brakemen and Helpers      | ---                   | 1      | 1            | 1   | ---           | 3                   | 41           | 49     | 36           | 14  | 36            | 176   |
| Total.....                | ---                   | 5      | 3            | 1   | ---           | 9                   | 61           | 72     | 62           | 27  | 75            | 297   |
| <b>PASSENGER SERVICE:</b> |                       |        |              |     |               |                     |              |        |              |     |               |       |
| Engineers and Motormen    | ---                   | ---    | ---          | --- | ---           | ---                 | ---          | 3      | 2            | --- | 2             | 7     |
| Firemen and Helpers       | ---                   | ---    | ---          | 1   | ---           | 1                   | ---          | ---    | ---          | --- | 1             | 1     |
| Conductors and Foremen    | ---                   | ---    | ---          | --- | ---           | ---                 | 3            | 5      | 11           | 3   | 1             | 23    |
| Baggagemen                | ---                   | ---    | ---          | --- | ---           | ---                 | ---          | ---    | ---          | --- | ---           | ---   |
| Brakemen and Helpers      | ---                   | 1      | 1            | --- | ---           | 2                   | 3            | 1      | 4            | --- | ---           | 8     |
| Total.....                | ---                   | 1      | 1            | 1   | ---           | 3                   | 6            | 9      | 17           | 3   | 4             | 39    |
| <b>HOSTLERS</b>           |                       |        |              |     |               |                     |              |        |              |     |               |       |
|                           | ---                   | ---    | ---          | --- | ---           | ---                 | 1            | 2      | 3            | 1   | 2             | 9     |
| <b>--SUMMARY--</b>        |                       |        |              |     |               |                     |              |        |              |     |               |       |
| Total employees on duty   | 5                     | 52     | 15           | 8   | ---           | 80                  | 353          | 735    | 479          | 293 | 375           | 2,235 |
| Employees not on duty     | ---                   | ---    | ---          | --- | ---           | ---                 | 17           | 5      | 25           | 4   | 8             | 59    |
| Passengers                | ---                   | 1      | 2            | 1   | ---           | 4                   | 11           | 6      | 17           | 1   | 22            | 57    |
| Nontrespassers            | ---                   | 1      | 9            | --- | ---           | 10                  | 53           | 10     | 98           | 3   | 162           | 326   |
| Trespassers               | 11                    | 7      | 103          | 17  | 1             | 139                 | 32           | ---    | 55           | 2   | 53            | 142   |
| Grand total               | 16                    | 61     | 129          | 26  | 1             | 233                 | 466          | 756    | 674          | 303 | 620           | 2,819 |

**TABLE 50. (CONTINUED)**

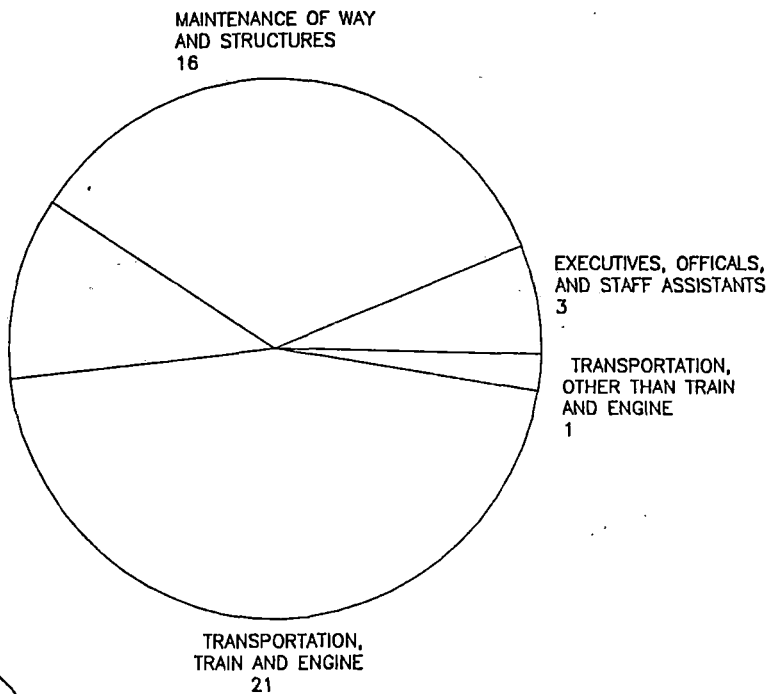
| Type Person               | .....Other Injuries..... |                   |       |               |                |                   |                  | Total | Total Injured |        |
|---------------------------|--------------------------|-------------------|-------|---------------|----------------|-------------------|------------------|-------|---------------|--------|
|                           | Bruise                   | Sprain/<br>Strain | Cut   | Elec.<br>Burn | Other<br>Burns | Disloc-<br>Cation | Object<br>In Eye |       |               |        |
| <b>EMPLOYEES ON DUTY</b>  |                          |                   |       |               |                |                   |                  |       |               |        |
| <b>YARD SERVICE:</b>      |                          |                   |       |               |                |                   |                  |       |               |        |
| Engineers and Motormen    | 76                       | 194               | 48    | 2             | ---            | 2                 | 56               | 24    | 402           | 422    |
| Firemen and Helpers       | 13                       | 16                | 9     | ---           | ---            | ---               | 21               | 3     | 62            | 64     |
| Conductors and Foremen    | 157                      | 421               | 70    | 1             | 8              | 5                 | 56               | 46    | 764           | 806    |
| Brakemen and Helpers      | 580                      | 1,613             | 241   | ---           | 19             | 11                | 253              | 120   | 2,837         | 3,009  |
| Total.....                | 826                      | 2,244             | 368   | 3             | 27             | 18                | 386              | 193   | 4,065         | 4,301  |
| <b>FREIGHT SERVICE:</b>   |                          |                   |       |               |                |                   |                  |       |               |        |
| Engineers and Motormen    | 119                      | 288               | 71    | 1             | 6              | 7                 | 92               | 43    | 627           | 672    |
| Firemen and Helpers       | 28                       | 70                | 16    | 3             | ---            | ---               | 24               | 6     | 147           | 157    |
| Conductors and Foremen    | 240                      | 503               | 102   | 1             | 3              | 6                 | 56               | 69    | 980           | 1,052  |
| Brakemen and Helpers      | 570                      | 1,422             | 243   | ---           | 11             | 21                | 181              | 139   | 2,587         | 2,766  |
| Total.....                | 957                      | 2,283             | 432   | 5             | 20             | 34                | 353              | 257   | 4,341         | 4,647  |
| <b>PASSENGER SERVICE:</b> |                          |                   |       |               |                |                   |                  |       |               |        |
| Engineers and Motormen    | 46                       | 75                | 18    | 2             | 4              | ---               | 25               | 11    | 181           | 188    |
| Firemen and Helpers       | 5                        | 22                | 3     | 1             | ---            | ---               | 4                | 2     | 37            | 39     |
| Conductors and Foremen    | 152                      | 190               | 51    | 5             | 2              | 3                 | 39               | 27    | 469           | 492    |
| Baggagemen                | 3                        | 5                 | ---   | ---           | ---            | ---               | ---              | 1     | 9             | 9      |
| Brakemen and Helpers      | 26                       | 50                | 15    | ---           | 1              | ---               | 8                | 3     | 103           | 113    |
| Total.....                | 232                      | 342               | 87    | 8             | 7              | 3                 | 76               | 44    | 799           | 841    |
| HOSTLERS                  | 48                       | 91                | 13    | ---           | 2              | 3                 | 16               | 10    | 183           | 192    |
|                           |                          |                   |       |               |                |                   |                  |       |               | 192    |
| <b>--SUMMARY--</b>        |                          |                   |       |               |                |                   |                  |       |               |        |
| Total employees on duty   | 5,649                    | 13,148            | 3,876 | 141           | 473            | 158               | 1,769            | 1,829 | 27,043        | 29,358 |
| Employees not on duty     | 98                       | 167               | 43    | ---           | 2              | 3                 | 10               | 33    | 356           | 415    |
| Passengers                | 208                      | 100               | 100   | ---           | 6              | 2                 | 3                | 177   | 596           | 657    |
| Nontrespassers            | 721                      | 254               | 681   | 3             | 7              | 12                | 6                | 651   | 2,335         | 2,671  |
| Trespassers               | 81                       | 15                | 179   | 12            | ---            | 7                 | ---              | 159   | 453           | 734    |
| Grand total               | 6,757                    | 13,684            | 4,879 | 156           | 488            | 182               | 1,788            | 2,849 | 30,783        | 33,835 |



**FIGURE 30.  
INJURIES TO EMPLOYEES  
ON DUTY**

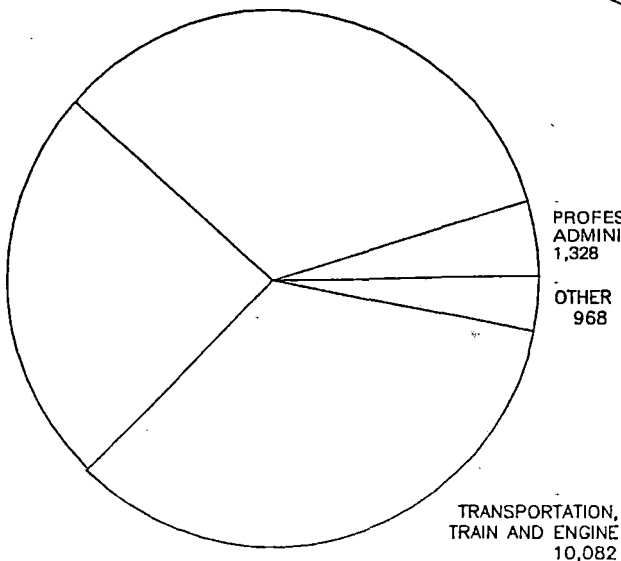
**FIGURE 31A.  
FATALITIES BY EMPLOYEE JOB  
CATEGORY**

MAINTENANCE OF EQUIPMENT  
AND STORES  
5



MAINTENANCE OF WAY  
AND STRUCTURES  
9,935

MAINTENANCE  
OF EQUIPMENT  
AND STORES  
7,045



**FIGURE 31B.  
INJURIES BY EMPLOYEE JOB  
CATEGORY**

**TABLE 51. EMPLOYEE ON DUTY CASUALTIES BY TYPE OF CASUALTY**

| Type/Location<br>Of Casualty         | Total<br>Cases | Cases With Days Away From Work Or Days Of Restriction |                   |                     |                        |                        | Other<br>Cases |
|--------------------------------------|----------------|---|-------------------|---------------------|------------------------|------------------------|----------------|
|                                      |                | Total<br>Cases  | Lost Day<br>Cases | Restricted<br>Cases | Days Away<br>From Work | Days Of<br>Restriction |                |
| <b>I N J U R I E S</b>               |                |   |                   |                     |                        |                        |                |
| Bruise - Contusion--Arm or hand.     | 1,026          | 725   | 348               | 377                 | 3,779                  | 3,775                  | 301            |
| Fingers.....                         | 688            | 378   | 148               | 230                 | 990                    | 2,093                  | 310            |
| Leg or foot.                         | 1,805          | 1,390   | 762               | 628                 | 10,008                 | 6,062                  | 415            |
| Toes.....                            | 171            | 113   | 51                | 62                  | 464                    | 364                    | 58             |
| Torso.....                           | 1,344          | 1,028   | 623               | 405                 | 10,296                 | 5,200                  | 316            |
| Other parts.                         | 615            | 430   | 269               | 161                 | 3,047                  | 1,397                  | 185            |
| Sprain - Strain-- Arm or hand.       | 962            | 725   | 332               | 393                 | 4,268                  | 4,655                  | 237            |
| Fingers.....                         | 188            | 109   | 52                | 57                  | 743                    | 699                    | 79             |
| Leg or foot.                         | 3,042          | 2,569   | 1,517             | 1,052               | 23,715                 | 14,732                 | 473            |
| Toes.....                            | 19             | 15  | 6                 | 9                   | 23                     | 43                     | 4              |
| Torso.....                           | 7,984          | 6,536   | 3,945             | 2,591               | 65,368                 | 34,794                 | 1,448          |
| Other parts.                         | 953            | 737   | 435               | 302                 | 6,617                  | 3,456                  | 216            |
| Cut or Laceration-- Arm or hand.     | 733            | 311   | 141               | 170                 | 1,764                  | 2,008                  | 422            |
| Fingers.....                         | 1,254          | 511   | 246               | 265                 | 2,378                  | 2,830                  | 743            |
| Leg or foot.                         | 536            | 295   | 171               | 124                 | 2,327                  | 1,600                  | 241            |
| Toes.....                            | 19             | 10  | 6                 | 4                   | 32                     | 57                     | 9              |
| Head or Face                         | 1,192          | 379   | 276               | 103                 | 3,003                  | 949                    | 813            |
| Torso.....                           | 78             | 51  | 28                | 23                  | 281                    | 233                    | 27             |
| Other parts.                         | 64             | 17  | 7                 | 10                  | 48                     | 57                     | 47             |
| Electrical burn or shock.....        | 141            | 97  | 76                | 21                  | 1,097                  | 188                    | 44             |
| Other burns.....                     | 473            | 256   | 152               | 104                 | 2,128                  | 1,111                  | 217            |
| Dislocation.....                     | 158            | 128   | 90                | 38                  | 2,390                  | 623                    | 30             |
| Fracture-- Arm or hand.              | 353            | 306   | 179               | 127                 | 5,167                  | 3,401                  | 47             |
| Fingers.....                         | 735            | 485   | 203               | 282                 | 3,376                  | 4,863                  | 250            |
| Leg or foot.                         | 479            | 437   | 327               | 110                 | 11,450                 | 3,236                  | 42             |
| Toes.....                            | 293            | 225   | 114               | 111                 | 1,952                  | 1,821                  | 68             |
| Head or Face                         | 67             | 47  | 39                | 8                   | 1,011                  | 138                    | 20             |
| Torso.....                           | 283            | 248   | 185               | 63                  | 5,407                  | 1,624                  | 35             |
| Other parts.                         | 25             | 25  | 19                | 6                   | 399                    | 105                    | ---            |
| Amputation-- Arm or hand.            | 5              | 5   | 5                 | ---                 | 908                    | 2                      | ---            |
| Fingers.....                         | 52             | 46  | 37                | 9                   | 1,178                  | 492                    | 6              |
| Leg or foot.                         | 15             | 15  | 15                | ---                 | 2,203                  | ---                    | ---            |
| Toes.....                            | 8              | 8   | 8                 | ---                 | 1,018                  | ---                    | ---            |
| Other parts.                         | ---            | ---   | ---               | ---                 | ---                    | ---                    | ---            |
| Dust or other object in eye.....     | 1,769          | 762   | 442               | 320                 | 1,669                  | 1,153                  | 1,007          |
| Hernia.....                          | 164            | 148   | 137               | 11                  | 3,755                  | 631                    | 16             |
| Concussion.....                      | 70             | 61  | 45                | 16                  | 1,244                  | 223                    | 9              |
| Nervous shock.....                   | 15             | 10  | 6                 | 4                   | 141                    | 24                     | 5              |
| Internal injuries.....               | 34             | 30  | 26                | 4                   | 584                    | 127                    | 4              |
| Loss of eye.....                     | ---            | ---   | ---               | ---                 | ---                    | ---                    | ---            |
| Puncture type wound.....             | 448            | 196   | 107               | 89                  | 1,133                  | 771                    | 252            |
| Dental related injuries.....         | 91             | 24  | 19                | 5                   | 239                    | 48                     | 67             |
| Skin reaction (one-time exposure     | 165            | 66  | 35                | 31                  | 289                    | 261                    | 99             |
| Not otherwise classified.....        | 842            | 454   | 276               | 178                 | 3,439                  | 1,940                  | 388            |
| Total nonfatal injuries.....         | 29,358         | 20,408  | 11,905            | 8,503               | 191,328                | 107,786                | 8,950          |
| <b>I L L N E S S E S</b>             |                |   |                   |                     |                        |                        |                |
| Skin diseases or disorders.....      | 128            | 67  | 55                | 12                  | 237                    | 73                     | 61             |
| Dust diseases of the lungs.....      | 3              | 3   | 2                 | 1                   | 366                    | 8                      | ---            |
| Respiratory conditions.....          | 168            | 97  | 83                | 14                  | 620                    | 137                    | 71             |
| Poisoning.....                       | 17             | 14  | 14                | ---                 | 122                    | ---                    | 3              |
| Disorders due to physical agents     | 84             | 39  | 19                | 20                  | 178                    | 222                    | 45             |
| Disorders due to repeated trauma     | 12             | 4   | 3                 | 1                   | 45                     | 21                     | 8              |
| All other occupational illnesses     | 52             | 26  | 15                | 11                  | 184                    | 96                     | 26             |
| Total nonfatal illnesses.....        | 464            | 250   | 191               | 59                  | 1,752                  | 557                    | 214            |
| <b>-----F A T A L I T I E S-----</b> |                |   |                   |                     |                        |                        |                |
| Fatal injuries.....                  | 46             | ---   | ---               | ---                 | ---                    | ---                    | ---            |
| Fatal illnesses.....                 | ---            | ---   | ---               | ---                 | ---                    | ---                    | ---            |
| Total fatalities..                   | 46             | ---   | ---               | ---                 | ---                    | ---                    | ---            |

**TABLE 52. EMPLOYEE ON DUTY CASUALTIES BY JOB CATEGORY**

|  | Killed | Injured | Illness | Total  |
|--|--------|---------|---------|--------|
| <b>EXECUTIVES, OFFICIALS, AND STAFF ASSISTANTS</b>                   |        |         |         |        |
| Executives, officials, and staff assistants (miscellaneous).....     | ---    | 1       | ---     | 1      |
| Executives and general officers.....                                 | 1      | 8       | ---     | 9      |
| Corporate staff managers.....  | ---    | 38      | 1       | 39     |
| Regional and division officers, assistants and staff assistants....  | 2      | 15      | ---     | 17     |
| Transportation officers/managers.....                                | ---    | 19      | ---     | 19     |
| Subtotal.....  | 3      | 81      | 1       | 85     |
| <b>PROFESSIONAL AND ADMINISTRATIVE</b>                               |        |         |         |        |
| Professional.....  | ---    | 16      | 1       | 17     |
| Subprofessionals.....  | ---    | 20      | ---     | 20     |
| Auditors, traveling auditors or accountants.....                     | ---    | 8       | ---     | 8      |
| General and administrative supervisors.....                          | ---    | 28      | ---     | 28     |
| Sales and traffic representatives and agents.....                    | ---    | 21      | 1       | 22     |
| Freight and other claim agents and investigators.....                | ---    | 11      | ---     | 11     |
| Supervising and chief claim agents.....                              | ---    | 4       | ---     | 4      |
| Lieutenants and sergeants of police.....                             | ---    | 46      | ---     | 46     |
| Police officers, watchmen and guards (except crossing & bridge)....  | ---    | 245     | 6       | 251    |
| Inspectors, (except MOW & MOE), other investigators, examiners, etc  | ---    | 10      | 1       | 11     |
| Buyers, and sales agents.....  | ---    | 8       | ---     | 8      |
| Clerical technicians and clerical specialists.....                   | ---    | 60      | 3       | 63     |
| Office machine and data equipment operators.....                     | ---    | 30      | ---     | 30     |
| Secretaries, stenographers, and typists.....                         | ---    | 45      | ---     | 45     |
| General and other clerks (except yard clerk and crew dispatcher)...  | ---    | 431     | 3       | 434    |
| Telephone and switchboard operators.....                             | ---    | 4       | ---     | 4      |
| Building and office attendants.....                                  | ---    | 120     | 4       | 124    |
| Messengers and office persons.....                                   | ---    | 18      | ---     | 18     |
| Motor vehicle operators.....   | ---    | 203     | 3       | 206    |
| Subtotal.....  | ---    | 1,328   | 22      | 1,350  |
| <b>MAINTENANCE OF WAY AND STRUCTURES</b>                             |        |         |         |        |
| Maintenance of way and structures (miscellaneous).....               | ---    | 3       | ---     | 3      |
| Supervisors, maintenance of way, structures, communication & signals | 1      | 116     | 2       | 119    |
| Maintenance of way, structures, comm. & signals, & scale inspectors  | 3      | 110     | 1       | 114    |
| Bridge and building gang foreman.....                                | ---    | 111     | 2       | 113    |
| Bridge and building carpenters.....                                  | ---    | 573     | 9       | 582    |
| Bridge and building ironworkers.....                                 | ---    | 92      | ---     | 92     |
| Bridge and building painters.....                                    | ---    | 42      | 2       | 44     |
| Masons, bricklayers, plasterers, and plumbers.....                   | ---    | 358     | 11      | 369    |
| Bridge and building helpers and apprentices.....                     | ---    | 261     | 9       | 270    |
| Bridge and building gang and bridge and building dept laborers....   | ---    | 102     | 1       | 103    |
| Track gang foremen (extra gang work train laborers).....             | 1      | 189     | 1       | 191    |
| Gang or section foreman.....   | 2      | 619     | 7       | 628    |
| Extra gang laborers.....   | ---    | 1,536   | 23      | 1,559  |
| Section laborers.....  | 3      | 3,281   | 50      | 3,334  |
| Machine operators.....   | 2      | 1,400   | 11      | 1,413  |
| Gang foremen, communications and signals.....                        | ---    | 56      | 1       | 57     |
| Signalmen and signal maintainers.....                                | 3      | 590     | 26      | 619    |
| Linemen and groundmen and communications craftsman.....              | 1      | 269     | 11      | 281    |
| Assistant signalmen and assistant signal maintainers.....            | ---    | 150     | 3       | 153    |
| Signal helpers and signal maintainer helpers.....                    | ---    | 47      | 1       | 48     |
| Camp car cooks.....  | ---    | 30      | ---     | 30     |
| Subtotal.....  | 16     | 9,935   | 171     | 10,122 |

TABLE 52. (CONTINUED)

|  | Killed | Injured | Illness | Total  |
|--|--------|---------|---------|--------|
| <b>MAINTENANCE OF EQUIPMENT AND STORES</b>                             |        |         |         |        |
| Maintenance of equipment and stores (miscellaneous).....               | ---    | 4       | ---     | 4      |
| Supervisors and general foremen, maintenance of equipment.....         | 1      | 79      | 3       | 83     |
| Supervisors and general foremen, materials and stores.....             | ---    | 9       | ---     | 9      |
| Equipment, shop, electrical inspectors.....                            | ---    | 54      | ---     | 54     |
| Materials and supplies inspectors.....                                 | ---    | 3       | ---     | 3      |
| Storekeeper.....   | ---    | 52      | ---     | 52     |
| Gang foremen, maintenance of equipment.....                            | ---    | 156     | 2       | 158    |
| Blacksmiths.....   | ---    | 44      | ---     | 44     |
| Boilermakers.....  | ---    | 130     | ---     | 130    |
| Carmen (freight).....  | 2      | 1,906   | 23      | 1,931  |
| Carmen (other).....  | 1      | 743     | 7       | 751    |
| Electrical workers (A).....  | ---    | 750     | 9       | 759    |
| Electrical workers (B).....  | ---    | 30      | 1       | 31     |
| Electrical workers (C).....  | ---    | 16      | ---     | 16     |
| Machinists.....  | 1      | 1,312   | 13      | 1,326  |
| Sheet metal workers.....   | ---    | 249     | 2       | 251    |
| Skilled trades, helpers, maintenance of equipment and stores.....      | ---    | 264     | 3       | 267    |
| Apprentices, maintenance of equipment and stores.....                  | ---    | 116     | 4       | 120    |
| Coach cleaners.....  | ---    | 259     | 16      | 275    |
| Laborers: shops, enginehouses and power plants.....                    | ---    | 631     | 9       | 640    |
| Gang foremen, materials and stores.....                                | ---    | 19      | ---     | 19     |
| Equipment operators and general laborers, materials and stores.....    | ---    | 209     | 4       | 213    |
| Stationary engineers.....  | ---    | 7       | ---     | 7      |
| Stationary firemen.....  | ---    | 3       | 1       | 4      |
| Subtotal.....  | 5      | 7,045   | 97      | 7,147  |
| <b>TRANSPORTATION, OTHER THAN TRAIN AND ENGINE</b>                     |        |         |         |        |
| Transportation, other than train and engine (miscellaneous).....       | ---    | 2       | ---     | 2      |
| Transportation supervisor and chief train dispatcher.....              | ---    | 8       | ---     | 8      |
| Train dispatchers.....   | ---    | 13      | ---     | 13     |
| Station, freight and passenger agents.....                             | ---    | 24      | 2       | 26     |
| Chief operators and wire chiefs.....                                   | ---    | 3       | ---     | 3      |
| Clerk operators, towerman, train directors.....                        | ---    | 99      | 1       | 100    |
| Station masters & assts, supervising bag. agents, bag. agents, etc.    | 1      | 13      | ---     | 14     |
| Baggage, parcel room and station attendents.....                       | ---    | 51      | 1       | 52     |
| General & asst gnrl foremen, stations, warehouses, grain elev., docks. | ---    | 5       | ---     | 5      |
| Gang foremen, stations, warehouses, grain elevators and docks.....     | ---    | 3       | ---     | 3      |
| Grain elevator, and dock laborers.....                                 | ---    | 99      | ---     | 99     |
| Station, and warehouse laborers.....                                   | ---    | 58      | ---     | 58     |
| Truckers (station, warehouse and platforms).....                       | ---    | 33      | ---     | 33     |
| Food and lodging manager, supervisors.....                             | ---    | 51      | ---     | 51     |
| Waiters and kitchen helpers (restaurant and dining car).....           | ---    | 38      | ---     | 38     |
| Chefs and cooks (restaurant and dining car).....                       | ---    | 14      | ---     | 14     |
| Marine officers and workers and shore workers.....                     | ---    | 6       | ---     | 6      |
| Train attendants.....  | ---    | 166     | 1       | 167    |
| Bridge operators and helpers.....                                      | ---    | 9       | ---     | 9      |
| Bridge and crossing flagmen and gatemen.....                           | ---    | 5       | ---     | 5      |
| Yards clerks.....  | ---    | 132     | 2       | 134    |
| Crew dispatchers.....  | ---    | 12      | ---     | 12     |
| Yardmasters and assistant yardmasters.....                             | ---    | 43      | 2       | 45     |
| Subtotal.....  | 1      | 887     | 9       | 897    |
| <b>TRANSPORTATION, TRAIN AND ENGINE</b>                                |        |         |         |        |
| Transportation, train and engine (miscellaneous).....                  | ---    | 16      | 1       | 17     |
| Switchtenders.....   | ---    | 35      | ---     | 35     |
| Car retarder operators and ground service employees.....               | ---    | 11      | ---     | 11     |
| Outside hostlers.....  | ---    | 145     | 1       | 146    |
| Outside hostler helpers.....   | ---    | 47      | ---     | 47     |
| Inside hostler.....  | ---    | 39      | ---     | 39     |
| Road passenger conductors.....   | 2      | 316     | 6       | 324    |
| Assistant road passenger conductors and ticket collectors.....         | ---    | 176     | 1       | 177    |
| Road freight conductors (through freight).....                         | ---    | 584     | 12      | 596    |
| Road freight conductors (local and way freight).....                   | ---    | 468     | 6       | 474    |
| Road passenger baggageperson.....                                      | ---    | 9       | ---     | 9      |
| Road Passenger brakemen and flagmen.....                               | ---    | 113     | 1       | 114    |
| Road freight brakemen and flagmen (through freight).....               | 5      | 1,474   | 30      | 1,509  |
| Road freight brakemen and flagmen (local and way freight).....         | 5      | 1,292   | 22      | 1,319  |
| Yard conductors and yard foremen.....                                  | ---    | 806     | 6       | 812    |
| Yard brakemen and yard helpers.....                                    | 3      | 3,009   | 31      | 3,043  |
| Road passenger engineers and motormen.....                             | ---    | 188     | 12      | 200    |
| Road freight engineers (through freight).....                          | 1      | 399     | 12      | 412    |
| Road freight engineers (local and way freight).....                    | 1      | 273     | 8       | 282    |
| Yard engineers.....  | 1      | 422     | 10      | 433    |
| Road passenger firemen and helpers.....                                | ---    | 39      | 1       | 40     |
| Road freight firemen and helpers (through freight).....                | 3      | 105     | 2       | 110    |
| Road freight firemen and helpers (local and way freight).....          | ---    | 52      | 1       | 53     |
| Yard firemen and helpers.....  | ---    | 64      | 1       | 65     |
| Subtotal.....  | 21     | 10,082  | 164     | 10,267 |
| Total.....   | 46     | 29,358  | 464     | 29,868 |



**TABLE 53. EMPLOYEE ON DUTY FATALITIES BY JOB CATEGORY**

| Type accident/incident                             | I*  | II  | III | IV  | V   | VI  | Total |
|--|-----|-----|-----|-----|-----|-----|-------|
| <b>TRAIN ACCIDENTS</b>                             |     |     |     |     |     |     |       |
| Collisions   | --- | --- | --- | --- | --- | 6   | 6     |
| Deraillments                                       | --- | --- | --- | --- | --- | 1   | 1     |
| Rail-highway x-ing                                 | --- | --- | 1   | --- | --- | 1   | 2     |
| Miscellaneous                                      | --- | --- | --- | --- | --- | --- | ---   |
| Total.....   | --- | --- | 1   | --- | --- | 8   | 9     |
| <b>TRAIN INCIDENTS</b>                             |     |     |     |     |     |     |       |
| Coupling and uncoupling locomotives or cars.....   | --- | --- | --- | --- | --- | --- | ---   |
| Coupling/uncoupling air/steam hose, safety chains. | --- | --- | --- | --- | --- | 1   | 1     |
| Operating or on locomotives.....                   | --- | --- | --- | --- | --- | --- | ---   |
| Operating rail motorcars.....                      | --- | --- | 1   | --- | --- | --- | 1     |
| Operating hand brakes.....                         | --- | --- | --- | --- | --- | 1   | 1     |
| Operating switches or derails.....                 | --- | --- | --- | --- | --- | --- | ---   |
| Contacting fixed objects while on locos or cars..  | --- | --- | --- | --- | --- | 1   | 1     |
| Getting on or off cars or locomotives.....         | --- | --- | --- | --- | --- | 1   | 1     |
| Collisions, deraillments, etc. (<= \$4,901).....   | --- | --- | --- | --- | --- | --- | ---   |
| Rail-highway crossing accidents/incidents.....     | --- | --- | --- | --- | --- | --- | ---   |
| Struck by/ran into loco/car(not at rr-hwy x-ing).  | --- | --- | --- | --- | --- | 2   | 2     |
| Servicing or maintenance of equipment.....         | --- | --- | --- | 1   | --- | --- | 1     |
| Maintenance of way and structures.....             | --- | --- | 2   | --- | --- | --- | 2     |
| Freight, baggage, express or mail.....             | --- | --- | --- | --- | --- | --- | ---   |
| Windows, doors, etc., on on-track equipment.....   | --- | --- | --- | --- | --- | --- | ---   |
| Passenger car doors.....                           | --- | --- | --- | --- | --- | --- | ---   |
| Stumbling, slipping, falling, caught, N.O.C.....   | --- | --- | --- | --- | --- | 3   | 3     |
| Flying or falling objects, burns, etc., N.O.C....  | --- | --- | --- | --- | --- | --- | ---   |
| Operation of on-track work equipment.....          | --- | --- | 2   | --- | --- | --- | 2     |
| Assault.....                                       | --- | --- | --- | --- | --- | 1   | 1     |
| Other occurrences.....                             | --- | --- | --- | --- | --- | --- | ---   |
| Total.....   | --- | --- | 5   | 1   | --- | 10  | 16    |
| <b>NONTRAIN INCIDENTS</b>                          |     |     |     |     |     |     |       |
| Coupling and uncoupling locomotives or cars.....   | --- | --- | --- | --- | --- | --- | ---   |
| Coupling/uncoupling air/steam hose, safety chains. | --- | --- | --- | --- | --- | --- | ---   |
| Operating or on locomotives.....                   | --- | --- | --- | --- | --- | --- | ---   |
| Operating rail motorcars.....                      | --- | --- | --- | --- | --- | --- | ---   |
| Operating hand brakes.....                         | --- | --- | --- | --- | --- | --- | ---   |
| Operating switches or derails.....                 | --- | --- | --- | --- | --- | --- | ---   |
| Contacting fixed objects while on locos or cars..  | --- | --- | --- | --- | --- | --- | ---   |
| Getting on or off cars or locomotives.....         | --- | --- | --- | --- | --- | --- | ---   |
| Collisions, deraillments, etc. (<= \$4,901).....   | --- | --- | --- | --- | --- | --- | ---   |
| Rail-highway crossing accidents/incidents.....     | --- | --- | --- | --- | --- | --- | ---   |
| Struck by/ran into loco/car(not at rr-hwy x-ing).  | --- | --- | --- | --- | --- | --- | ---   |
| Servicing or maintenance of equipment.....         | 1   | --- | --- | 1   | --- | --- | 2     |
| Maintenance of way and structures.....             | --- | --- | 4   | --- | --- | --- | 4     |
| Freight, baggage, express or mail.....             | --- | --- | --- | --- | --- | --- | ---   |
| Windows, doors, etc., on on-track equipment.....   | --- | --- | --- | --- | --- | --- | ---   |
| Passenger car doors.....                           | --- | --- | --- | --- | --- | --- | ---   |
| Stumbling, slipping, falling, caught, N.O.C.....   | 1   | --- | --- | --- | --- | --- | 1     |
| Flying or falling objects, burns, etc., N.O.C....  | --- | --- | --- | --- | --- | --- | ---   |
| Operation of on-track work equipment.....          | --- | --- | --- | --- | --- | --- | ---   |
| Assault.....                                       | --- | --- | --- | --- | 1   | --- | 1     |
| Other occurrences.....                             | 1   | --- | 6   | 3   | --- | 3   | 13    |
| Total.....   | 3   | --- | 10  | 4   | 1   | 3   | 21    |
| Grand total.....                                   | 3   | --- | 16  | 5   | 1   | 21  | 46    |

NOTE: I = Executives, officials, and staff assistants  
 II = Professional, clerical, and general  
 III = Maintenance of way and structures  
 IV = Maintenance of equipment and stores  
 V = Transportation (other than train, engine, and yard)  
 VI = Transportation (train and engine)

**TABLE 54. EMPLOYEE ON DUTY INJURIES BY JOB CATEGORY**

| Type accident/incident                             | I*  | II    | III   | IV    | V   | VI     | Total  |
|--|-----|-------|-------|-------|-----|--------|--------|
| <b>TRAIN ACCIDENTS</b>                             |     |       |       |       |     |        |        |
| Collisions.....                                    | --- | ---   | 4     | ---   | 13  | 70     | 87     |
| Deraillments.....                                  | --- | ---   | 4     | 2     | 28  | 80     | 114    |
| Rail-highway x-ing.....                            | --- | ---   | 8     | ---   | 14  | 60     | 82     |
| Miscellaneous.....                                 | --- | ---   | 5     | 2     | --- | 23     | 30     |
| Total.....   | --- | ---   | 21    | 4     | 55  | 233    | 313    |
| <b>TRAIN INCIDENTS</b>                             |     |       |       |       |     |        |        |
| Coupling and uncoupling locomotives or cars.....   | --- | ---   | ---   | 4     | 13  | 301    | 318    |
| Coupling/uncoupling air/steam hose, safety chains. | --- | ---   | 1     | 3     | --- | 32     | 36     |
| Operating or on locomotives.....                   | 1   | ---   | 3     | 12    | 2   | 681    | 699    |
| Operating rail motorcars.....                      | --- | ---   | 21    | ---   | --- | 13     | 34     |
| Operating hand brakes.....                         | --- | ---   | 1     | 2     | --- | 119    | 122    |
| Operating switches or derails.....                 | --- | ---   | 2     | 1     | --- | 40     | 43     |
| Contacting fixed objects while on locos or cars..  | --- | ---   | ---   | 2     | 2   | 99     | 103    |
| Getting on or off cars or locomotives.....         | 1   | 2     | 5     | 6     | 1   | 937    | 952    |
| Collisions, deraillments, etc. (<= \$4,901).....   | --- | ---   | 9     | 5     | --- | 79     | 93     |
| Rail-highway crossing accidents/incidents.....     | --- | ---   | 9     | ---   | 1   | 61     | 71     |
| Struck by/ran into loco/car(not at rr-hwy x-ing).  | --- | ---   | 7     | 4     | 3   | 50     | 64     |
| Servicing or maintenance of equipment.....         | --- | 2     | 8     | 80    | 16  | 3      | 109    |
| Maintenance of way and structures.....             | 1   | 2     | 114   | 4     | --- | 1      | 122    |
| Freight, baggage, express or mail.....             | --- | 1     | 2     | ---   | 7   | 6      | 16     |
| Windows, doors, etc., on on-track equipment.....   | 1   | ---   | 2     | 3     | 13  | 72     | 91     |
| Passenger car doors.....                           | --- | ---   | ---   | ---   | --- | 3      | 3      |
| Stumbling, slipping, falling, caught, N.O.C.....   | 1   | ---   | 5     | 7     | 17  | 147    | 177    |
| Flying or falling objects, burns, etc., N.O.C....  | --- | 3     | 9     | 4     | 8   | 356    | 380    |
| Operation of on-track work equipment.....          | 1   | ---   | 94    | 5     | 4   | 14     | 118    |
| Assault.....                                       | --- | ---   | ---   | ---   | --- | 82     | 82     |
| Other occurrences.....                             | 1   | 3     | 14    | 12    | 37  | 596    | 663    |
| Total.....   | 7   | 13    | 306   | 154   | 124 | 3,692  | 4,296  |
| <b>NONTRAIN INCIDENTS</b>                          |     |       |       |       |     |        |        |
| Coupling and uncoupling locomotives or cars.....   | --- | 1     | 4     | 29    | 2   | 656    | 692    |
| Coupling/uncoupling air/steam hose, safety chains. | --- | 1     | 3     | 42    | --- | 255    | 301    |
| Operating or on locomotives.....                   | --- | ---   | 5     | 50    | 3   | 475    | 533    |
| Operating rail motorcars.....                      | --- | 4     | 43    | 5     | 1   | 14     | 67     |
| Operating hand brakes.....                         | --- | ---   | 3     | 22    | --- | 432    | 457    |
| Operating switches or derails.....                 | 1   | 5     | 34    | 42    | 17  | 1,224  | 1,323  |
| Contacting fixed objects while on locos or cars..  | --- | 1     | 1     | 7     | --- | 35     | 44     |
| Getting on or off cars or locomotives.....         | 2   | 36    | 29    | 127   | 17  | 859    | 1,070  |
| Collisions, deraillments, etc. (<= \$4,901).....   | --- | ---   | ---   | ---   | --- | ---    | ---    |
| Rail-highway crossing accidents/incidents.....     | --- | ---   | ---   | ---   | --- | 1      | 1      |
| Struck by/ran into loco/car(not at rr-hwy x-ing).  | --- | ---   | 1     | 3     | --- | 5      | 9      |
| Servicing or maintenance of equipment.....         | 4   | 74    | 427   | 5,256 | 78  | 98     | 5,937  |
| Maintenance of way and structures.....             | 23  | 155   | 8,154 | 521   | 39  | 30     | 8,922  |
| Freight, baggage, express or mail.....             | --- | 11    | 5     | 8     | 73  | 13     | 110    |
| Windows, doors, etc., on on-track equipment.....   | --- | 22    | 51    | 144   | 13  | 169    | 399    |
| Passenger car doors.....                           | 1   | ---   | ---   | 2     | 2   | 20     | 25     |
| Stumbling, slipping, falling, caught, N.O.C.....   | 7   | 248   | 212   | 285   | 191 | 1,045  | 1,988  |
| Flying or falling objects, burns, etc., N.O.C....  | 2   | 74    | 40    | 65    | 47  | 289    | 517    |
| Operation of on-track work equipment.....          | --- | ---   | 89    | 4     | 1   | 1      | 95     |
| Assault.....                                       | 1   | 96    | 17    | 12    | 8   | 48     | 182    |
| Other occurrences.....                             | 33  | 587   | 490   | 263   | 216 | 488    | 2,077  |
| Total.....   | 74  | 1,315 | 9,608 | 6,887 | 708 | 6,157  | 24,749 |
| Grand total.....                                   | 81  | 1,328 | 9,935 | 7,045 | 887 | 10,082 | 29,358 |

\* NOTE: I = Executives, officials, and staff assistants  
 II = Professional, clerical, and general  
 III = Maintenance of way and structures  
 IV = Maintenance of equipment and stores  
 V = Transportation (other than train, engine, and yard)  
 VI = Transportation (train and engine)

**TABLE 55. LOST WORKDAYS RESULTING FROM NONFATAL INJURIES TO EMPLOYEES ON DUTY**

| Type of Occurrence                                 | Total Cases | Cases With Days Away From Work Or Days Of Restriction |                |                  |                     |                     | Other Cases |
|--|-------------|---|----------------|------------------|---------------------|---------------------|-------------|
|  |             | Total Cases   | Lost Day Cases | Restricted Cases | Days Away From Work | Days Of Restriction |             |
| <b>TRAIN ACCIDENTS</b>                             |             |   |                |                  |                     |                     |             |
| Collisions.....                                    | 87          | 68  | 57             | 11               | 1,203               | 263                 | 19          |
| Deraillments.....                                  | 114         | 102   | 84             | 18               | 1,306               | 292                 | 12          |
| Rail-highway x-ing.....                            | 82          | 67  | 56             | 11               | 931                 | 181                 | 15          |
| Miscellaneous.....                                 | 30          | 26  | 23             | 3                | 929                 | 38                  | 4           |
| Total.....   | 313         | 263   | 220            | 43               | 4,369               | 774                 | 50          |
| <b>TRAIN INCIDENTS</b>                             |             |   |                |                  |                     |                     |             |
| Coupling and uncoupling locomotives or cars.....   | 318         | 266   | 152            | 114              | 3,358               | 1,933               | 52          |
| Coupling/uncoupling air/steam hose, safety chains. | 36          | 29  | 21             | 8                | 505                 | 176                 | 7           |
| Operating or on locomotives.....                   | 699         | 488   | 329            | 159              | 4,460               | 1,704               | 211         |
| Operating rail motorcars.....                      | 34          | 26  | 19             | 7                | 395                 | 134                 | 8           |
| Operating hand brakes.....                         | 122         | 101   | 54             | 47               | 1,630               | 555                 | 21          |
| Operating switches or derails.....                 | 43          | 34  | 19             | 15               | 579                 | 273                 | 9           |
| Contacting fixed objects while on locos or cars..  | 103         | 79  | 56             | 23               | 1,398               | 376                 | 24          |
| Getting on or off cars or locomotives.....         | 952         | 831   | 461            | 370              | 8,731               | 5,525               | 121         |
| Collisions, derailments, etc. (<= \$4,901).....    | 93          | 70  | 43             | 27               | 1,514               | 440                 | 23          |
| Rail-highway crossing accidents/incidents.....     | 71          | 55  | 31             | 24               | 515                 | 272                 | 16          |
| Struck by/ran into loco/car(not at rr-hwy x-ing).  | 64          | 50  | 36             | 14               | 1,036               | 234                 | 14          |
| Servicing or maintenance of equipment.....         | 109         | 86  | 67             | 19               | 1,316               | 269                 | 23          |
| Maintenance of way and structures.....             | 122         | 93  | 56             | 37               | 1,287               | 435                 | 29          |
| Freight, baggage, express or mail.....             | 16          | 12  | 9              | 3                | 153                 | 3                   | 4           |
| Windows, doors, etc., on on-track equipment.....   | 91          | 68  | 46             | 22               | 587                 | 132                 | 23          |
| Passenger car doors.....                           | 3           | 1   | 1              | ---              | 4                   | ---                 | 2           |
| Stumbling, slipping, falling, caught, N.O.C.....   | 177         | 141   | 89             | 52               | 1,795               | 595                 | 36          |
| Flying or falling objects, burns, etc., N.O.C....  | 380         | 173   | 79             | 94               | 556                 | 438                 | 207         |
| Operation of on-track work equipment.....          | 118         | 95  | 62             | 33               | 1,188               | 392                 | 23          |
| Assault.....                                       | 82          | 59  | 41             | 18               | 524                 | 128                 | 23          |
| Other occurrences.....                             | 663         | 495   | 305            | 190              | 5,360               | 2,810               | 168         |
| Total.....   | 4,296       | 3,252   | 1,976          | 1,276            | 36,891              | 16,824              | 1,644       |
| <b>NONTRAIN INCIDENTS</b>                          |             |   |                |                  |                     |                     |             |
| Coupling and uncoupling locomotives or cars.....   | 692         | 584   | 329            | 255              | 6,966               | 4,329               | 108         |
| Coupling/uncoupling air/steam hose, safety chains. | 301         | 215   | 120            | 95               | 1,615               | 1,329               | 86          |
| Operating or on locomotives.....                   | 533         | 403   | 272            | 131              | 3,642               | 1,887               | 130         |
| Operating rail motorcars.....                      | 67          | 56  | 36             | 20               | 507                 | 280                 | 11          |
| Operating hand brakes.....                         | 457         | 373   | 231            | 142              | 3,855               | 2,163               | 84          |
| Operating switches or derails.....                 | 1,323       | 1,104   | 660            | 444              | 11,605              | 6,513               | 219         |
| Contacting fixed objects while on locos or cars..  | 44          | 30  | 18             | 12               | 186                 | 176                 | 14          |
| Getting on or off cars or locomotives.....         | 1,070       | 872   | 558            | 314              | 9,722               | 5,042               | 198         |
| Collisions, derailments, etc. (<= \$4,901).....    | ---         | ---   | ---            | ---              | ---                 | ---                 | ---         |
| Rail-highway crossing accidents/incidents.....     | 1           | 1   | 1              | ---              | 5                   | ---                 | ---         |
| Struck by/ran into loco/car(not at rr-hwy x-ing).  | 9           | 6   | 3              | 3                | 32                  | 59                  | 3           |
| Servicing or maintenance of equipment.....         | 5,937       | 3,754   | 2,128          | 1,626            | 32,556              | 20,032              | 2,183       |
| Maintenance of way and structures.....             | 8,922       | 5,837   | 2,934          | 2,903            | 44,946              | 32,013              | 3,085       |
| Freight, baggage, express or mail.....             | 110         | 92  | 76             | 16               | 1,088               | 75                  | 18          |
| Windows, doors, etc., on on-track equipment.....   | 399         | 271   | 167            | 104              | 2,226               | 1,603               | 128         |
| Passenger car doors.....                           | 25          | 14  | 11             | 3                | 210                 | 14                  | 11          |
| Stumbling, slipping, falling, caught, N.O.C.....   | 1,988       | 1,559   | 971            | 588              | 15,360              | 8,486               | 429         |
| Flying or falling objects, burns, etc., N.O.C....  | 517         | 272   | 171            | 101              | 1,256               | 919                 | 245         |
| Operation of on-track work equipment.....          | 95          | 72  | 38             | 34               | 687                 | 417                 | 23          |
| Assault.....                                       | 182         | 149   | 136            | 13               | 1,158               | 246                 | 33          |
| Other occurrences.....                             | 2,077       | 1,229   | 849            | 380              | 12,446              | 4,605               | 848         |
| Total.....   | 24,749      | 16,893  | 9,709          | 7,184            | 150,068             | 90,188              | 7,856       |
| Grand total.....                                   | 29,358      | 20,408  | 11,905         | 8,503            | 191,328             | 107,786             | 8,950       |

**TABLE 56. EMPLOYEE ON DUTY ILLNESSES BY JOB CATEGORY**

| Type accident/incident                             | I*  | II  | III | IV  | V   | VI  | Total |
|--|-----|-----|-----|-----|-----|-----|-------|
| <b>TRAIN ACCIDENTS</b>                             |     |     |     |     |     |     |       |
| Collisions.....                                    | --- | 1   | --- | --- | --- | 6   | 7     |
| Derailments.....                                   | --- | --- | 2   | 7   | --- | --- | 9     |
| Rail-highway x-ing.....                            | --- | --- | --- | --- | --- | --- | ---   |
| Miscellaneous.....                                 | --- | --- | --- | --- | --- | --- | ---   |
| Total.....   | --- | 1   | 2   | 7   | --- | 6   | 16    |
| <b>TRAIN INCIDENTS</b>                             |     |     |     |     |     |     |       |
| Coupling and uncoupling locomotives or cars.....   | --- | --- | --- | --- | --- | 2   | 2     |
| Coupling/uncoupling air/steam hose, safety chains. | --- | --- | --- | --- | --- | --- | ---   |
| Operating or on locomotives.....                   | --- | --- | --- | --- | --- | 32  | 32    |
| Operating rail motorcars.....                      | --- | --- | --- | --- | --- | --- | ---   |
| Operating hand brakes.....                         | --- | --- | --- | --- | --- | 1   | 1     |
| Operating switches or derails.....                 | --- | --- | --- | --- | --- | 6   | 6     |
| Contacting fixed objects while on locos or cars..  | --- | --- | --- | --- | --- | --- | ---   |
| Getting on or off cars or locomotives.....         | --- | --- | --- | --- | --- | 2   | 2     |
| Collisions, derailments, etc. (<= \$4,901).....    | --- | --- | --- | --- | --- | 1   | 1     |
| Rail-highway crossing accidents/incidents.....     | --- | --- | --- | --- | --- | 1   | 1     |
| Struck by/ran into loco/car(not at rr-hwy x-ing).  | --- | --- | --- | --- | --- | --- | ---   |
| Servicing or maintenance of equipment.....         | --- | --- | --- | --- | --- | --- | ---   |
| Maintenance of way and structures.....             | --- | --- | --- | --- | --- | --- | ---   |
| Freight, baggage, express or mail.....             | --- | --- | --- | --- | --- | --- | ---   |
| Windows, doors, etc., on on-track equipment.....   | --- | --- | --- | --- | --- | --- | ---   |
| Passenger car doors.....                           | --- | --- | --- | --- | --- | --- | ---   |
| Stumbling, slipping, falling, caught, N.O.C.....   | --- | --- | --- | --- | --- | --- | ---   |
| Flying or falling objects, burns, etc., N.O.C....  | --- | --- | 2   | --- | 1   | 27  | 30    |
| Operation of on-track work equipment.....          | --- | --- | --- | --- | --- | --- | ---   |
| Assault.....                                       | --- | --- | --- | --- | --- | --- | ---   |
| Other occurrences.....                             | --- | --- | 1   | --- | --- | 4   | 5     |
| Total.....   | --- | --- | 3   | --- | 1   | 76  | 80    |
| <b>NONTRAIN INCIDENTS</b>                          |     |     |     |     |     |     |       |
| Coupling and uncoupling locomotives or cars.....   | --- | --- | --- | --- | --- | --- | ---   |
| Coupling/uncoupling air/steam hose, safety chains. | --- | --- | --- | --- | --- | --- | ---   |
| Operating or on locomotives.....                   | --- | --- | --- | 3   | --- | 19  | 22    |
| Operating rail motorcars.....                      | --- | --- | --- | --- | --- | --- | ---   |
| Operating hand brakes.....                         | --- | --- | --- | --- | --- | --- | ---   |
| Operating switches or derails.....                 | --- | --- | --- | --- | --- | 1   | 1     |
| Contacting fixed objects while on locos or cars..  | --- | --- | --- | --- | --- | --- | ---   |
| Getting on or off cars or locomotives.....         | --- | 1   | --- | --- | --- | 2   | 3     |
| Collisions, derailments, etc. (<= \$4,901).....    | --- | --- | --- | --- | --- | --- | ---   |
| Rail-highway crossing accidents/incidents.....     | --- | --- | --- | --- | --- | --- | ---   |
| Struck by/ran into loco/car(not at rr-hwy x-ing).  | --- | --- | --- | --- | --- | --- | ---   |
| Servicing or maintenance of equipment.....         | 1   | 1   | 1   | 62  | 1   | 2   | 68    |
| Maintenance of way and structures.....             | --- | 1   | 80  | 5   | --- | --- | 86    |
| Freight, baggage, express or mail.....             | --- | --- | --- | --- | --- | --- | ---   |
| Windows, doors, etc., on on-track equipment.....   | --- | --- | 1   | --- | --- | --- | 1     |
| Passenger car doors.....                           | --- | --- | --- | --- | --- | --- | ---   |
| Stumbling, slipping, falling, caught, N.O.C.....   | --- | --- | --- | 1   | --- | 1   | 2     |
| Flying or falling objects, burns, etc., N.O.C....  | --- | 9   | 5   | 7   | 3   | 46  | 70    |
| Operation of on-track work equipment.....          | --- | --- | --- | --- | --- | --- | ---   |
| Assault.....                                       | --- | --- | --- | --- | --- | --- | ---   |
| Other occurrences.....                             | --- | 9   | 79  | 12  | 4   | 11  | 115   |
| Total.....   | 1   | 21  | 166 | 90  | 8   | 82  | 368   |
| Grand total.....                                   | 1   | 22  | 171 | 97  | 9   | 164 | 464   |

\* NOTE: I = Executives, officials, and staff assistants  
 II = Professional, clerical, and general  
 III = Maintenance of way and structures  
 IV = Maintenance of equipment and stores  
 V = Transportation (other than train, engine, and yard)  
 VI = Transportation (train and engine)

**TABLE 57. SUMMARY OF NONFATAL EMPLOYEE ON DUTY INJURIES DUE TO ASSAULT**

| Railroad  | .....Struck By Thrown Or Otherwise..... |            |         |                | ...Other Assaults... |                 | Grand Total |
|---|---|------------|---------|----------------|----------------------|-----------------|-------------|
|   | Propelled Object While:                 |            |         |                | On Consists          | Not On Consists |             |
|   | On Locomotive                           | On Caboose | On Cars | Not On Consist |                      |                 |             |
| <b>CLASS I RAILROADS</b>                                    |   |            |         |                |                      |                 |             |
| Alabama Great Southern Railroad Co.....                     | ---                                     | ---        | ---     | ---            | ---                  | ---             | ---         |
| Amtrak (National RR Passenger Corp).....                    | ---                                     | ---        | ---     | 1              | 2                    | 46              | 49          |
| Atchison, Topeka And Santa Fe Rwy Co.....                   | ---                                     | ---        | ---     | ---            | 2                    | 8               | 10          |
| Boston And Maine Corporation.....                           | ---                                     | ---        | ---     | 2              | ---                  | 1               | 3           |
| Burlington Northern Incorporated.....                       | 2                                       | 2          | ---     | ---            | ---                  | 1               | 5           |
| Central Of Georgia Railroad Company.....                    | ---                                     | ---        | ---     | ---            | ---                  | ---             | ---         |
| Chessie System Railroads.....                               | 4                                       | 1          | 1       | 1              | ---                  | 3               | 10          |
| Chicago And North Western.....                              | 2                                       | 1          | ---     | ---            | ---                  | 3               | 6           |
| Chicago, Milw, St. Paul And Pacific.....                    | ---                                     | ---        | ---     | ---            | ---                  | ---             | ---         |
| Cincinnati, New Orleans And TX Pac Co.....                  | ---                                     | ---        | ---     | ---            | ---                  | ---             | ---         |
| Consolidated Rail Corporation.....                          | 9                                       | 2          | ---     | 2              | ---                  | 10              | 23          |
| Delaware And Hudson Railway.....                            | 2                                       | 1          | ---     | ---            | ---                  | ---             | 3           |
| Denver And Rio Grande Western RR Co.....                    | ---                                     | ---        | ---     | ---            | ---                  | 1               | 1           |
| Elgin, Joliet And Eastern Railway Co.....                   | ---                                     | ---        | ---     | ---            | ---                  | ---             | ---         |
| Florida East Coast Railway Co.....                          | ---                                     | ---        | ---     | ---            | ---                  | ---             | ---         |
| Grand Trunk Western Railroad Co.....                        | 2                                       | 1          | ---     | ---            | ---                  | 1               | 4           |
| Illinois Central Gulf Railroad Co.....                      | 2                                       | 1          | ---     | ---            | 1                    | 2               | 6           |
| Kansas City Southern Railway Co.....                        | ---                                     | ---        | ---     | ---            | ---                  | ---             | ---         |
| Louisiana And Arkansas Rwy Company.....                     | ---                                     | ---        | ---     | ---            | ---                  | ---             | ---         |
| Missouri Pacific Railroad Co.....                           | 6                                       | 3          | ---     | ---            | 1                    | 4               | 14          |
| Missouri-Kansas-Texas Railroad Co.....                      | ---                                     | ---        | ---     | ---            | ---                  | ---             | ---         |
| Norfolk And Western Railway Co.....                         | 3                                       | ---        | 1       | ---            | 1                    | 1               | 6           |
| Seaboard System Railroad.....                               | 3                                       | 2          | ---     | 1              | 2                    | 1               | 9           |
| Soo Line Railroad Company.....                              | ---                                     | ---        | ---     | ---            | ---                  | ---             | ---         |
| Southern Pacific Transportation Co.....                     | 1                                       | 1          | ---     | 1              | 1                    | 7               | 11          |
| Southern Railway Company.....                               | ---                                     | ---        | ---     | 1              | ---                  | 1               | 2           |
| St. Louis Southwestern Railway Co.....                      | ---                                     | ---        | ---     | ---            | ---                  | ---             | ---         |
| Union Pacific Railroad Co.....                              | ---                                     | ---        | ---     | 1              | ---                  | 2               | 3           |
| Total Class I Railroads.....                                | 36                                      | 15         | 2       | 10             | 10                   | 92              | 165         |
| <b>RECAPITULATION (INCLUDES CLASS II AND III RAILROADS)</b> |   |            |         |                |                      |                 |             |
| Class I Railroads.....                                      | 36                                      | 15         | 2       | 10             | 10                   | 92              | 165         |
| Class II Railroads.....                                     | ---                                     | 1          | ---     | ---            | ---                  | 1               | 2           |
| Class III Railroads.....                                    | 12                                      | ---        | 5       | 2              | 7                    | 71              | 97          |
| Total All Railroads.....                                    | 48                                      | 16         | 7       | 12             | 17                   | 164             | 264         |

**CASUALTIES IN TRAIN ACCIDENTS**

**TABLE 58. FATALITIES RESULTING FROM TRAIN ACCIDENTS CAUSED BY MISCELLANEOUS FACTORS**

| Cause                                     | Total Killed | ...Employees On Duty...<br>Trainmen Other | Emp Not On Duty | Passen-<br>gers | Nontres-<br>passers | Tres-<br>passers |
|---|--------------|---|-----------------|-----------------|---------------------|------------------|
| MISC CAUSES NOT OTHERWISE LISTED          |              |   |                 |                 |                     |                  |
| 700 Collision with hwy user at grade xing | 43           | 1 1                                       | 2               | ---             | ---                 | 35 6             |
| 709 Object on or fouling track            | 1            | ---                                       | ---             | ---             | ---                 | 1 ---            |
| SUBTOTAL.....                             | 44           | 1 1                                       | 2               | ---             | ---                 | 36 6             |
| GRAND TOTAL.....                          | 44           | 1 1                                       | 2               | ---             | ---                 | 36 6             |

NOTE: Includes illnesses resulting from accident, if any.  
Contractor employees are included with nontrespassers.

**TABLE 59. NONFATAL CASUALTIES RESULTING FROM TRAIN ACCIDENTS CAUSED BY MISCELLANEOUS FACTORS**

| Cause                                       | Total Injured | ...Employees On Duty...<br>Trainmen Other | Emp Not On Duty | Passen-<br>gers | Nontres-<br>passers | Tres-<br>passers |
|---|---------------|---|-----------------|-----------------|---------------------|------------------|
| MISC CAUSES NOT OTHERWISE LISTED            |               |   |                 |                 |                     |                  |
| 700 Collision with hwy user at grade xing   | 167           | 60 22                                     | 82              | ---             | 9                   | 71 5             |
| 701 Emergency brk appl to avoid accident    | 5             | 5   | ---             | ---             | ---                 | ---              |
| 702 Vandalism                               | 13            | 12  | ---             | 1               | ---                 | ---              |
| 703 Interference with RR oper.--not vandals | 3             | 3   | ---             | ---             | ---                 | ---              |
| 709 Object on or fouling track              | 5             | 3   | ---             | ---             | 2                   | ---              |
| 710 Equipment on or fouling track           | 6             | 6   | ---             | ---             | ---                 | ---              |
| 713 Interaction of lateral/vertical forces  | 2             | 1 1                                       | 2               | ---             | ---                 | ---              |
| 799 Other miscellaneous causes              | 10            | 8 2                                       | 10              | ---             | ---                 | ---              |
| SUBTOTAL.....                               | 211           | 98 25                                     | 123             | 1               | 9                   | 73 5             |
| GRAND TOTAL.....                            | 211           | 98 25                                     | 123             | 1               | 9                   | 73 5             |

NOTE: Includes illnesses resulting from accident, if any.  
Contractor employees are included with nontrespassers.

**TABLE 60. FATALITIES RESULTING FROM TRAIN ACCIDENTS CAUSED BY HUMAN FACTORS**

| Cause  | Total Killed | ...Employees On Duty...<br>Trainmen Other | Emp Not On Duty | Passen-<br>gers | Nontres-<br>passers | Tres-<br>passers |
|--|--------------|---|-----------------|-----------------|---------------------|------------------|
| <b>FLAGGING, FIXED, HAND AND RADIO SIGNALS</b> |              |   |                 |                 |                     |                  |
| 52A Block signal, failure to comply            | 1            | 1 ---                                     | 1 ---           | ---             | ---                 | ---              |
| SUBTOTAL.....                                  | 1            | 1 ---                                     | 1 ---           | ---             | ---                 | ---              |
| <b>OTHER RULES AND INSTRUCTIONS</b>            |              |   |                 |                 |                     |                  |
| 542 Trn ord/timetable auth, fail to comply     | 5            | 5 ---                                     | 5 ---           | ---             | ---                 | ---              |
| SUBTOTAL.....                                  | 5            | 5 ---                                     | 5 ---           | ---             | ---                 | ---              |
| GRAND TOTAL.....                               | 6            | 6 ---                                     | 6 ---           | ---             | ---                 | ---              |

NOTE: Includes illnesses resulting from accident, if any.  
Contractor employees are included with nontrespassers.

**TABLE 61. NONFATAL CASUALTIES RESULTING FROM TRAIN ACCIDENTS CAUSED BY HUMAN FACTORS**

| Cause  | Total                                   |            | ...Employees On Duty... |            | Emp Not On Duty | Passengers | Nontrespassers | Trespassers |
|--|---|------------|-------------------------|------------|-----------------|------------|----------------|-------------|
|  | Injured                                 |            | Trainmen                | Other      |                 |            |                |             |
| <b>BRAKES, USE OF</b>                          |   |            |                         |            |                 |            |                |             |
| 500  | Automatic brake, improper use           | 1          | 1                       | ---        | 1               | ---        | ---            | ---         |
| 503  | Failure to secure hnd brk (R.R. emp)    | 3          | 3                       | ---        | 3               | ---        | ---            | ---         |
| 504  | Failure to apply sufficient hand brake  | 4          | 4                       | ---        | 4               | ---        | ---            | ---         |
| 505  | Failure to apply hnd brk on car (emp.)  | 3          | 3                       | ---        | 3               | ---        | ---            | ---         |
| 508  | Fail. to control spd,hnd brk (R.R.emp)  | 3          | 3                       | ---        | 3               | ---        | ---            | ---         |
| 509  | Other causes involving use of brakes    | 30         | 3                       | 1          | 4               | ---        | 25             | 1           |
|  | <b>SUBTOTAL.....</b>                    | <b>44</b>  | <b>17</b>               | <b>1</b>   | <b>18</b>       | <b>---</b> | <b>25</b>      | <b>1</b>    |
| <b>FLAGGING, FIXED, HAND AND RADIO SIGNALS</b> |   |            |                         |            |                 |            |                |             |
| 52A  | Block signal, failure to comply         | 7          | 7                       | ---        | 7               | ---        | ---            | ---         |
| 520  | Fixed signal, failure to comply         | 8          | 8                       | ---        | 8               | ---        | ---            | ---         |
| 527  | Radio communication, improper           | 6          | 6                       | ---        | 6               | ---        | ---            | ---         |
|  | <b>SUBTOTAL.....</b>                    | <b>21</b>  | <b>21</b>               | <b>---</b> | <b>21</b>       | <b>---</b> | <b>---</b>     | <b>---</b>  |
| <b>OTHER RULES AND INSTRUCTIONS</b>            |   |            |                         |            |                 |            |                |             |
| 530  | Car(s) shoved out & left out of clear   | 4          | 4                       | ---        | 4               | ---        | ---            | ---         |
| 531  | Cars left foul                          | 3          | 3                       | ---        | 3               | ---        | ---            | ---         |
| 532  | Deraill, failure to apply or remove     | 1          | 1                       | ---        | 1               | ---        | ---            | ---         |
| 536  | Mtr car/on-trk eqp rules,fail to comply | 3          | ---                     | 3          | 3               | ---        | ---            | ---         |
| 538  | Shoving move, missing man at lead       | 3          | 2                       | 1          | 3               | ---        | ---            | ---         |
| 539  | Shoving movement, fail to control       | 3          | 3                       | ---        | 3               | ---        | ---            | ---         |
| 541  | Special op. instr., failure to comply   | 3          | 2                       | 1          | 3               | ---        | ---            | ---         |
| 542  | Trn ord/timetable auth, fail to comply  | 99         | 3                       | ---        | 3               | ---        | 96             | ---         |
| 549  | Rules and instructions, other           | 32         | 1                       | 1          | 2               | ---        | 30             | ---         |
|  | <b>SUBTOTAL.....</b>                    | <b>151</b> | <b>19</b>               | <b>6</b>   | <b>25</b>       | <b>---</b> | <b>126</b>     | <b>---</b>  |
| <b>SPEED</b>                                   |   |            |                         |            |                 |            |                |             |
| 550  | Coupling speed excessive                | 3          | 3                       | ---        | 3               | ---        | ---            | ---         |
| 554  | Trn inside yrd limit, excess speed      | 9          | 9                       | ---        | 9               | ---        | ---            | ---         |
| 559  | Other Causes involving excessive speed  | 2          | 1                       | ---        | 1               | ---        | 1              | ---         |
|  | <b>SUBTOTAL.....</b>                    | <b>14</b>  | <b>13</b>               | <b>---</b> | <b>13</b>       | <b>---</b> | <b>1</b>       | <b>---</b>  |
| <b>SWITCHES, USE OF</b>                        |   |            |                         |            |                 |            |                |             |
| 561  | Switch improperly lined                 | 9          | 9                       | ---        | 9               | ---        | ---            | ---         |
| 562  | Switch not latched or locked            | 1          | ---                     | 1          | 1               | ---        | ---            | ---         |
|  | <b>SUBTOTAL.....</b>                    | <b>10</b>  | <b>9</b>                | <b>1</b>   | <b>10</b>       | <b>---</b> | <b>---</b>     | <b>---</b>  |
| <b>MISCELLANEOUS</b>                           |   |            |                         |            |                 |            |                |             |
| 571  | Failure to couple                       | 1          | 1                       | ---        | 1               | ---        | ---            | ---         |
| 599  | Other train operation/human factors     | 4          | ---                     | 4          | 4               | ---        | ---            | ---         |
|  | <b>SUBTOTAL.....</b>                    | <b>5</b>   | <b>1</b>                | <b>4</b>   | <b>5</b>        | <b>---</b> | <b>---</b>     | <b>---</b>  |
|  | <b>GRAND TOTAL.....</b>                 | <b>245</b> | <b>80</b>               | <b>12</b>  | <b>92</b>       | <b>---</b> | <b>151</b>     | <b>1</b>    |

NOTE: Includes illnesses resulting from accident, if any.  
Contractor employees are included with nontrespassers.



**TABLE 62. FATALITIES RESULTING FROM TRAIN ACCIDENTS CAUSED BY MECHANICAL/ELECTRICAL FAILURES**

| Cause                                 | Total Killed | ...Employees On Duty...<br>Trainmen Other | Emp Not On Duty | Passen-<br>gers | Nontres-<br>passers | Tres-<br>passers |
|---------------------------------------|--------------|---|-----------------|-----------------|---------------------|------------------|
| AXLES AND JOURNAL BEARINGS            |              |   |                 |                 |                     |                  |
| 453 Journal fractured, new cold break | 1            | ---                                       | ---             | ---             | ---                 | 1                |
| SUBTOTAL.....                         | 1            | ---                                       | ---             | ---             | ---                 | 1                |
| GRAND TOTAL.....                      | 1            | ---                                       | ---             | ---             | ---                 | 1                |

NOTE: Includes illnesses resulting from accident, if any.  
Contractor employees are included with nontrespassers.

**TABLE 63. NONFATAL CASUALTIES RESULTING FROM TRAIN ACCIDENTS  
CAUSED BY MECHANICAL/ELECTRICAL FAILURES**

| Cause   | Total Injured | ...Employees On Duty...<br>Trainmen Other | Emp Not On Duty | Passen- gers | Nontres- passers | Tres- passers |
|---|---------------|---|-----------------|--------------|------------------|---------------|
| <b>BRAKES</b>                                     |               |   |                 |              |                  |               |
| 400 Air hose uncoupled or burst                   | 3             | 3   | ---             | ---          | ---              | ---           |
| 409 Hand brk linkage/connections failure          | 1             | 1   | ---             | ---          | ---              | ---           |
| 410L Other brake failure - locomotive             | 1             | ---                                       | 1               | ---          | ---              | ---           |
| SUBTOTAL.....                                     | 5             | 4   | 1               | ---          | ---              | ---           |
| <b>TRAILER OR CONTAINER ON FLAT CAR</b>           |               |   |                 |              |                  |               |
| 411 Broken or defective tiedown equipment         | 1             | 1   | ---             | ---          | ---              | ---           |
| SUBTOTAL.....                                     | 1             | 1   | ---             | ---          | ---              | ---           |
| <b>BODY</b>                                       |               |   |                 |              |                  |               |
| 424 Center plate disengaged from truck            | 2             | 2   | ---             | ---          | ---              | ---           |
| SUBTOTAL.....                                     | 2             | 2   | ---             | ---          | ---              | ---           |
| <b>COUPLER AND DRAFT SYSTEM</b>                   |               |   |                 |              |                  |               |
| 432 Coupler drawhead broken or defective          | 2             | 2   | ---             | ---          | ---              | ---           |
| 439 Other coupler and draft system causes         | 1             | ---                                       | ---             | ---          | 1                | ---           |
| SUBTOTAL.....                                     | 3             | 2   | ---             | ---          | 1                | ---           |
| <b>TRUCK COMPONENTS</b>                           |               |   |                 |              |                  |               |
| 440 Side bearing clearance improper               | 15            | 2   | 13              | ---          | ---              | ---           |
| 443 Truck bolster broken                          | 2             | 2   | ---             | ---          | ---              | ---           |
| 445 Truck (stiff/improper lateral)                | 2             | 2   | ---             | ---          | ---              | ---           |
| SUBTOTAL.....                                     | 19            | 6   | 13              | ---          | ---              | ---           |
| <b>AXLES AND JOURNAL BEARINGS</b>                 |               |   |                 |              |                  |               |
| 451 Journal (plain) failure - overheating         | 1             | 1   | ---             | ---          | ---              | ---           |
| 452 Journal (R. B.) failure - overheat            | 1             | 1   | ---             | ---          | ---              | ---           |
| 453 Journal fractured, new cold break             | 3             | 2   | ---             | ---          | ---              | 1             |
| SUBTOTAL.....                                     | 5             | 4   | ---             | ---          | ---              | 1             |
| <b>WHEELS</b>                                     |               |   |                 |              |                  |               |
| 464 Worn flange                                   | 2             | 1   | ---             | ---          | 1                | ---           |
| SUBTOTAL.....                                     | 2             | 1   | ---             | ---          | 1                | ---           |
| <b>DOORS</b>                                      |               |   |                 |              |                  |               |
| 489 Other causes involving doors                  | 1             | 1   | ---             | ---          | ---              | ---           |
| SUBTOTAL.....                                     | 1             | 1   | ---             | ---          | ---              | ---           |
| <b>GENERAL MECHANICAL AND ELECTRICAL FAILURES</b> |               |   |                 |              |                  |               |
| 499 General mech/elect failures-not loco          | 1             | 1   | ---             | ---          | ---              | ---           |
| SUBTOTAL.....                                     | 1             | 1   | ---             | ---          | ---              | ---           |
| GRAND TOTAL.....                                  | 39            | 22  | 14              | 36           | 2                | 1             |

NOTE: Includes illnesses resulting from accident, if any.  
Contractor employees are included with nontrespassers.

**TABLE 64. FATALITIES RESULTING FROM TRAIN ACCIDENTS CAUSED BY DEFECTS IN TRACK, ROADBED, AND STRUCTURES**

| Cause                                       | Total Killed | ...Employees On Duty...<br>Trainmen Other | Emp Not On Duty | Passengers | Nontrespassers | Trespassers |
|---|--------------|---|-----------------|------------|----------------|-------------|
| ROADBED DEFECTS                             |              |   |                 |            |                |             |
| 102 Washout/rain/slide/ice, etc. dmg to trk | 1            | 1   | ---             | ---        | ---            | ---         |
| SUBTOTAL.....                               | 1            | 1   | ---             | ---        | ---            | ---         |
| GRAND TOTAL.....                            | 1            | 1   | ---             | ---        | ---            | ---         |

NOTE: Includes illnesses resulting from accident, if any.  
Contractor employees are included with nontrespassers.

**TABLE 65. NONFATAL CASUALTIES RESULTING FROM TRAIN ACCIDENTS CAUSED BY DEFECTS IN TRACK, ROADBED AND STRUCTURES**

| Cause                                       | Total Injured | ...Employees On Duty... |           | Emp Not On Duty | Passengers | Nontrespassers | Trespassers |            |
|---|---------------|-------------------------|-----------|-----------------|------------|----------------|-------------|------------|
|   |               | Trainmen                | Other     |                 |            |                |             |            |
| <b>ROADBED DEFECTS</b>                      |               |                         |           |                 |            |                |             |            |
| 102 Washout/rain/slide/ice,etc. dmg to trk  | 41            | 5                       | 12        | 17              | 2          | 22             | ---         | ---        |
| 109 Other roadbed defects                   | 2             | 1                       | ---       | 1               | ---        | ---            | 1           | ---        |
| SUBTOTAL.....                               | 43            | 6                       | 12        | 18              | 2          | 22             | 1           | ---        |
| <b>TRACK GEOMETRY DEFECTS</b>               |               |                         |           |                 |            |                |             |            |
| 110 Wide gage (defect/missing crossties)    | 4             | 1                       | 3         | 4               | ---        | ---            | ---         | ---        |
| 111 Wide gage (def/missing rail fasteners)  | 1             | 1                       | ---       | 1               | ---        | ---            | ---         | ---        |
| 115 Track alignment irregular (buckled)     | 6             | 5                       | 1         | 6               | ---        | ---            | ---         | ---        |
| SUBTOTAL.....                               | 11            | 7                       | 4         | 11              | ---        | ---            | ---         | ---        |
| <b>RAIL AND JOINT BAR DEFECTS</b>           |               |                         |           |                 |            |                |             |            |
| 131 Broken base of rail                     | 3             | 3                       | ---       | 3               | ---        | ---            | ---         | ---        |
| 136 Head/web sep.(outside joint bar limit)  | 2             | 2                       | ---       | 2               | ---        | ---            | ---         | ---        |
| 141 Transverse/compound fissure             | 5             | 5                       | ---       | 5               | ---        | ---            | ---         | ---        |
| 142 Vertical split head                     | 2             | 2                       | ---       | 2               | ---        | ---            | ---         | ---        |
| 145 Joint bar broken, compromise            | 67            | 7                       | 13        | 20              | ---        | 47             | ---         | ---        |
| SUBTOTAL.....                               | 79            | 19                      | 13        | 32              | ---        | 47             | ---         | ---        |
| <b>FROGS, SWITCHES AND TRACK APPLIANCES</b> |               |                         |           |                 |            |                |             |            |
| 160 Guard rail loose/broken/etc.            | 9             | ---                     | 9         | 9               | ---        | ---            | ---         | ---        |
| 165 Switch point worn or broken             | 1             | 1                       | ---       | 1               | ---        | ---            | ---         | ---        |
| 174 Spring/power switch mech. malfunction   | 1             | 1                       | ---       | 1               | ---        | ---            | ---         | ---        |
| 179 Other frog/switches/track appl. causes  | 3             | 3                       | ---       | 3               | ---        | ---            | ---         | ---        |
| SUBTOTAL.....                               | 14            | 5                       | 9         | 14              | ---        | ---            | ---         | ---        |
| <b>OTHER WAY AND STRUCTURES</b>             |               |                         |           |                 |            |                |             |            |
| 181 Flangeway clogged                       | 2             | 2                       | ---       | 2               | ---        | ---            | ---         | ---        |
| SUBTOTAL.....                               | 2             | 2                       | ---       | 2               | ---        | ---            | ---         | ---        |
| <b>SIGNAL AND COMMUNICATION FAILURES</b>    |               |                         |           |                 |            |                |             |            |
| 200 Fix sig. improperly displayed (defect)  | 2             | ---                     | ---       | ---             | ---        | 2              | ---         | ---        |
| 209 Signal & communication failure N.O.C.   | 1             | ---                     | 1         | 1               | ---        | ---            | ---         | ---        |
| SUBTOTAL.....                               | 3             | ---                     | 1         | 1               | ---        | 2              | ---         | ---        |
| <b>GRAND TOTAL.....</b>                     | <b>152</b>    | <b>39</b>               | <b>39</b> | <b>78</b>       | <b>2</b>   | <b>71</b>      | <b>1</b>    | <b>---</b> |

NOTE: Includes illnesses resulting from accident, if any.  
Contractor employees are included with nontrespassers.

# CASUALTIES IN TRAIN INCIDENTS

## TABLE 66. FATALITIES IN TRAIN INCIDENTS BY SPECIFIC OCCURRENCE AND TYPE OF PERSON

| Occurrence   | Total Killed | ...Employees On Duty... |       | Emp Not On Duty | Passengers | Nontrespassers | Trespassers |
|--|--------------|-------------------------|-------|-----------------|------------|----------------|-------------|
|  |              | Trainmen                | Other |                 |            |                |             |
| COUPLING/UNCOUPLING AIR OR STEAM HOSE, SAFETY CHAINS ETC.                  |              |                         |       |                 |            |                |             |
| 059T Oth A/I while coupl/uncoupl air/steam hose or turn angl cock-eqp mov  | 1            | 1                       | ---   | 1               | ---        | ---            | ---         |
| SUBTOTAL.....  | 1            | 1                       | ---   | 1               | ---        | ---            | ---         |
| OPERATING RAIL MOTORCARS   |              |                         |       |                 |            |                |             |
| 159T Other accidents/incidents while operating rail motorcars - eqp mov    | 1            | ---                     | 1     | 1               | ---        | ---            | ---         |
| SUBTOTAL.....  | 1            | ---                     | 1     | 1               | ---        | ---            | ---         |
| OPERATING HAND BRAKES  |              |                         |       |                 |            |                |             |
| 200T Manipulating hand brakes, no defects, equipment moving                | 1            | 1                       | ---   | 1               | ---        | ---            | ---         |
| SUBTOTAL.....  | 1            | 1                       | ---   | 1               | ---        | ---            | ---         |
| CONTACTING FIXED OBJECTS WHILE ON LOCOMOTIVES OR CARS                      |              |                         |       |                 |            |                |             |
| 402T Persons on side/end of locos/cars contacting fixed objects - eqp mov  | 1            | 1                       | ---   | 1               | ---        | ---            | ---         |
| SUBTOTAL.....  | 1            | 1                       | ---   | 1               | ---        | ---            | ---         |
| GETTING ON OR OFF CARS OR LOCOMOTIVES                                      |              |                         |       |                 |            |                |             |
| 507T Falling, slipping, tripping, not elsewhere classified - eqp moving    | 4            | 1                       | ---   | 1               | ---        | 1              | ---         |
| 508T Slipping/falling while boarding/alighting fm passenger eqp (moving)   | 2            | ---                     | ---   | ---             | ---        | 2              | ---         |
| 511T Strike/struck by eqp/structures(not bridge/trestle), or mat -eqp mov  | 1            | ---                     | ---   | ---             | ---        | ---            | 1           |
| 513T Jumping from equipment - equipment moving                             | 1            | ---                     | ---   | ---             | ---        | ---            | 1           |
| 519T Other acc/inc while getting on or off cars or locos - equipment mov   | 2            | ---                     | ---   | ---             | ---        | ---            | 2           |
| SUBTOTAL.....  | 10           | 1                       | ---   | 1               | ---        | 3              | ---         |
| COLLISIONS, DERAILMENTS, ETC.(<= \$4,901)                                  |              |                         |       |                 |            |                |             |
| 601T Casualty resulting fm a collision which did not satisfy \$ threshold  | 3            | ---                     | ---   | ---             | ---        | 1              | 2           |
| 603T Casualty resulting fm oth than Rail Equip A/I(not at rail-hwy X-ing)  | 7            | ---                     | ---   | ---             | ---        | ---            | 7           |
| SUBTOTAL.....  | 10           | ---                     | ---   | ---             | ---        | 1              | 9           |
| RAIL-HIGHWAY CROSSING ACCIDENTS/INCIDENTS                                  |              |                         |       |                 |            |                |             |
| 609T Casualty at public rail-hwy X-ing (not rptd on form 6180-54)-eqp mov  | 489          | ---                     | ---   | ---             | ---        | 415            | 74          |
| 610T Casualty at private rail-hwy X-ing (Not rptd on form 6180-54)-eqp mov | 35           | ---                     | ---   | ---             | ---        | 35             | ---         |
| SUBTOTAL.....  | 524          | ---                     | ---   | ---             | ---        | 450            | 74          |
| STRUCK BY OR RAN INTO LOCOMOTIVES OR CARS (NOT AT RAIL-HWY X-INGS)         |              |                         |       |                 |            |                |             |
| 701T Standing, walking or running on or along track - equipment moving     | 102          | 1                       | ---   | 1               | ---        | 3              | 98          |
| 702T Crossing track at private rail-highway crossing - equipment moving    | 1            | ---                     | ---   | ---             | ---        | ---            | 1           |
| 703T Crossing track not at a crossing - equipment moving                   | 49           | ---                     | ---   | ---             | ---        | 2              | 47          |
| 704T While on public thoroughfare - equipment moving                       | 1            | ---                     | ---   | ---             | ---        | ---            | 1           |
| 705T On bridges or trestles - equipment moving                             | 13           | ---                     | ---   | ---             | ---        | ---            | 13          |
| 706T Sitting or lying on track or near track, not in clear - eqp moving    | 154          | ---                     | ---   | ---             | 1          | 2              | 151         |
| 707T While working on or along track - equipment moving                    | 1            | 1                       | ---   | 1               | ---        | ---            | ---         |
| 708T Passing over, through, or under cars - equipment moving               | 12           | ---                     | ---   | ---             | ---        | ---            | 12          |
| 709T Struck by or ran into loco/car (not at hwy x-ing), misc-eqp mov       | 30           | ---                     | ---   | ---             | ---        | ---            | 30          |
| SUBTOTAL.....  | 363          | 2                       | ---   | 2               | 1          | 7              | 353         |

**TABLE 66. (CONTINUED)**

| Occurrence  | Total Killed | ...Employees On Duty...<br>Trainmen Other | Emp Not On Duty | Passen- gers | Nontres- passers | Tres- passers |
|---|--------------|---|-----------------|--------------|------------------|---------------|
| <b>SERVICING OR MAINTENANCE OF EQUIPMENT</b>                              |              |   |                 |              |                  |               |
| 803T Striking or being struck by eqp, structures, or material-eqp mov     | 1            | ---                                       | 1               | 1            | ---              | ---           |
| SUBTOTAL.....   | 1            | ---                                       | 1               | 1            | ---              | ---           |
| <b>MAINTENANCE OF WAY AND STRUCTURES</b>                                  |              |   |                 |              |                  |               |
| 853T Striking or being struck by eqp, structures, or material-eqp mov     | 3            | ---                                       | 2               | 2            | ---              | 1             |
| SUBTOTAL.....   | 3            | ---                                       | 2               | 2            | ---              | 1             |
| <b>STUMBLING, SLIPPING, FALLING, CAUGHT, NOT ELSEWHERE CLASSIFIED</b>     |              |   |                 |              |                  |               |
| 930T Stumbling/slipping, etc. on snow or ice - equipment moving           | 1            | 1   | ---             | 1            | ---              | ---           |
| 934T Slip/fall, etc. between loco/car and other cars and struct-eqp mov   | 1            | 1   | ---             | 1            | ---              | ---           |
| 938T While on locomotive or car-equipment moving                          | 1            | 1   | ---             | 1            | ---              | ---           |
| 939T Other, stumbling, slipping, falling, caught, etc. - equipment moving | 2            | ---                                       | ---             | ---          | ---              | 2             |
| SUBTOTAL.....   | 5            | 3   | ---             | 3            | ---              | 2             |
| <b>OPERATION OF ON-TRACK WORK EQUIPMENT</b>                               |              |   |                 |              |                  |               |
| 951T Collision with other on-track work equipment                         | 1            | ---                                       | 1               | 1            | ---              | ---           |
| 953T Derailment that does not satisfy monetary threshold                  | 1            | ---                                       | 1               | 1            | ---              | ---           |
| SUBTOTAL.....   | 2            | ---                                       | 2               | 2            | ---              | ---           |
| <b>ASSAULT</b>  |              |   |                 |              |                  |               |
| 96AT Shot while on moving on-track equipment                              | 1            | 1   | ---             | 1            | ---              | ---           |
| SUBTOTAL.....   | 1            | 1   | ---             | 1            | ---              | ---           |
| <b>OTHER OCCURRENCES</b>  |              |   |                 |              |                  |               |
| 974T Slack action in caboose  | 2            | ---                                       | ---             | ---          | ---              | 2             |
| 989T Other accidents/incidents-equipment moving                           | 5            | ---                                       | ---             | ---          | ---              | 5             |
| SUBTOTAL.....   | 7            | ---                                       | ---             | ---          | ---              | 7             |
| <b>GRAND TOTAL.....</b>   | <b>930</b>   | <b>10</b>                                 | <b>6</b>        | <b>16</b>    | <b>1</b>         | <b>459</b>    |

NOTE: Contractor employees are included with nontrespassers

**TABLE 67. INJURIES IN TRAIN INCIDENTS BY SPECIFIC OCCURRENCE AND TYPE OF PERSON**

| Occurrence  | Total Injured | ...Employees On Duty...<br>Trainmen Other | Emp Not On Duty | Passengers | Nontrespassers | Trespassers |
|---|---------------|---|-----------------|------------|----------------|-------------|
| <b>COUPLING AND UNCOUPLING LOCOMOTIVES OR CARS</b>                        |               |   |                 |            |                |             |
| 001T Adjusting coupler, equipment moving unexpectedly                     | 18            | 17  | 1               | 18         | ---            | ---         |
| 002T Adjusting coupler - equipment moving                                 | 20            | 20  | ---             | 20         | ---            | ---         |
| 003T Crossing over, under or between on-track equipment, equipment moving | 1             | 1   | ---             | 1          | ---            | ---         |
| 004T Adjusting coupler, part of coupler fell striking person - eqp moving | 5             | 5   | ---             | 5          | ---            | ---         |
| 005T Use of uncoupling lever - equipment moving                           | 87            | 85  | 2               | 87         | ---            | ---         |
| 006T Use of uncoupling lever - equipment moving unexpectedly              | 5             | 5   | ---             | 5          | ---            | ---         |
| 007T Striking parts of body against equipment - equipment moving          | 33            | 33  | ---             | 33         | ---            | ---         |
| 008T Stumbled,slipped,fell,etc. on foreign obj/irreg surface-eqp moving   | 55            | 54  | 1               | 55         | ---            | ---         |
| 009T Other acc/inc while coupl/uncoupl cars or locos - equip moving       | 94            | 81  | 13              | 94         | ---            | ---         |
| SUBTOTAL.....   | 318           | 301                                       | 17              | 318        | ---            | ---         |
| <b>COUPLING/UNCOUPLING AIR OR STEAM HOSE, SAFETY CHAINS ETC.</b>          |               |   |                 |            |                |             |
| 051T Crossing over, under or between on-track equipment, equipment moving | 1             | 1   | ---             | 1          | ---            | ---         |
| 052T Uncoupl air hose,struck by hose due to sudden release of air-eqp mov | 9             | 7   | 2               | 9          | ---            | ---         |
| 053T Coupling air hose,stk by hose due to sudden release of air - eqp mov | 1             | ---                                       | 1               | 1          | ---            | ---         |
| 054T Stumbled,slipped,fell, or stepped on foreign obj, etc., eqp moving   | 8             | 7   | 1               | 8          | ---            | ---         |
| 055T Defective equipment - equipment moving                               | 1             | 1   | ---             | 1          | ---            | ---         |
| 057T Opening or closing angle cocks - equipment moving                    | 3             | 3   | ---             | 3          | ---            | ---         |
| 059T Oth A/I while coupl/uncoupl air/steam hose or turn angl cock-eqp mov | 13            | 13  | ---             | 13         | ---            | ---         |
| SUBTOTAL.....   | 36            | 32  | 4               | 36         | ---            | ---         |
| <b>OPERATING OR ON LOCOMOTIVES</b>  |               |   |                 |            |                |             |
| 101T Burn or electrical shock - equipment moving                          | 3             | 3   | ---             | 3          | ---            | ---         |
| 102T Striking parts of body against equipment, moving about loco-eqp mov  | 61            | 60  | 1               | 61         | ---            | ---         |
| 103T Struck by tools or other objects falling - equipment moving          | 13            | 12  | 1               | 13         | ---            | ---         |
| 104T Stumbled, slipped, fell, stepped on foreign obj, etc., - eqp moving  | 29            | 29  | ---             | 29         | ---            | ---         |
| 105T Checking, oiling, servicing locomotive, etc. - equipment moving      | 3             | 3   | ---             | 3          | ---            | ---         |
| 106T Unexpected movement of locomotive, other than slack action           | 98            | 91  | 7               | 98         | ---            | ---         |
| 107T Slack action in locomotive   | 57            | 55  | 2               | 57         | ---            | ---         |
| 108T Striking parts of body against equipment due to sudden stop of loco  | 53            | 50  | 3               | 53         | ---            | ---         |
| 109T Inhalation of or contact with fumes or gases - equipment moving      | 13            | 13  | ---             | 13         | ---            | ---         |
| 110T Defective locomotive seat - equipment moving                         | 30            | 30  | ---             | 30         | ---            | ---         |
| 111T Adjusting locomotive seat - equipment moving                         | 6             | 6   | ---             | 6          | ---            | ---         |
| 112T Foreign object in eye - equipment moving                             | 243           | 240                                       | 3               | 243        | ---            | ---         |
| 119T Other accidents/incidents while operating locomotives - eqp moving   | 90            | 89  | 1               | 90         | ---            | ---         |
| SUBTOTAL.....   | 699           | 681                                       | 18              | 699        | ---            | ---         |
| <b>OPERATING RAIL MOTORCARS</b>   |               |   |                 |            |                |             |
| 151T Striking parts of body against equipment - equipment moving          | 12            | 8   | 4               | 12         | ---            | ---         |
| 153T Stumbled,slipped, fell or stepped on foreign obj, etc., - eqp mov    | 4             | 2   | 2               | 4          | ---            | ---         |
| 159T Other accidents/incidents while operating rail motorcars - eqp mov   | 18            | 3   | 15              | 18         | ---            | ---         |
| SUBTOTAL.....   | 34            | 13  | 21              | 34         | ---            | ---         |

**TABLE 67. (CONTINUED)**

| Occurrence  | Total Injured | ...Employees On Duty... Trainmen | Other | Total | Emp Not On Duty | Passengers | Nontree-passers | Trees-passers |
|---|---------------|----------------------------------|-------|-------|-----------------|------------|-----------------|---------------|
| <b>OPERATING HAND BRAKES</b>  |               |                                  |       |       |                 |            |                 |               |
| 200T Manipulating hand brakes, no defects, equipment moving                 | 39            | 38                               | 1     | 39    | ---             | ---        | ---             | ---           |
| 201T Defective equipment - equipment moving                                 | 4             | 4                                | ---   | 4     | ---             | ---        | ---             | ---           |
| 202T Pawl slipping or accidentally knocked out of ratchet - eqp moving      | 2             | 2                                | ---   | 2     | ---             | ---        | ---             | ---           |
| 203T Striking body due to movement of equipment                             | 17            | 17                               | ---   | 17    | ---             | ---        | ---             | ---           |
| 204T Losing hold, slipping or falling due to coupling impact                | 14            | 14                               | ---   | 14    | ---             | ---        | ---             | ---           |
| 205T Caught between parts of equipment or lading - equipment moving         | 5             | 4                                | 1     | 5     | ---             | ---        | ---             | ---           |
| 206T Brake chains or bolts, breaking or giving way - equipment moving       | 1             | 1                                | ---   | 1     | ---             | ---        | ---             | ---           |
| 207T Losing hold, slipping, or falling - equipment moving                   | 16            | 15                               | 1     | 16    | ---             | ---        | ---             | ---           |
| 208T Caught hand or fingers in spinning brake wheel - equipment moving      | 2             | 2                                | ---   | 2     | ---             | ---        | ---             | ---           |
| 209T Other accs/incs while operating hand brakes - eqp moving               | 22            | 22                               | ---   | 22    | ---             | ---        | ---             | ---           |
| SUBTOTAL.....   | 122           | 119                              | 3     | 122   | ---             | ---        | ---             | ---           |
| <b>OPERATING SWITCHES OR DERAILS</b>  |               |                                  |       |       |                 |            |                 |               |
| 304T Struck by moving on-track equipment                                    | 6             | 5                                | 1     | 6     | ---             | ---        | ---             | ---           |
| 309T Other acc/inc while operating switches/derails - equipment moving      | 37            | 35                               | 2     | 37    | ---             | ---        | ---             | ---           |
| SUBTOTAL.....   | 43            | 40                               | 3     | 43    | ---             | ---        | ---             | ---           |
| <b>CONTACTING FIXED OBJECTS WHILE ON LOCOMOTIVES OR CARS</b>                |               |                                  |       |       |                 |            |                 |               |
| 401T Persons on top locos/cars contacting fixed objects - equipment mov     | 3             | 3                                | ---   | 3     | ---             | ---        | ---             | ---           |
| 402T Persons on side/end of locos/cars contacting fixed objects - eqp mov   | 66            | 64                               | 2     | 66    | ---             | ---        | ---             | ---           |
| 409T Persons on loco/car coming in contact with fixed obj(other)-eqp mov    | 36            | 32                               | 2     | 34    | ---             | 1          | ---             | 1             |
| SUBTOTAL.....   | 105           | 99                               | 4     | 103   | ---             | 1          | ---             | 1             |
| <b>GETTING ON OR OFF CARS OR LOCOMOTIVES</b>                                |               |                                  |       |       |                 |            |                 |               |
| 501T Slip/fell due to lost/missed hold of grabiron, handhold, etc.-eqp mov  | 62            | 57                               | 1     | 58    | ---             | ---        | ---             | 4             |
| 502T Slip/fell due to losing/missing footing on step, stirrup, etc.-eqp mov | 139           | 125                              | 3     | 128   | ---             | ---        | 1               | 10            |
| 503T Stepping or tripping on parts of track in place - equipment moving     | 42            | 42                               | ---   | 42    | ---             | ---        | ---             | ---           |
| 504T Stepping or tripping on foreign material or irreg surface - eqp mov    | 232           | 227                              | 3     | 230   | 1               | ---        | ---             | 1             |
| 505T Slipping on ice or snow on ground - equipment moving                   | 31            | 30                               | ---   | 30    | ---             | 1          | ---             | ---           |
| 506T Slipping on ice/snow on cars or locomotives - equipment moving         | 13            | 13                               | ---   | 13    | ---             | ---        | ---             | ---           |
| 507T Falling, slipping, tripping, not elsewhere classified - eqp moving     | 112           | 86                               | 2     | 88    | 1               | 3          | 1               | 19            |
| 508T Slipping/falling while boarding/alighting fm passenger eqp (moving)    | 23            | 5                                | ---   | 5     | ---             | 15         | ---             | 3             |
| 510T Striking body or falling due to sudden movement of equipment           | 35            | 31                               | 1     | 32    | ---             | 3          | ---             | ---           |
| 511T Strike/struck by eqp/structures(not bridge/trestle), or mat -eqp mov   | 29            | 29                               | ---   | 29    | ---             | ---        | ---             | ---           |
| 512T Striking or being struck by bridges or trestles - equipment moving     | 1             | ---                              | ---   | ---   | ---             | ---        | ---             | 1             |
| 513T Jumping from equipment - equipment moving                              | 71            | 49                               | 2     | 51    | ---             | 6          | 1               | 13            |
| 514T Defective equipment - equipment moving                                 | 22            | 22                               | ---   | 22    | ---             | ---        | ---             | ---           |
| 519T Other acc/inc while getting on or off cars or locos - equipment mov    | 237           | 221                              | 3     | 224   | ---             | 1          | ---             | 12            |
| SUBTOTAL.....   | 1,049         | 937                              | 15    | 952   | 2               | 29         | 3               | 63            |



**TABLE 67. (CONTINUED)**

| Occurrence   | Total Injured | ...Employees On Duty... Trainmen | Other | Total | Emp Not On Duty | Passengers | Nontrespassers | Trespassers |
|--|---------------|----------------------------------|-------|-------|-----------------|------------|----------------|-------------|
| <b>COLLISIONS, DERAILMENTS, ETC. (&lt;= \$4,901)</b>                       |               |                                  |       |       |                 |            |                |             |
| 601T Casualty resulting fm a collision which did not satisfy \$ threshold  | 51            | 36                               | 9     | 45    | ---             | 4          | 2              | ---         |
| 602T Casualty resulting fm a derailment which did not satisfy \$ threshold | 48            | 41                               | 2     | 43    | ---             | 3          | 2              | ---         |
| 603T Casualty resulting fm oth than Rail Equip A/I(not at rail-hwy X-ing)  | 14            | 2                                | 3     | 5     | ---             | 1          | ---            | 8           |
| SUBTOTAL.....  | 113           | 79                               | 14    | 93    | ---             | 8          | 4              | 8           |
| <b>RAIL-HIGHWAY CROSSING ACCIDENTS/INCIDENTS</b>                           |               |                                  |       |       |                 |            |                |             |
| 609T Casualty at public rail-hwy X-ing (not rptd on form 6180-54)-eqp mov  | 2,327         | 51                               | 9     | 60    | ---             | 2          | 2,032          | 233         |
| 610T Casualty at private rail-hwy X-ing (Not rptd on form 6180-54)-eqp mov | 138           | 10                               | 1     | 11    | 1               | ---        | 124            | 2           |
| SUBTOTAL.....  | 2,465         | 61                               | 10    | 71    | 1               | 2          | 2,159          | 235         |
| <b>STRUCK BY OR RAN INTO LOCOMOTIVES OR CARS (NOT AT RAIL-HWY X-INGS)</b>  |               |                                  |       |       |                 |            |                |             |
| 701T Standing, walking or running on or along track - equipment moving     | 115           | 24                               | 3     | 27    | ---             | ---        | 4              | 84          |
| 702T Crossing track at private rail-highway crossing - equipment moving    | 16            | 1                                | 1     | 2     | 2               | ---        | 1              | 11          |
| 703T Crossing track not at a crossing - equipment moving                   | 36            | 1                                | ---   | 1     | ---             | ---        | 3              | 32          |
| 704T While on public thoroughfare - equipment moving                       | 4             | 1                                | ---   | 1     | ---             | ---        | 2              | 1           |
| 705T On bridges or trestles - equipment moving                             | 13            | ---                              | ---   | ---   | ---             | ---        | ---            | 13          |
| 706T Sitting or lying on track or near track, not in clear - eqp moving    | 106           | 1                                | ---   | 1     | ---             | ---        | 3              | 102         |
| 707T While working on or along track - equipment moving,                   | 30            | 16                               | 10    | 26    | ---             | ---        | 4              | ---         |
| 708T Passing over, through, or under cars - equipment moving               | 46            | 3                                | ---   | 3     | ---             | ---        | 3              | 40          |
| 709T Struck by or ran into loco/car (not at hwy x-ing), misc-eqp mov       | 39            | 3                                | ---   | 3     | ---             | ---        | 2              | 34          |
| SUBTOTAL.....  | 405           | 50                               | 14    | 64    | 2               | ---        | 22             | 317         |
| <b>SERVICING OR MAINTENANCE OF EQUIPMENT</b>                               |               |                                  |       |       |                 |            |                |             |
| 800T Absence of fixed signal (Blue Signal) - equipment moving              | 2             | ---                              | 2     | 2     | ---             | ---        | ---            | ---         |
| 802T Crossing over, under, or between locos or cars - equipment moving     | 1             | ---                              | 1     | 1     | ---             | ---        | ---            | ---         |
| 803T Striking or being struck by eqp, structures, or material-eqp mov      | 61            | 1                                | 60    | 61    | ---             | ---        | ---            | ---         |
| 815T Moving equipment for repairs  | 31            | 1                                | 30    | 31    | ---             | ---        | ---            | ---         |
| 825T Other acc/inc while servicing or maintaining eqp-eqp moving           | 14            | 1                                | 13    | 14    | ---             | ---        | ---            | ---         |
| SUBTOTAL.....  | 109           | 3                                | 106   | 109   | ---             | ---        | ---            | ---         |
| <b>MAINTENANCE OF WAY AND STRUCTURES</b>                                   |               |                                  |       |       |                 |            |                |             |
| 852T Crossing over, under, or between locos or cars-eqp moving             | 1             | ---                              | 1     | 1     | ---             | ---        | ---            | ---         |
| 853T Striking or being struck by eqp, structures, or material-eqp mov      | 88            | 1                                | 87    | 88    | ---             | ---        | ---            | ---         |
| 899T Other accs/incs while maintaining way and structures - eqp moving     | 33            | ---                              | 33    | 33    | ---             | ---        | ---            | ---         |
| SUBTOTAL.....  | 122           | 1                                | 121   | 122   | ---             | ---        | ---            | ---         |
| <b>FREIGHT, BAGGAGE, EXPRESS OR MAIL</b>                                   |               |                                  |       |       |                 |            |                |             |
| 901T Handling freight, baggage, express or mail-eqp moving                 | 8             | 2                                | 4     | 6     | ---             | 2          | ---            | ---         |
| 902T Struck or caught by shifted lading-eqp moving                         | 6             | 3                                | ---   | 3     | ---             | ---        | ---            | 3           |
| 904T Other acc/inc involving freight, baggage, express, or mail - eqp mov  | 7             | 1                                | 6     | 7     | ---             | ---        | ---            | ---         |
| SUBTOTAL.....  | 21            | 6                                | 10    | 16    | ---             | 2          | ---            | 3           |

TABLE 67. (CONTINUED)

| Occurrence  | Total Injured | ...Employees On Duty...<br>Trainmen Other | Emp Not On Duty | Passen- gers | Nontres- passers | Tres- passers |
|---|---------------|---|-----------------|--------------|------------------|---------------|
| WINDOWS, DOORS, ETC., ON ON-TRACK EQUIPMENT                                     |               |   |                 |              |                  |               |
| 907T Opening/closing hopper or gondola hatches, end or bottom doors, eqp moving | 1             | ---                                       | 1               | 1            | ---              | ---           |
| 908T Clo/opn frt/bag car doors, exc plug type car doors, def eqp-eqp mov        | 1             | ---                                       | ---             | ---          | ---              | 1             |
| 909T Clo/opn frt/bag car doors, exc plug type car doors, no def-eqp mov         | 1             | ---                                       | 1               | 1            | ---              | ---           |
| 912T Closing or opening coach trap doors-equipment moving                       | 10            | 9   | 1               | 10           | ---              | ---           |
| 913T Interior doors-equipment moving  | 18            | 8   | 7               | 15           | 1                | 2             |
| 914T Opening or closing locomotive doors-equipment moving                       | 28            | 27  | 1               | 28           | ---              | ---           |
| 915T Opening or closing locomotive windows-equipment moving                     | 2             | 2   | ---             | 2            | ---              | ---           |
| 916T Opening or closing caboose doors-equipment moving                          | 4             | 4   | ---             | 4            | ---              | ---           |
| 917T Opening or closing caboose windows-equipment moving                        | 2             | 2   | ---             | 2            | ---              | ---           |
| 918T Opening and closing other windows-equipment moving                         | 2             | 2   | ---             | 2            | ---              | ---           |
| 919T Other accidents/incidents involving windows or doors-eqp mov               | 46            | 18  | 8               | 26           | ---              | 20            |
| SUBTOTAL.....   | 115           | 72  | 19              | 91           | 1                | 22            |
| PASSENGER CAR DOORS   |               |   |                 |              |                  |               |
| 920T Caught by side doors while entering coach-equipment moving                 | 3             | 2   | ---             | 2            | ---              | 1             |
| 924T Struck by side doors while entering coach-equipment moving                 | 1             | ---                                       | ---             | ---          | ---              | 1             |
| 925T Struck by side doors while exiting coach-equipment moving                  | 2             | ---                                       | ---             | ---          | ---              | 2             |
| 926T Striking side door while entering coach-equipment moving                   | 1             | 1   | ---             | 1            | ---              | ---           |
| SUBTOTAL.....   | 7             | 3   | ---             | 3            | ---              | 4             |
| STUMBLING, SLIPPING, FALLING, CAUGHT, NOT ELSEWHERE CLASSIFIED                  |               |   |                 |              |                  |               |
| 930T Stumbling/slipping, etc. on snow or ice - equipment moving                 | 18            | 16  | 2               | 18           | ---              | ---           |
| 931T Stumbling/slipping, etc. on foreign mat./irregular surface-eqp mov         | 46            | 37  | 5               | 42           | 2                | 2             |
| 932T Stumbling/slipping, etc. on parts of track in place-equipment moving       | 10            | 8   | 2               | 10           | ---              | ---           |
| 934T Slip/fall, etc. between loco/car and other cars and struct-eqp mov         | 8             | 3   | ---             | 3            | ---              | 1             |
| 935T From bridges of trestles-equipment moving                                  | 3             | 2   | 1               | 3            | ---              | ---           |
| 936T From structures other than bridges or trestles-equipment moving            | 1             | 1   | ---             | 1            | ---              | ---           |
| 937T Into depressions - equipment moving  | 4             | 3   | 1               | 4            | ---              | ---           |
| 938T While on locomotive or car-equipment moving                                | 82            | 61  | 6               | 67           | ---              | 13            |
| 939T Other, stumbling, slipping, falling, caught, etc. - equipment moving       | 58            | 16  | 13              | 29           | ---              | 27            |
| SUBTOTAL.....   | 230           | 147                                       | 30              | 177          | 2                | 43            |
| FLYING OR FALLING OBJECTS, BURNS AND SIMILAR OCCURRENCES, N.O.C.                |               |   |                 |              |                  |               |
| 940T Foreign object in eye-equipment moving                                     | 301           | 284                                       | 14              | 298          | ---              | 1             |
| 941T Struck by flying of falling object (except assaults)-eqp mov               | 40            | 32  | 4               | 36           | ---              | 2             |
| 942T Electrical flash, shock, or burn-equipment moving                          | 2             | 2   | ---             | 2            | ---              | ---           |
| 943T Fire or explosion of fusees or torpedoes-equipment moving                  | 6             | 6   | ---             | 6            | ---              | ---           |
| 944T Other fire or explosion-equipment moving                                   | 2             | 1   | ---             | 1            | ---              | 1             |
| 945T Burned by hot or corrosive substances-equipment moving                     | 16            | 10  | 1               | 11           | ---              | 5             |
| 946T Inhalation of or contact with fumes or gases-equipment moving              | 11            | 11  | ---             | 11           | ---              | ---           |
| 949T Other A/I resulting from flying/falling objs, burns, etc. - eqp mov        | 18            | 10  | 5               | 15           | ---              | 1             |
| SUBTOTAL.....   | 396           | 356                                       | 24              | 380          | ---              | 10            |

TABLE 67. (CONTINUED)

| Occurrence  | Total Injured | ...Employees On Duty... Trainmen | Other | Emp Not On Duty Total | Passen- gers | Nontres- passers | Tres- passers |
|---|---------------|----------------------------------|-------|-----------------------|--------------|------------------|---------------|
| OPERATION OF ON-TRACK WORK EQUIPMENT  |               |                                  |       |                       |              |                  |               |
| 950T Collision with train or car  | 4             | ---                              | 4     | 4                     | ---          | ---              | ---           |
| 951T Collision with other on-track work equipment                                     | 27            | 3                                | 24    | 27                    | ---          | ---              | ---           |
| 952T Jumping from equipment in anticipation of a collision                            | 18            | 5                                | 13    | 18                    | ---          | ---              | ---           |
| 953T Derailment that does not satisfy monetary threshold                              | 36            | 2                                | 34    | 36                    | ---          | ---              | ---           |
| 954T Getting on/off on-track work equipment - equipment moving                        | 12            | 2                                | 8     | 10                    | ---          | 2                | ---           |
| 959T Other A/I involving on-track work equipment - equipment moving                   | 24            | 2                                | 21    | 23                    | ---          | ---              | 1             |
| SUBTOTAL.....   | 121           | 14                               | 104   | 118                   | ---          | 2                | 1             |
| ASSAULT   |               |                                  |       |                       |              |                  |               |
| 96AT Shot while on moving on-track equipment  | 5             | 4                                | ---   | 4                     | ---          | 1                | ---           |
| 96CT Struck by other propelled object while on locomotive - equip moving              | 44            | 43                               | ---   | 43                    | 1            | ---              | ---           |
| 96DT Struck by other propelled object while on car - equip moving                     | 6             | 5                                | ---   | 5                     | ---          | 1                | ---           |
| 96ET Struck by other propelled object while on caboose - equip moving                 | 15            | 15                               | ---   | 15                    | ---          | ---              | ---           |
| 96GT Other unprovoked assaults to persons on moving on-track equipment                | 7             | 7                                | ---   | 7                     | ---          | ---              | ---           |
| 96LT Other assaults connected with the protection of RR property - eqp moving         | 2             | 2                                | ---   | 2                     | ---          | ---              | ---           |
| 96MT All other assaults involving moving on-track equipment                           | 6             | 6                                | ---   | 6                     | ---          | ---              | ---           |
| SUBTOTAL.....   | 85            | 82                               | ---   | 82                    | 1            | 2                | ---           |
| OTHER OCCURRENCES   |               |                                  |       |                       |              |                  |               |
| 970T Performing rerailling or other clearing operations-equipment moving              | 3             | ---                              | 3     | 3                     | ---          | ---              | ---           |
| 971T Loco or car coming against car placed for loading or unloading                   | 6             | 5                                | 1     | 6                     | ---          | ---              | ---           |
| 972T Sudden movement of car, not otherwise classified                                 | 50            | 11                               | 23    | 34                    | 1            | 15               | ---           |
| 974T Slack action in caboose  | 315           | 311                              | 4     | 315                   | ---          | ---              | ---           |
| 975T Slack action, other  | 75            | 70                               | 4     | 74                    | ---          | ---              | 1             |
| 976T Emergency or severe application of air brakes due to def eqp                     | 12            | 12                               | ---   | 12                    | ---          | ---              | ---           |
| 977T Emergency or severe application of air brakes not due to def eqp                 | 35            | 33                               | 1     | 34                    | ---          | 1                | ---           |
| 986T Unexpected move of caboose, not slack action (include emergency & severe brking) | 49            | 47                               | 2     | 49                    | ---          | ---              | ---           |
| 988T Other accidents/incidents while in caboose, equipment moving                     | 65            | 62                               | 3     | 65                    | ---          | ---              | ---           |
| 989T Other accidents/incidents-equipment moving                                       | 99            | 45                               | 26    | 71                    | 1            | 11               | 3             |
| SUBTOTAL.....   | 709           | 596                              | 67    | 663                   | 2            | 27               | 4             |
| GRAND TOTAL.....  | 7,304         | 3,692                            | 604   | 4,296                 | 11           | 152              | 2,197         |

NOTE: Contractor employees are included with nontrespassers

**TABLE 68. ILLNESS IN TRAIN INCIDENTS BY SPECIFIC OCCURRENCE AND TYPE OF PERSON**

| Occurrence   | Total Illness | ...Employees On Duty... | Emp Not On Duty | Passengers | Nontrespassers | Trespassers |
|--|---------------|-------------------------|-----------------|------------|----------------|-------------|
| <b>COUPLING AND UNCOUPLING LOCOMOTIVES OR CARS</b>                         |               |                         |                 |            |                |             |
| 009T Other acc/inc while coupling/uncoupling cars or locos - equip moving  | 2             | 2                       | ---             | ---        | ---            | ---         |
| SUBTOTAL.....  | 2             | 2                       | ---             | ---        | ---            | ---         |
| <b>OPERATING OR ON LOCOMOTIVES</b>   |               |                         |                 |            |                |             |
| 106T Unexpected movement of locomotive, other than slack action            | 1             | 1                       | ---             | ---        | ---            | ---         |
| 109T Inhalation of or contact with fumes or gases - equipment moving       | 30            | 30                      | ---             | ---        | ---            | ---         |
| 119T Other accidents/incidents while operating locomotives - eqp moving    | 1             | 1                       | ---             | ---        | ---            | ---         |
| SUBTOTAL.....  | 32            | 32                      | ---             | ---        | ---            | ---         |
| <b>OPERATING HAND BRAKES</b>   |               |                         |                 |            |                |             |
| 209T Other accidents/incidents while operating hand brakes - eqp moving    | 1             | 1                       | ---             | ---        | ---            | ---         |
| SUBTOTAL.....  | 1             | 1                       | ---             | ---        | ---            | ---         |
| <b>OPERATING SWITCHES OR DERAILS</b>                                       |               |                         |                 |            |                |             |
| 309T Other acc/inc while operating switches/derails - equipment moving     | 6             | 6                       | ---             | ---        | ---            | ---         |
| SUBTOTAL.....  | 6             | 6                       | ---             | ---        | ---            | ---         |
| <b>GETTING ON OR OFF CARS OR LOCOMOTIVES</b>                               |               |                         |                 |            |                |             |
| 501T Slip/fell due to lost/missed hold of grabiron, handhold, etc.-eqp mov | 1             | 1                       | ---             | ---        | ---            | ---         |
| 504T Stepping or tripping on foreign material or irreg surface - eqp mov   | 1             | 1                       | ---             | ---        | ---            | ---         |
| SUBTOTAL.....  | 2             | 2                       | ---             | ---        | ---            | ---         |
| <b>COLLISIONS, DERAILMENTS, ETC.(&lt;= \$4,901)</b>                        |               |                         |                 |            |                |             |
| 601T Casualty resulting fm a collision which did not satisfy \$ threshold  | 1             | 1                       | ---             | ---        | ---            | ---         |
| SUBTOTAL.....  | 1             | 1                       | ---             | ---        | ---            | ---         |
| <b>RAIL-HIGHWAY CROSSING ACCIDENTS/INCIDENTS</b>                           |               |                         |                 |            |                |             |
| 610T Casualty at private rail-hwy X-ing (Not rptd on form 6180-54)-eqp mov | 1             | 1                       | ---             | ---        | ---            | ---         |
| SUBTOTAL.....  | 1             | 1                       | ---             | ---        | ---            | ---         |
| <b>FLYING OR FALLING OBJECTS, BURNS AND SIMILAR OCCURRENCES, N.O.C.</b>    |               |                         |                 |            |                |             |
| 940T Foreign object in eye-equipment moving                                | 1             | 1                       | ---             | ---        | ---            | ---         |
| 944T Other fire or explosion-equipment moving                              | 1             | 1                       | ---             | ---        | ---            | ---         |
| 945T Burned by hot or corrosive substances-equipment moving                | 1             | 1                       | ---             | ---        | ---            | ---         |
| 946T Inhalation of or contact with fumes or gases-equipment moving         | 26            | 23                      | 3               | ---        | ---            | ---         |
| 949T Other A/I resulting from flying/falling objs, burns, etc. - eqp mov   | 1             | 1                       | ---             | ---        | ---            | ---         |
| SUBTOTAL.....  | 30            | 27                      | 3               | ---        | ---            | ---         |
| <b>OTHER OCCURRENCES</b>   |               |                         |                 |            |                |             |
| 987T Caboose fire, equipment moving  | 1             | 1                       | ---             | ---        | ---            | ---         |
| 989T Other accidents/incidents-equipment moving                            | 4             | 3                       | 1               | ---        | ---            | ---         |
| SUBTOTAL.....  | 5             | 4                       | 1               | ---        | ---            | ---         |
| GRAND TOTAL.....   | 80            | 76                      | 4               | ---        | ---            | ---         |

NOTE: Contractor employees are included with nontrespassers

**TABLE 69. FATALITIES IN NON-TRAIN INCIDENTS BY SPECIFIC OCCURRENCE AND TYPE OF PERSON**

| Occurrence  | Total Killed   | ...Employees On Duty... |       | Emp Not On Duty | Passengers | Nontrespassers | Trespassers |
|---|--|-------------------------|-------|-----------------|------------|----------------|-------------|
|   |  | Trainmen                | Other |                 |            |                |             |
| <b>GETTING ON OR OFF CARS OR LOCOMOTIVES</b>                              |  |                         |       |                 |            |                |             |
| 507   | Falling, slipping, tripping, not elsewhere classified - eqp std                  | 1                       | ---   | ---             | ---        | ---            | 1           |
|   | SUBTOTAL.....  | 1                       | ---   | ---             | ---        | ---            | 1           |
| <b>RAIL-HIGHWAY CROSSING ACCIDENTS/INCIDENTS</b>                          |  |                         |       |                 |            |                |             |
| 609   | Casualty at public rail-hwy X-ing (not rptd on form 6180-54)-eqp std             | 14                      | ---   | ---             | ---        | 11             | 3           |
|   | SUBTOTAL.....  | 14                      | ---   | ---             | ---        | 11             | 3           |
| <b>STRUCK BY OR RAN INTO LOCOMOTIVES OR CARS (NOT AT RAIL-HWY X-INGS)</b> |  |                         |       |                 |            |                |             |
| 709   | Struck by or ran into loco/car (not at hwy x-ing), misc-eqp std                  | 1                       | ---   | ---             | ---        | ---            | 1           |
|   | SUBTOTAL.....  | 1                       | ---   | ---             | ---        | ---            | 1           |
| <b>SERVICING OR MAINTENANCE OF EQUIPMENT</b>                              |  |                         |       |                 |            |                |             |
| 803   | Striking or being struck by eqp, structures, or material-eqp std                 | 1                       | ---   | 1               | ---        | ---            | ---         |
| 825   | Other acc/inc while servicing or maintaining eqp-eqp std                         | 1                       | ---   | 1               | ---        | ---            | ---         |
|   | SUBTOTAL.....  | 2                       | ---   | 2               | ---        | ---            | ---         |
| <b>MAINTENANCE OF WAY AND STRUCTURES</b>                                  |  |                         |       |                 |            |                |             |
| 853   | Striking or being struck by eqp, structures, or material-eqp std                 | 1                       | ---   | 1               | ---        | ---            | ---         |
| 879   | Handling rail by use of power tools  | 1                       | ---   | 1               | ---        | ---            | ---         |
| 892   | Working on or about sgnl or comm. poles, sgnl masts,sgnl cantilevers or catenary | 2                       | ---   | 2               | ---        | ---            | ---         |
|   | SUBTOTAL.....  | 4                       | ---   | 4               | ---        | ---            | ---         |
| <b>STUMBLING, SLIPPING, FALLING, CAUGHT, NOT ELSEWHERE CLASSIFIED</b>     |  |                         |       |                 |            |                |             |
| 934   | Slip/fall, etc. between loco/car and other cars and struct-eqp std               | 1                       | ---   | ---             | ---        | ---            | 1           |
| 935   | From bridges or trestles   | 4                       | ---   | 1               | ---        | ---            | 3           |
|   | SUBTOTAL.....  | 5                       | ---   | 1               | ---        | ---            | 4           |

**TABLE 69. (CONTINUED)**

| Occurrence   |  | Total Killed | ...Employees On Duty... |       | Emp Not On Duty | Passengers | Nontrespassers | Trespassers |
|--|--|--------------|-------------------------|-------|-----------------|------------|----------------|-------------|
|  |  |              | Trainmen                | Other | Total           |            |                |             |
| FLYING OR FALLING OBJECTS, BURNS AND SIMILAR OCCURRENCES, N.O.C. |  |              |                         |       |                 |            |                |             |
| 941  | Struck by flying of falling object (except assaults)           | 3            | ---                     | ---   | ---             | ---        | 3              | ---         |
| 949  | Other acc/inc resulting from flying/falling objs, burns, etc.  | 1            | ---                     | ---   | ---             | ---        | 1              | ---         |
|  | SUBTOTAL.....  | 4            | ---                     | ---   | ---             | ---        | 4              | ---         |
| ASSAULT  |  |              |                         |       |                 |            |                |             |
| 96B  | Shooting incidents not involving persons on on-track equipment | 2            | ---                     | 1     | 1               | 1          | ---            | ---         |
|  | SUBTOTAL.....  | 2            | ---                     | 1     | 1               | 1          | ---            | ---         |
| OTHER OCCURRENCES  |  |              |                         |       |                 |            |                |             |
| 970  | Performing rerailling or other clearing operations             | 2            | ---                     | 2     | 2               | ---        | ---            | ---         |
| 978  | Motor vehicle acc/inc (other than rail-highway grade crossing) | 10           | ---                     | 7     | 7               | ---        | ---            | 3           |
| 980  | Horseplay  | 1            | ---                     | 1     | 1               | ---        | ---            | ---         |
| 989  | Other accidents/incidents                                      | 8            | 3                       | ---   | 3               | ---        | 1              | 4           |
|  | SUBTOTAL.....  | 21           | 3                       | 10    | 13              | ---        | 1              | 7           |
|  | GRAND TOTAL.....   | 54           | 3                       | 18    | 21              | 1          | 16             | 16          |

NOTE: Contractor employees are included with nontrespassers

**TABLE 70. INJURIES IN NON-TRAIN INCIDENTS BY SPECIFIC OCCURRENCE AND TYPE OF PERSON**

| Occurrence   | Total Injured | ...Employees On Duty... |       | Emp Not On Duty | Passengers | Nontrespassers | Trespassers |
|--|---------------|-------------------------|-------|-----------------|------------|----------------|-------------|
|  |               | Trainmen                | Other |                 |            |                |             |
| <b>COUPLING AND UNCOUPLING LOCOMOTIVES OR CARS</b>                         |               |                         |       |                 |            |                |             |
| 002 Adjusting coupler - equipment standing                                 | 307           | 299                     | 8     | 307             | ---        | ---            | ---         |
| 003 Crossing over, under or between on-track equipment, equipment standing | 6             | 6                       | ---   | 6               | ---        | ---            | ---         |
| 004 Adjusting coupler, part of coupler fell striking person-eqp standing   | 40            | 39                      | 1     | 40              | ---        | ---            | ---         |
| 005 Use of uncoupling lever - equipment standing                           | 97            | 92                      | 5     | 97              | ---        | ---            | ---         |
| 007 Striking parts of body against equipment - equipment standing          | 34            | 33                      | 1     | 34              | ---        | ---            | ---         |
| 008 Stumbled, slipped, fell, stepped on foreign obj/irreg surface-eqp std  | 84            | 75                      | 9     | 84              | ---        | ---            | ---         |
| 009 Other acc/inc while coupling/uncoupling cars or locos - equip std      | 124           | 112                     | 12    | 124             | ---        | ---            | ---         |
| SUBTOTAL.....  | 692           | 656                     | 36    | 692             | ---        | ---            | ---         |
| <b>COUPLING/UNCOUPLING AIR OR STEAM HOSE, SAFETY CHAINS ETC.</b>           |               |                         |       |                 |            |                |             |
| 051 Crossing over, under or between on-track equipment, equipment standing | 5             | 4                       | 1     | 5               | ---        | ---            | ---         |
| 052 Uncoupl air hose, struck by hose due to sudden release of air-eqp std  | 26            | 21                      | 5     | 26              | ---        | ---            | ---         |
| 053 Coupling air hose, stk by hose due to sudden release of air - eqp std  | 27            | 22                      | 5     | 27              | ---        | ---            | ---         |
| 054 Stumbled, slipped, fell, or stepped on foreign obj, etc., eqp standing | 51            | 50                      | 1     | 51              | ---        | ---            | ---         |
| 055 Defective equipment - equipment standing                               | 3             | 2                       | 1     | 3               | ---        | ---            | ---         |
| 056 Burned by hot water or steam from hose - equipment standing            | 1             | 1                       | ---   | 1               | ---        | ---            | ---         |
| 057 Opening or closing angle cocks - equipment standing                    | 52            | 44                      | 8     | 52              | ---        | ---            | ---         |
| 059 Oth A/I while coupl/uncoupl air/steam hose or turn angl cock-eqp std   | 136           | 111                     | 25    | 136             | ---        | ---            | ---         |
| SUBTOTAL.....  | 301           | 255                     | 46    | 301             | ---        | ---            | ---         |
| <b>OPERATING OR ON LOCOMOTIVES</b>   |               |                         |       |                 |            |                |             |
| 101 Burn or electrical shock - equipment standing                          | 16            | 13                      | 3     | 16              | ---        | ---            | ---         |
| 102 Striking parts of body against equipment, moving about loco-eqp std    | 69            | 65                      | 4     | 69              | ---        | ---            | ---         |
| 103 Struck by tools or other objects falling - equipment standing          | 22            | 14                      | 8     | 22              | ---        | ---            | ---         |
| 104 Stumbled, slipped, fell, stepped on foreign obj, etc., - eqp std       | 153           | 140                     | 12    | 152             | 1          | ---            | ---         |
| 105 Checking, oiling, servicing locomotive, etc. - equipment standing      | 33            | 18                      | 15    | 33              | ---        | ---            | ---         |
| 109 Inhalation of or contact with fumes or gases - equipment standing      | 17            | 17                      | ---   | 17              | ---        | ---            | ---         |
| 110 Defective locomotive seat - equipment standing                         | 24            | 20                      | 4     | 24              | ---        | ---            | ---         |
| 111 Adjusting locomotive seat - equipment standing                         | 29            | 29                      | ---   | 29              | ---        | ---            | ---         |
| 112 Foreign object in eye - equipment standing                             | 90            | 85                      | 5     | 90              | ---        | ---            | ---         |
| 119 Other accidents/incidents while operating locomotives - eqp standing   | 81            | 74                      | 7     | 81              | ---        | ---            | ---         |
| SUBTOTAL.....  | 534           | 475                     | 58    | 533             | 1          | ---            | ---         |
| <b>OPERATING RAIL MOTORCARS</b>  |               |                         |       |                 |            |                |             |
| 151 Striking parts of body against equipment - equipment standing          | 9             | 6                       | 3     | 9               | ---        | ---            | ---         |
| 152 Struck by tools or other objects falling - equipment standing          | 3             | 1                       | 2     | 3               | ---        | ---            | ---         |
| 153 Stumbled, slipped, fell or stepped on foreign obj, etc., - eqp std     | 8             | 5                       | 3     | 8               | ---        | ---            | ---         |
| 155 Placing or removing rail motorcar on or off rail                       | 38            | ---                     | 38    | 38              | ---        | ---            | ---         |
| 159 Other accidents/incidents while operating rail motorcars - eqp std     | 9             | 2                       | 7     | 9               | ---        | ---            | ---         |
| SUBTOTAL.....  | 67            | 14                      | 53    | 67              | ---        | ---            | ---         |

TABLE 70. (CONTINUED)

| Occurrence   | Total Injured | ...Employees On Duty... Trainmen | Other | Total | Emp Not On Duty | Passen- gers | Nontres- passers | Tres- passers |
|--|---------------|----------------------------------|-------|-------|-----------------|--------------|------------------|---------------|
| <b>OPERATING HAND BRAKES</b>   |               |                                  |       |       |                 |              |                  |               |
| 200 Manipulating hand brakes, no defects, equipment standing               | 242           | 232                              | 10    | 242   | ---             | ---          | ---              | ---           |
| 201 Defective equipment - equipment standing                               | 34            | 32                               | 2     | 34    | ---             | ---          | ---              | ---           |
| 202 Pawl slipping or accidentally knocked out of ratchet - eqp standing    | 7             | 7                                | ---   | 7     | ---             | ---          | ---              | ---           |
| 203 Striking body not due to movement of equipment                         | 12            | 12                               | ---   | 12    | ---             | ---          | ---              | ---           |
| 205 Caught between parts of equipment or lading - equipment standing       | 5             | 4                                | 1     | 5     | ---             | ---          | ---              | ---           |
| 206 Brake chains or bolts, breaking or giving way - equipment standing     | 10            | 9                                | 1     | 10    | ---             | ---          | ---              | ---           |
| 207 Losing hold, slipping, or falling - equipment standing                 | 52            | 49                               | 3     | 52    | ---             | ---          | ---              | ---           |
| 208 Caught hand or fingers in spinning brake wheel - equipment standing    | 14            | 12                               | 2     | 14    | ---             | ---          | ---              | ---           |
| 209 Other accidents/incidents while operating hand brakes - eqp standing   | 82            | 75                               | 6     | 81    | 1               | ---          | ---              | ---           |
| SUBTOTAL.....  | 458           | 432                              | 25    | 457   | 1               | ---          | ---              | ---           |
| <b>OPERATING SWITCHES OR DERAILS</b>                                       |               |                                  |       |       |                 |              |                  |               |
| 301 Slipped, tripped or fell due to ice or snow                            | 42            | 39                               | 2     | 41    | 1               | ---          | ---              | ---           |
| 302 Slipped, tripped or fell not due to ice or snow                        | 50            | 42                               | 8     | 50    | ---             | ---          | ---              | ---           |
| 303 Parts of body struck or caught by mechanism of switch                  | 70            | 59                               | 11    | 70    | ---             | ---          | ---              | ---           |
| 305 Lining switches, defective equipment                                   | 167           | 151                              | 15    | 166   | ---             | ---          | 1                | ---           |
| 306 Lining switches, no defects  | 784           | 739                              | 44    | 783   | 1               | ---          | ---              | ---           |
| 307 Manipulating derail, no defects  | 51            | 42                               | 9     | 51    | ---             | ---          | ---              | ---           |
| 308 Manipulating derail, defective equipment                               | 11            | 10                               | 1     | 11    | ---             | ---          | ---              | ---           |
| 309 Other acc/inc while operating switches/derails - equipment standing    | 151           | 142                              | 9     | 151   | ---             | ---          | ---              | ---           |
| SUBTOTAL.....  | 1,326         | 1,224                            | 99    | 1,323 | 2               | ---          | 1                | ---           |
| <b>CONTACTING FIXED OBJECTS WHILE ON LOCOMOTIVES OR CARS</b>               |               |                                  |       |       |                 |              |                  |               |
| 401 Persons on top locos/cars contacting fixed objects - equipment std     | 4             | 3                                | 1     | 4     | ---             | ---          | ---              | ---           |
| 402 Persons on side/end of locos/cars contacting fixed objects - eqp std   | 15            | 15                               | ---   | 15    | ---             | ---          | ---              | ---           |
| 409 Persons on loco/car coming in contact with fixed obj(other)-eqp std    | 25            | 17                               | 8     | 25    | ---             | ---          | ---              | ---           |
| SUBTOTAL.....  | 44            | 35                               | 9     | 44    | ---             | ---          | ---              | ---           |
| <b>GETTING ON OR OFF CARS OR LOCOMOTIVES</b>                               |               |                                  |       |       |                 |              |                  |               |
| 501 Slip/fell due to lost/missed hold of grabiron, handhold, etc.-eqp std  | 73            | 51                               | 18    | 69    | 1               | 2            | 1                | ---           |
| 502 Slip/fell due to losing/missing footing on step, stirrup, etc.-eqp std | 193           | 133                              | 53    | 186   | 2               | 4            | ---              | 1             |
| 503 Stepping or tripping on parts of track in place - equipment standing   | 34            | 29                               | 3     | 32    | ---             | 1            | ---              | 1             |
| 504 Stepping or tripping on foreign material or irreg surface - eqp std    | 240           | 208                              | 29    | 237   | 2               | 1            | ---              | ---           |
| 505 Slipping on ice or snow on ground - equipment standing                 | 60            | 51                               | 7     | 58    | 1               | 1            | ---              | ---           |
| 506 Slipping on ice/snow on cars or locomotives - equipment standing       | 45            | 38                               | 7     | 45    | ---             | ---          | ---              | ---           |
| 507 Falling, slipping, tripping, not elsewhere classified - eqp std        | 120           | 85                               | 24    | 109   | 4               | 5            | 2                | ---           |
| 508 Slipping/falling while boarding/alighting fm passenger eqp(standing)   | 99            | 35                               | 7     | 42    | ---             | 55           | 2                | ---           |
| 511 Strike/struck by eqp/structures(not bridge/trestle), or mat -eqp std   | 45            | 29                               | 8     | 37    | ---             | 8            | ---              | ---           |
| 512 Striking or being struck by bridges or trestles - equipment standing   | 1             | ---                              | 1     | 1     | ---             | ---          | ---              | ---           |
| 513 Jumping from equipment - equipment standing                            | 12            | 6                                | 5     | 11    | ---             | ---          | ---              | 1             |
| 514 Defective equipment - equipment standing                               | 21            | 18                               | 2     | 20    | ---             | 1            | ---              | ---           |
| 519 Other acc/inc while getting on or off cars or locos - equipment std    | 227           | 176                              | 47    | 223   | 2               | 2            | ---              | ---           |
| SUBTOTAL.....  | 1,170         | 859                              | 211   | 1,070 | 12              | 80           | 5                | 3             |



TABLE 70. (CONTINUED)

| Occurrence   |   | Total Injured | ...Employees On Duty... Trainmen | Other | Emp Not On Duty | Passengers | Nontrespassers | Trespasser |
|--|---|---------------|----------------------------------|-------|-----------------|------------|----------------|------------|
| RAIL-HIGHWAY CROSSING, ACCIDENTS/INCIDENTS                         |   |               |                                  |       |                 |            |                |            |
| 609  | Casualty at public rail-hwy X-ing (not rptd on form 6180-54)-eqp std  | 49            | 1                                | ---   | 1               | ---        | 46             | 2          |
| 610  | Casualty at private rail-hwy X-ing (Not rptd on form 6180-54)-eqp std | 1             | ---                              | ---   | ---             | ---        | 1              | ---        |
| SUBTOTAL.....  |   | 50            | 1                                | ---   | 1               | ---        | 47             | 2          |
| STRUCK BY OR RAN INTO LOCOMOTIVES OR CARS (NOT AT RAIL-HWY X-INGS) |   |               |                                  |       |                 |            |                |            |
| 701  | Standing, walking or running on or along track - equipment standing   | 6             | 1                                | 1     | 2               | ---        | ---            | 4          |
| 703  | Crossing track not at a crossing - equipment standing                 | 3             | ---                              | ---   | ---             | ---        | ---            | 3          |
| 708  | Passing over, through, or under cars - equipment standing             | 6             | ---                              | 1     | 1               | ---        | ---            | 5          |
| 709  | Struck by or ran into loco/car (not at hwy x-ing), misc-eqp std       | 11            | 4                                | 2     | 6               | 1          | 2              | 2          |
| SUBTOTAL.....  |   | 26            | 5                                | 4     | 9               | 1          | 2              | 14         |
| SERVICING OR MAINTENANCE OF EQUIPMENT                              |   |               |                                  |       |                 |            |                |            |
| 802  | Crossing over, under, or between locos or cars - equipment standing   | 36            | 1                                | 35    | 36              | ---        | ---            | ---        |
| 803  | Striking or being struck by eqp, structures, or material-eqp std      | 557           | 6                                | 547   | 553             | 4          | ---            | ---        |
| 804  | Use of hand tools   | 701           | 6                                | 694   | 700             | ---        | 1              | ---        |
| 805  | Use of portable power tools   | 108           | 1                                | 107   | 108             | ---        | ---            | ---        |
| 806  | Use of welding equipment  | 70            | ---                              | 70    | 70              | ---        | ---            | ---        |
| 807  | Use of oxygen-acetylene, natural gas cutting equipment                | 100           | ---                              | 99    | 99              | ---        | 1              | ---        |
| 808  | Use of grinding equipment   | 44            | ---                              | 44    | 44              | ---        | ---            | ---        |
| 809  | Use of scaffolds, ladders, etc.                                       | 77            | 1                                | 76    | 77              | ---        | ---            | ---        |
| 81A  | Lifting parts to install while making repairs                         | 209           | 6                                | 203   | 209             | ---        | ---            | ---        |
| 810  | Use of cranes, hoists, derricks, piledrivers, etc.                    | 90            | 1                                | 89    | 90              | ---        | ---            | ---        |
| 811  | Use of lift trucks and other portable material handling eqp           | 110           | ---                              | 109   | 109             | ---        | 1              | ---        |
| 812  | Use of shop machinery not elsewhere classified                        | 103           | ---                              | 103   | 103             | ---        | ---            | ---        |
| 813  | Loading and unloading materials                                       | 223           | 5                                | 216   | 221             | ---        | 2              | ---        |
| 814  | Handling material by hand   | 799           | 9                                | 788   | 797             | ---        | 2              | ---        |
| 816  | Inhalation of or contact with fumes or gases                          | 22            | 4                                | 18    | 22              | ---        | ---            | ---        |
| 817  | Foreign object in eye, using eye protection                           | 230           | 3                                | 226   | 229             | 1          | ---            | ---        |
| 818  | Foreign object in eye, not using eye protection                       | 163           | 10                               | 150   | 160             | 3          | ---            | ---        |
| 819  | Struck by flying or falling object                                    | 221           | 1                                | 218   | 219             | 2          | ---            | ---        |
| 820  | Electrical flash, shock, or burn                                      | 71            | 2                                | 68    | 70              | ---        | 1              | ---        |
| 821  | Fire or explosion of fuses or torpedoes                               | 4             | ---                              | 4     | 4               | ---        | ---            | ---        |
| 822  | Other fire or explosion   | 18            | ---                              | 18    | 18              | ---        | ---            | ---        |
| 823  | Burned or irritated by hot, corrosive, or toxic substances            | 90            | 1                                | 89    | 90              | ---        | ---            | ---        |
| 824  | Stumbling, slipping, falling, caught, not elsewhere classified        | 986           | 24                               | 931   | 955             | 28         | 3              | ---        |
| 825  | Other acc/inc while servicing or maintaining eqp-eqp std              | 964           | 17                               | 937   | 954             | 7          | 3              | ---        |
| SUBTOTAL.....  |   | 5,996         | 98                               | 5,839 | 5,937           | 45         | 14             | ---        |

TABLE 70. (CONTINUED)

| Occurrence   | Total Injured | ...Employees On Duty...<br>Trainmen Other | Emp Not On Duty | Passen- gers | Nontres- passers | Tres- passers |
|--|---------------|---|-----------------|--------------|------------------|---------------|
| MAINTENANCE OF WAY AND STRUCTURES  |               |   |                 |              |                  |               |
| 852 Crossing over, under, or between locos or cars-eqp std                           | 13            | 1 10                                      | 11              | 2            | ---              | ---           |
| 853 Striking or being struck by eqp, structures, or material-eqp std                 | 450           | 4 443                                     | 447             | ---          | ---              | 3             |
| 854 Use of hand tools  | 945           | 2 941                                     | 943             | ---          | ---              | 2             |
| 855 Use of portable power tools  | 303           | --- 303                                   | 303             | ---          | ---              | ---           |
| 856 Use of welding equipment   | 71            | --- 70                                    | 70              | ---          | ---              | 1             |
| 857 Use of oxygen-acetylene, natural gas cutting equipment                           | 21            | --- 21                                    | 21              | ---          | ---              | ---           |
| 858 Use of grinding equipment  | 97            | --- 97                                    | 97              | ---          | ---              | ---           |
| 859 Use of scaffolds, ladders, etc.  | 61            | 1 60                                      | 61              | ---          | ---              | ---           |
| 860 Use of cranes, hoists, derricks, piledrivers, etc.                               | 133           | --- 133                                   | 133             | ---          | ---              | ---           |
| 861 Use of lift trucks and other portable material handling eqp                      | 55            | --- 55                                    | 55              | ---          | ---              | ---           |
| 862 Use of shop machinery not elsewhere classified                                   | 43            | --- 43                                    | 43              | ---          | ---              | ---           |
| 863 Loading and unloading materials  | 716           | --- 715                                   | 715             | ---          | ---              | 1             |
| 864 Handling material by hand  | 1,074         | 1 1,069                                   | 1,070           | 4            | ---              | ---           |
| 866 Inhalation of or contact with fumes or gases                                     | 20            | --- 20                                    | 20              | ---          | ---              | ---           |
| 867 Foreign object in eye, using eye protection                                      | 144           | 2 142                                     | 144             | ---          | ---              | ---           |
| 868 Foreign object in eye, not using eye protection                                  | 128           | 1 125                                     | 126             | 2            | ---              | ---           |
| 869 Struck by flying of falling object   | 349           | 2 346                                     | 348             | 1            | ---              | ---           |
| 870 Electrical flash, shock, or burn   | 46            | 1 45                                      | 46              | ---          | ---              | ---           |
| 871 Fire or explosion of fusees or torpedoes   | 3             | --- 3                                     | 3               | ---          | ---              | ---           |
| 872 Other fire or explosion  | 22            | --- 21                                    | 21              | 1            | ---              | ---           |
| 873 Burned or irritated by hot, corrosive or toxic substances                        | 57            | --- 57                                    | 57              | ---          | ---              | ---           |
| 874 Stumbling, slipping, falling, caught, not elsewhere classified                   | 1,050         | 7 1,019                                   | 1,026           | 21           | ---              | 3             |
| 875 Use of maintenance of way equipment not elsewhere classified                     | 172           | --- 172                                   | 172             | ---          | ---              | ---           |
| 876 Inserting or removing ties, switch timbers and tie plates by use of hand tools   | 449           | 1 447                                     | 448             | ---          | ---              | 1             |
| 877 Insert/remove ties, switch timbers and tie plates using portable power tools     | 79            | --- 79                                    | 79              | ---          | ---              | ---           |
| 878 Loading/unloading ties, switch timbers, tie plates and fastenings                | 368           | 2 365                                     | 367             | 1            | ---              | ---           |
| 879 Handling rail by use of power tools  | 79            | 1 78                                      | 79              | ---          | ---              | ---           |
| 880 Handling rail by use of hand tools   | 229           | --- 229                                   | 229             | ---          | ---              | ---           |
| 890 Handling/inserting/removing rail anchors (includes being struck by anchors)      | 193           | 2 190                                     | 192             | ---          | ---              | 1             |
| 891 Handling/inserting/removing track spikes (includes being struck by flying spike) | 705           | 1 703                                     | 704             | ---          | ---              | 1             |
| 892 Working on or about sgnl or comm. poles, sgnl masts,sgnl cantilevers or catenary | 199           | --- 198                                   | 198             | ---          | ---              | 1             |
| 893 Servicing or repairing MOW equipment at work site                                | 190           | --- 189                                   | 189             | ---          | ---              | 1             |
| 899 Other accs/incs while maintaining way and structures - eqp standing              | 520           | 1 504                                     | 505             | 7            | ---              | 8             |
| SUBTOTAL.....  | 8,984         | 30 8,892                                  | 8,922           | 39           | ---              | 23            |
| FREIGHT, BAGGAGE, EXPRESS OR MAIL  |               |   |                 |              |                  |               |
| 901 Handling freight, baggage, express or mail                                       | 90            | 10 80                                     | 90              | ---          | ---              | ---           |
| 902 Struck or caught by shifted lading   | 4             | --- 4                                     | 4               | ---          | ---              | ---           |
| 903 Tripping over, or struck by falling baggage in passenger car-eqp std             | 2             | --- 2                                     | 2               | ---          | ---              | ---           |
| 904 Other accident/incident involving freight, baggage, express, or mail             | 14            | 3 11                                      | 14              | ---          | ---              | ---           |
| SUBTOTAL.....  | 110           | 13 97                                     | 110             | ---          | ---              | ---           |

TABLE 70. (CONTINUED)

| Occurrence   | Total Injured | ...Employees On Duty... Trainmen | ...Employees On Duty... Other | Emp Not On Duty Total | Emp Not On Duty | Passengers | Nontrespassers | Trespassers |
|--|---------------|----------------------------------|-------------------------------|-----------------------|-----------------|------------|----------------|-------------|
| WINDOWS, DOORS, ETC., ON ON-TRACK EQUIPMENT                    |               |                                  |                               |                       |                 |            |                |             |
| 907  | 37            | 1                                | 36                            | 37                    | ---             | ---        | ---            | ---         |
| 908  | 14            | 3                                | 10                            | 13                    | ---             | ---        | 1              | ---         |
| 909  | 41            | 4                                | 35                            | 39                    | ---             | ---        | 2              | ---         |
| 910  | 17            | 3                                | 14                            | 17                    | ---             | ---        | ---            | ---         |
| 911  | 36            | 6                                | 30                            | 36                    | ---             | ---        | ---            | ---         |
| 912  | 28            | 18                               | 9                             | 27                    | ---             | 1          | ---            | ---         |
| 913  | 37            | 21                               | 15                            | 36                    | ---             | 1          | ---            | ---         |
| 914  | 53            | 40                               | 13                            | 53                    | ---             | ---        | ---            | ---         |
| 915  | 18            | 16                               | 2                             | 18                    | ---             | ---        | ---            | ---         |
| 916  | 9             | 6                                | 2                             | 8                     | ---             | 1          | ---            | ---         |
| 917  | 7             | 5                                | 2                             | 7                     | ---             | ---        | ---            | ---         |
| 918  | 9             | 7                                | 2                             | 9                     | ---             | ---        | ---            | ---         |
| 919  | 105           | 39                               | 60                            | 99                    | 3               | ---        | 2              | 1           |
| SUBTOTAL.....  | 411           | 169                              | 230                           | 399                   | 3               | 3          | 5              | 1           |
| PASSENGER CAR DOORS  |               |                                  |                               |                       |                 |            |                |             |
| 920  | 25            | 11                               | 4                             | 15                    | ---             | 9          | 1              | ---         |
| 921  | 1             | ---                              | ---                           | ---                   | ---             | 1          | ---            | ---         |
| 924  | 3             | 2                                | ---                           | 2                     | ---             | 1          | ---            | ---         |
| 925  | 8             | 6                                | 1                             | 7                     | ---             | 1          | ---            | ---         |
| 926  | 1             | 1                                | ---                           | 1                     | ---             | ---        | ---            | ---         |
| SUBTOTAL.....  | 38            | 20                               | 5                             | 25                    | ---             | 12         | 1              | ---         |
| STUMBLING, SLIPPING, FALLING, CAUGHT, NOT ELSEWHERE CLASSIFIED |               |                                  |                               |                       |                 |            |                |             |
| 930  | 451           | 203                              | 182                           | 385                   | 52              | 5          | 7              | 2           |
| 931  | 803           | 485                              | 243                           | 728                   | 50              | 8          | 16             | 1           |
| 932  | 155           | 88                               | 59                            | 147                   | 5               | ---        | 2              | 1           |
| 933  | 524           | 70                               | 178                           | 248                   | 39              | 91         | 142            | 4           |
| 934  | 51            | 22                               | 15                            | 37                    | ---             | 13         | ---            | 1           |
| 935  | 46            | 4                                | 35                            | 39                    | 3               | ---        | 1              | 3           |
| 936  | 20            | 3                                | 14                            | 17                    | ---             | ---        | 3              | ---         |
| 937  | 112           | 56                               | 43                            | 99                    | 1               | 2          | 9              | 1           |
| 938  | 91            | 34                               | 35                            | 69                    | 2               | 14         | 6              | ---         |
| 939  | 268           | 80                               | 139                           | 219                   | 23              | 12         | 10             | 4           |
| SUBTOTAL.....  | 2,521         | 1,045                            | 943                           | 1,988                 | 175             | 145        | 196            | 17          |

TABLE 70. (CONTINUED)

| Occurrence   | Total Injured | ...Employees On Duty... Trainmen | Other  | Emp Not On Duty Total | Passen- gers | Nontres- passers | Tres- passers |
|--|---------------|----------------------------------|--------|-----------------------|--------------|------------------|---------------|
| FLYING OR FALLING OBJECTS, BURNS AND SIMILAR OCCURRENCES, N.O.C.                     |               |                                  |        |                       |              |                  |               |
| 940 Foreign object in eye  | 309           | 207                              | 96     | 303                   | 2            | ---              | ---           |
| 941 Struck by flying of falling object (except assaults)                             | 124           | 38                               | 74     | 112                   | ---          | 2                | 9             |
| 942 Electrical flash, shock, or burn   | 8             | 3                                | 3      | 6                     | ---          | ---              | 1             |
| 943 Fire or explosion of fusees or torpedoes   | 6             | 6                                | ---    | 6                     | ---          | ---              | ---           |
| 944 Other fire or explosion  | 3             | 1                                | 2      | 3                     | ---          | ---              | ---           |
| 945 Burned by hot or corrosive substances  | 26            | 12                               | 11     | 23                    | ---          | 1                | 2             |
| 946 Inhalation of or contact with fumes or gases                                     | 45            | 15                               | 29     | 44                    | ---          | ---              | 1             |
| 947 Electrical injury due to contact with catenary, pantograph or 3rd rail           | 10            | ---                              | ---    | ---                   | ---          | ---              | 10            |
| 949 Other acc/inc resulting from flying/falling objs, burns, etc.                    | 26            | 7                                | 13     | 20                    | 1            | 1                | 4             |
| SUBTOTAL.....  | 557           | 289                              | 228    | 517                   | 3            | 4                | 21            |
| OPERATION OF ON-TRACK WORK EQUIPMENT   |               |                                  |        |                       |              |                  |               |
| 954 Getting on/off on-track work equipment - equipment standing                      | 48            | ---                              | 43     | 43                    | 1            | 4                | ---           |
| 959 Other A/I involving on-track work equipment - equipment standing                 | 53            | 1                                | 51     | 52                    | 1            | ---              | ---           |
| SUBTOTAL.....  | 101           | 1                                | 94     | 95                    | 2            | 4                | ---           |
| ASSAULT  |               |                                  |        |                       |              |                  |               |
| 96A Shot while on standing on-track equipment  | 1             | ---                              | ---    | ---                   | 1            | ---              | ---           |
| 96B Shooting incidents not involving persons on on-track equipment                   | 2             | 1                                | ---    | 1                     | ---          | ---              | 1             |
| 96C Struck by other propelled object while on locomotive - equip standing            | 5             | 5                                | ---    | 5                     | ---          | ---              | ---           |
| 96D Struck by other propelled object while on car - equip standing                   | 3             | 2                                | ---    | 2                     | ---          | 1                | ---           |
| 96E Struck by other propelled object while on caboose - equip standing               | 1             | 1                                | ---    | 1                     | ---          | ---              | ---           |
| 96F Struck by other propelled object, not on on-track equipment                      | 15            | 4                                | 8      | 12                    | ---          | ---              | 3             |
| 96G All other unprovoked assaults  | 66            | 16                               | 41     | 57                    | 6            | 3                | ---           |
| 96L Other assaults connected with the protection of RR property - eqp standing       | 37            | 2                                | 35     | 37                    | ---          | ---              | ---           |
| 96M All other assaults not involving moving on-track equipment                       | 55            | 11                               | 43     | 54                    | 1            | ---              | ---           |
| 96N Injuries sustained by ther perpetrator of an assault                             | 14            | 6                                | 7      | 13                    | ---          | 1                | ---           |
| SUBTOTAL.....  | 199           | 48                               | 134    | 182                   | 8            | 5                | 4             |
| OTHER OCCURRENCES  |               |                                  |        |                       |              |                  |               |
| 970 Performing rerailling or other clearing operations                               | 67            | 12                               | 55     | 67                    | ---          | ---              | ---           |
| 978 Motor vehicle acc/inc (other than rail-highway grade crossing)                   | 598           | 103                              | 439    | 542                   | 28           | 1                | 10            |
| 979 Servicing and maintenance of highway vehicles                                    | 19            | ---                              | 18     | 18                    | ---          | ---              | 1             |
| 980 Horseplay  | 27            | 3                                | 21     | 24                    | 1            | 1                | ---           |
| 981 Animal bites, including snake bites  | 17            | 4                                | 13     | 17                    | ---          | ---              | ---           |
| 982 Insect bites   | 276           | 97                               | 167    | 264                   | 11           | ---              | 1             |
| 983 Incidents occurring in office setting involving clerical, staff, etc., personnel | 503           | 7                                | 472    | 479                   | 24           | ---              | ---           |
| 984 Contact with poisonous plants  | 48            | 1                                | 47     | 48                    | ---          | ---              | ---           |
| 985 Stepping on nails or other sharp objects   | 57            | 25                               | 29     | 54                    | 2            | ---              | ---           |
| 987 Caboose fire, equipment standing   | 1             | 1                                | ---    | 1                     | ---          | ---              | ---           |
| 988 Other accidents/incidents while in caboose, equipment standing                   | 28            | 24                               | 4      | 28                    | ---          | ---              | ---           |
| 989 Other accidents/incidents  | 674           | 211                              | 324    | 535                   | 43           | 19               | 66            |
| SUBTOTAL.....  | 2,315         | 488                              | 1,589  | 2,077                 | 109          | 21               | 78            |
| GRAND TOTAL.....   | 25,900        | 6,157                            | 18,592 | 24,749                | 401          | 274              | 397           |

NOTE: Contractor employees are included with nontrespassers

**TABLE 71. ILLNESSES IN NON-TRAIN INCIDENTS BY SPECIFIC OCCURRENCE AND TYPE OF PERSON**

| Occurrence   | Total Illness | ...Employees On Duty...<br>Trainmen | Other | Emp Not On Duty<br>Total | Emp Not On Duty | Passen-<br>gers | Nontres-<br>passers | Tres-<br>passers |
|--|---------------|-------------------------------------|-------|--------------------------|-----------------|-----------------|---------------------|------------------|
| <b>OPERATING OR ON LOCOMOTIVES</b>   |               |                                     |       |                          |                 |                 |                     |                  |
| 109 Inhalation of or contact with fumes or gases - equipment standing      | 20            | 17                                  | 3     | 20                       | ---             | ---             | ---                 | ---              |
| 119 Other accidents/incidents while operating locomotives - eqp standing   | 2             | 2                                   | ---   | 2                        | ---             | ---             | ---                 | ---              |
| SUBTOTAL.....  | 22            | 19                                  | 3     | 22                       | ---             | ---             | ---                 | ---              |
| <b>OPERATING SWITCHES OR DERAILS</b>                                       |               |                                     |       |                          |                 |                 |                     |                  |
| 303 Parts of body struck or caught by mechanism of switch                  | 1             | 1                                   | ---   | 1                        | ---             | ---             | ---                 | ---              |
| SUBTOTAL.....  | 1             | 1                                   | ---   | 1                        | ---             | ---             | ---                 | ---              |
| <b>GETTING ON OR OFF CARS OR LOCOMOTIVES</b>                               |               |                                     |       |                          |                 |                 |                     |                  |
| 502 Slip/fell due to losing/missing footing on step, stirrup, etc.-eqp std | 1             | ---                                 | 1     | 1                        | ---             | ---             | ---                 | ---              |
| 503 Stepping or tripping on parts of track in place - equipment standing   | 1             | 1                                   | ---   | 1                        | ---             | ---             | ---                 | ---              |
| 519 Other acc/inc while getting on or off cars or locos - equipment std    | 1             | 1                                   | ---   | 1                        | ---             | ---             | ---                 | ---              |
| SUBTOTAL.....  | 3             | 2                                   | 1     | 3                        | ---             | ---             | ---                 | ---              |
| <b>SERVICING OR MAINTENANCE OF EQUIPMENT</b>                               |               |                                     |       |                          |                 |                 |                     |                  |
| 806 Use of welding equipment   | 4             | ---                                 | 4     | 4                        | ---             | ---             | ---                 | ---              |
| 807 Use of oxygen-acetylene, natural gas cutting equipment                 | 2             | ---                                 | 2     | 2                        | ---             | ---             | ---                 | ---              |
| 808 Use of grinding equipment  | 1             | ---                                 | 1     | 1                        | ---             | ---             | ---                 | ---              |
| 809 Use of scaffolds, ladders, etc.  | 1             | ---                                 | 1     | 1                        | ---             | ---             | ---                 | ---              |
| 811 Use of lift trucks and other portable material handling eqp            | 1             | ---                                 | 1     | 1                        | ---             | ---             | ---                 | ---              |
| 814 Handling material by hand  | 4             | ---                                 | 4     | 4                        | ---             | ---             | ---                 | ---              |
| 816 Inhalation of or contact with fumes or gases                           | 25            | 1                                   | 24    | 25                       | ---             | ---             | ---                 | ---              |
| 820 Electrical flash, shock, or burn                                       | 3             | ---                                 | 3     | 3                        | ---             | ---             | ---                 | ---              |
| 822 Other fire or explosion  | 2             | 1                                   | 1     | 2                        | ---             | ---             | ---                 | ---              |
| 823 Burned or irritated by hot, corrosive, or toxic substances             | 8             | ---                                 | 8     | 8                        | ---             | ---             | ---                 | ---              |
| 825 Other acc/inc while servicing or maintaining eqp-eqp std               | 17            | ---                                 | 17    | 17                       | ---             | ---             | ---                 | ---              |
| SUBTOTAL.....  | 68            | 2                                   | 66    | 68                       | ---             | ---             | ---                 | ---              |

TABLE 71. (CONTINUED)

| Occurrence   | Total<br>Illness | ...Employees On Duty... |       | Emp Not<br>On Duty | Passen-<br>gers | Nontres-<br>passers | Tres-<br>passers |
|--|------------------|-------------------------|-------|--------------------|-----------------|---------------------|------------------|
|  |                  | Trainmen                | Other |                    |                 |                     |                  |
| MAINTENANCE OF WAY AND STRUCTURES  |                  |                         |       |                    |                 |                     |                  |
| 854 Use of hand tools  | 3                | ---                     | 3     | 3                  | ---             | ---                 | ---              |
| 856 Use of welding equipment   | 6                | ---                     | 6     | 6                  | ---             | ---                 | ---              |
| 864 Handling material by hand  | 4                | ---                     | 4     | 4                  | ---             | ---                 | ---              |
| 866 Inhalation of or contact with fumes or gases                                     | 8                | ---                     | 7     | 7                  | ---             | 1                   | ---              |
| 870 Electrical flash, shock, or burn   | 1                | ---                     | 1     | 1                  | ---             | ---                 | ---              |
| 873 Burned or irritated by hot, corrosive or toxic substances                        | 6                | ---                     | 6     | 6                  | ---             | ---                 | ---              |
| 875 Use of maintenance of way equipment not elsewhere classified                     | 2                | ---                     | 2     | 2                  | ---             | ---                 | ---              |
| 876 Inserting or removing ties, switch timbers and tie plates by use of hand tools   | 5                | ---                     | 5     | 5                  | ---             | ---                 | ---              |
| 877 Insert/remove ties, switch timbers and tie plates using portable power tools     | 1                | ---                     | 1     | 1                  | ---             | ---                 | ---              |
| 878 Loading/unloading ties, switch timbers, tie plates and fastenings                | 1                | ---                     | 1     | 1                  | ---             | ---                 | ---              |
| 890 Handling/inserting/removing rail anchors (includes being struck by anchors)      | 4                | ---                     | 4     | 4                  | ---             | ---                 | ---              |
| 891 Handling/inserting/removing track spikes (includes being struck by flying spike) | 1                | ---                     | 1     | 1                  | ---             | ---                 | ---              |
| 892 Working on or about sgnl or comm. poles, sgnl masts,sgnl cantilevers or catenary | 4                | ---                     | 4     | 4                  | ---             | ---                 | ---              |
| 893 Servicing or repairing MOW equipment at work site                                | 6                | ---                     | 6     | 6                  | ---             | ---                 | ---              |
| 899 Other accs/incs while maintaining way and structures - eqp standing              | 35               | ---                     | 35    | 35                 | ---             | ---                 | ---              |
| SUBTOTAL.....  | 87               | ---                     | 86    | 86                 | ---             | 1                   | ---              |

TABLE 71. (CONTINUED)

| Occurrence   | Total Illness | ...Employees On Duty...<br>Trainmen Other | Emp Not On Duty | Passen- gers | Nontres- passers | Tres- passers |
|--|---------------|---|-----------------|--------------|------------------|---------------|
| WINDOWS, DOORS, ETC., ON ON-TRACK EQUIPMENT  |               |   |                 |              |                  |               |
| 910 Closing or opening plug type car doors, defective equipment-eqp std              | 1             | ---                                       | 1               | 1            | ---              | ---           |
| SUBTOTAL.....  | 1             | ---                                       | 1               | 1            | ---              | ---           |
| STUMBLING, SLIPPING, FALLING, CAUGHT, NOT ELSEWHERE CLASSIFIED                       |               |   |                 |              |                  |               |
| 933 Stumbling/slipping, etc. on stairways, ramps or platforms                        | 1             | ---                                       | 1               | 1            | ---              | ---           |
| 939 Other, stumbling, slipping, falling, caught, etc.                                | 1             | 1   | ---             | 1            | ---              | ---           |
| SUBTOTAL.....  | 2             | 1   | 1               | 2            | ---              | ---           |
| FLYING OR FALLING OBJECTS, BURNS AND SIMILAR OCCURRENCES, N.O.C.                     |               |   |                 |              |                  |               |
| 940 Foreign object in eye  | 1             | ---                                       | 1               | 1            | ---              | ---           |
| 941 Struck by flying of falling object (except assaults)                             | 1             | ---                                       | 1               | 1            | ---              | ---           |
| 942 Electrical flash, shock, or burn   | 2             | 1   | 1               | 2            | ---              | ---           |
| 943 Fire or explosion of fusees or torpedoes   | 1             | 1   | ---             | 1            | ---              | ---           |
| 946 Inhalation of or contact with fumes or gases                                     | 65            | 42  | 21              | 63           | 2                | ---           |
| 947 Electrical injury due to contact with catenary, pantograph or 3rd rail           | 1             | 1   | ---             | 1            | ---              | ---           |
| 949 Other acc/inc resulting from flying/falling objs, burns, etc.                    | 1             | 1   | ---             | 1            | ---              | ---           |
| SUBTOTAL.....  | 72            | 46  | 24              | 70           | 2                | ---           |
| OTHER OCCURRENCES  |               |   |                 |              |                  |               |
| 970 Performing rerailling or other clearing operations                               | 1             | ---                                       | 1               | 1            | ---              | ---           |
| 978 Motor vehicle acc/inc (other than rail-highway grade crossing)                   | 3             | 1   | 2               | 3            | ---              | ---           |
| 979 Servicing and maintenance of highway vehicles                                    | 1             | ---                                       | 1               | 1            | ---              | ---           |
| 980 Horseplay  | 1             | ---                                       | 1               | 1            | ---              | ---           |
| 982 Insect bites   | 2             | ---                                       | 2               | 2            | ---              | ---           |
| 983 Incidents occurring in office setting involving clerical, staff, etc., personnel | 4             | ---                                       | 4               | 4            | ---              | ---           |
| 984 Contact with poisonous plants  | 83            | 3   | 80              | 83           | ---              | ---           |
| 989 Other accidents/incidents  | 22            | 7   | 13              | 20           | 2                | ---           |
| SUBTOTAL.....  | 117           | 11  | 104             | 115          | 2                | ---           |
| GRAND TOTAL.....   | 373           | 82  | 286             | 368          | 4                | 1             |

NOTE: Contractor employees are included with nontrespassers

**APPENDIX A**  
**REPORTABILITY REQUIREMENTS AND DEFINITIONS**



Next page is blank in original document



## REPORTABILITY REQUIREMENTS

The rules governing the monthly reporting of railroad accidents/incidents in effect at the end of 1985 define a reportable accident/incident as an event arising from the operation of a railroad which, with minor exceptions, results in one or more of the following circumstances:

(a) Any impact between railroad on-track equipment and an automobile, bus, truck, motorcycle, bicycle, farm vehicle, pedestrian, or other highway user at a rail-highway crossing;

(b) Any collision, derailment, fire, explosion, act of God, or other event involving the operation of railroad on-track equipment, standing or moving, which results in more than \$4,900 in damages to railroad on-track equipment, signals, track, track structures, and roadbed; and

(c) Any event arising from the operation of a railroad which results in:

- (i) the death of one or more persons;
- (ii) an injury to one or more persons; other than railroad employees, which requires medical treatment
- (iii) an injury to one or more employees which requires medical treatment or results in: restriction of work or motion for one or more days, or one or more lost work days; transfer to another job; termination of employment; or loss of consciousness; or
- (iv) any occupational illness of a railroad employee as diagnosed by a physician.

## CLASSIFICATION OF ACCIDENTS/INCIDENTS

**Train Accident.** A collision, derailment, or other event involving the operation of railroad on-track equipment resulting in damages that exceed the reporting threshold.

**Train Incident.** Any event involving the movement of railroad on-track equipment that results in a death, a reportable injury, or a reportable illness, but in which railroad property damage does not exceed the reporting threshold.

**Non-train Incident.** An event arising from railroad operations but not from the movement of on-track equipment, which does not exceed the reporting threshold, and results in a death, a reportable injury, or a reportable occupational illness.

## DEFINITIONS

**Accident.** See "train accident," above.

**Car.** A railway car designed to carry freight, railroad personnel, or passengers. This includes boxcars, covered hopper cars, flatcars, refrigerator cars, gondola cars, hopper cars, tank cars, cabooses, stock cars, ventilation cars, and special cars. It also includes on-track maintenance equipment.

**Casualty.** A fatality, a nonfatal injury, or an occupational illness resulting from railroad operations.

**Class I railroad.** A railroad with an annual gross operating revenue in excess of \$50 million based on 1978 dollars.

**Class II railroad.** A railroad with an annual gross operating revenue of between \$10 and \$50 million based on 1978 dollars.

**Class III Railroad.** All switching and terminal companies, and all railroads with annual operating revenues of less than \$10 million based on 1978 dollars.

**Consist.** On-track railroad equipment such as a train, locomotive, group of railcars, or a single railcar not coupled to another car or to a locomotive.

**Contractor employee.** A person employed by a contractor hired by a railroad to perform normal maintenance work to railroad rolling stock, track structure, bridges, buildings, etc.

**Derailment.** A derailment occurs when one or more than one unit of rolling stock equipment leaves the rails during train operations for a cause other than collision, explosion, or fire.

**Employee.** A person engaged in railroad operations who works for a railroad company in return for financial compensation.

**Employee not on duty.** A railroad employee who is on railroad property for a purpose connected with his or her employment or with other railroad permission, but who is not engaged in rail operations for financial or other compensation.

**Fatality.** The death of a person resulting from an injury incurred during railroad operations or resulting from an occupational illness, if death occurs within 365 days of initial diagnosis.

**Hazardous materials.** Any toxic substance, explosive, corrosive material, combustible material, poison, or radioactive material that poses a risk to the public's health, safety, or property when transported in commerce.

**Human factor.** Behavior affecting elements of railroad employee job performance.

Locomotive. A self-propelled unit of on-track equipment designed for moving other rail freight and passenger equipment on railroad tracks, including self-propelled units.

Locomotive-mile. The movement of a locomotive under its own power the distance of one mile.

Main track. Any track other than auxiliary track that extends through railroad yards or between stations and over which trains operate by time-table and/or train orders or the use of the track is governed by a signal system.

Man-hour. An industrial unit of production reflecting paid labor hours.

Nonfatal casualty. Injuries and occupational illnesses incurred during railroad operations and maintenance procedures.

Nontrespassers. A person who is lawfully on any part of railroad property which is used in railroad operations or a person who is adjacent to railroad premises when injured as the result of railroad operations.

Occupational illness. Any abnormal condition or disorder caused by environmental factors associated with a worker's employment, but not the result of an injury.

On-track equipment. Railroad rolling stock used to transport freight or passengers. Includes locomotives, railroad cars, maintenance equipment, and one or more locomotives coupled to one or more cars.

Operating practice. Railroad employment performance and adherence to the established operating rules of a railroad company.

Passenger. A person who is on, boarding, or alighting from a railroad car for the purpose of travel, without participating in its operation.

Public crossing. A location open to public travel where railroad tracks intersect a roadway that is under the jurisdiction and maintenance of a public authority.

Rail-highway crossing. A location where one or more railroad tracks intersect a public or private thoroughfare, a sidewalk, or a pathway.

Railroad. Any surface transportation system that carries passengers, goods, materials, or property over rails.

Reporting threshold. The level of railroad property damage, resulting from a train accident involving on-track equipment, over which a railroad company must report the accident to the Federal Railroad Administration. Reportable damages include the cost of labor and the cost of repairing (or replacing in kind) damaged on-track equipment, track, track structures, or roadbed.

Revenue ton-mile. Revenue freight traffic measured in ton-miles.

Tank car. A railroad car consisting of a large cylindrical container attached to the railcar truck and used to transport liquids in bulk.

Ton-mile. A unit of measure equal to the movement of one ton of railroad lading for a distance of one mile.

Train. Locomotive unit or units, with or without cars, involved in railroad operations.

Trainmen. Persons employed as engineers and motormen, firemen and helpers, conductors, brakemen, and flagmen engaged in passenger, freight, yard or work service, and train baggagemen. Prior to 1984 this category did not include hostlers. The Interstate Commerce Commission revised the occupational groupings in 1984 and now includes hostlers in the train and engine category.

Train-mile. A unit of comparative measure equal to the movement of one train for a distance of one mile.

Trespasser. Any person whose presence on railroad property, used in railroad operation, is prohibited or unlawful.

**APPENDIX B  
REPORTING FORMS**

Next page is blank in original document



2

3

4

5

DEPARTMENT OF TRANSPORTATION  
FEDERAL RAILROAD ADMINISTRATION  
**RAILROAD INJURY AND ILLNESS SUMMARY**

*Form Approved*  
*OMB No. 04-R4009*

|                                      |                           |                                   |                                       |                  |
|--------------------------------------|---------------------------|-----------------------------------|---------------------------------------|------------------|
| <b>1. NAME OF REPORTING RAILROAD</b> | <b>2. ALPHABETIC CODE</b> | <b>3. REPORT MONTH &amp; YEAR</b> | <b>4. STATE ALPHABETIC CODE</b>       | <b>5. COUNTY</b> |
| <b>NAME OF REPORTING OFFICER</b>     |                           |                                   | <b>OFFICIAL TITLE</b>                 |                  |
| <b>ADDRESS</b>                       |                           |                                   | <b>TELEPHONE (Area Code) (Number)</b> |                  |

6. I, \_\_\_\_\_, being first duly sworn, do say upon my oath that I am \_\_\_\_\_, of the railroad aforesaid and as such officer of the said railroad it is my duty to have supervision over the record of reportable incidents arising from the operation of the said railroad, and that I have caused to be compiled from the said record and to be carefully examined the annexed report of such incidents occurring during the month named at the head of this sheet; and that the said report is true and complete to the best of my knowledge and belief.

Subscribed and sworn to before me, a notary public in and for the State and County aforesaid, this \_\_\_\_\_ day of \_\_\_\_\_, 19 \_\_\_\_\_.

(Use an im-  
[L.S]  
pression seal) \_\_\_\_\_  
(Notary Public) (Signature of affiant)

**7. MILES RUN DURING MONTH**

|                                  |                             |                                |                 |
|----------------------------------|-----------------------------|--------------------------------|-----------------|
| <b>A. LOCOMOTIVE TRAIN MILES</b> | <b>B. MOTOR TRAIN MILES</b> | <b>C. YARD SWITCHING MILES</b> | <b>D. TOTAL</b> |
|----------------------------------|-----------------------------|--------------------------------|-----------------|

**8.**

|                                    |                                    |  |
|------------------------------------|------------------------------------|--|
| <b>A. EMPLOYEE MANHOURS WORKED</b> | <b>B. PASSENGER MILES OPERATED</b> | <b>C. NUMBER OF PASSENGERS TRANSPORTED</b> |
|------------------------------------|------------------------------------|--|

|                              |                                 |                                |                                |
|------------------------------|---------------------------------|--------------------------------|--------------------------------|
| <b>TOTAL TRAIN ACCIDENTS</b> | <b>TOTAL FRA FORMS 6180-88A</b> | <b>TOTAL FRA FORMS 6180-84</b> | <b>TOTAL FRA FORMS 6180-87</b> |
|------------------------------|---------------------------------|--------------------------------|--------------------------------|

| SECTION A—RECAPITULATION OF ALL CASUALTIES INCLUDING HIGHWAY GRADE CROSSING ACCIDENT/INCIDENT CASUALTIES |     |                 |     |                    |     |       |     | CLASS OF PERSON FOR SECTIONS A AND B | SECTION B—RECAPITULATION OF ALL HIGHWAY GRADE CROSSING ACCIDENT/INCIDENT CASUALTIES |     |                 |     |                    |     |       |     |
|--|-----|-----------------|-----|--------------------|-----|-------|-----|--------------------------------------|---|-----|-----------------|-----|--------------------|-----|-------|-----|
| TRAIN ACCIDENTS  |     | TRAIN INCIDENTS |     | NONTRAIN INCIDENTS |     | TOTAL |     |                                      | TRAIN ACCIDENTS   |     | TRAIN INCIDENTS |     | NONTRAIN INCIDENTS |     | TOTAL |     |
| Kld  | Inj | Kld             | Inj | Kld                | Inj | Kld   | Inj |                                      | Kld   | Inj | Kld             | Inj | Kld                | Inj | Kld   | Inj |
|  |     |                 |     |                    |     |       |     | 1. Employees on duty                 |   |     |                 |     |                    |     |       |     |
|  |     |                 |     |                    |     |       |     | 2. Employees not on duty             |   |     |                 |     |                    |     |       |     |
|  |     |                 |     |                    |     |       |     | 3. Passengers on trains              |   |     |                 |     |                    |     |       |     |
|  |     |                 |     |                    |     |       |     | 4. Other nontrespassers              |   |     |                 |     |                    |     |       |     |
|  |     |                 |     |                    |     |       |     | 5. Trespassers (all classes)         |   |     |                 |     |                    |     |       |     |
|  |     |                 |     |                    |     |       |     | 6. Contractor Employees              |   |     |                 |     |                    |     |       |     |
|  |     |                 |     |                    |     |       |     | 7. GRAND TOTAL                       |   |     |                 |     |                    |     |       |     |

**SECTION C—MEMORANDUM—SUBSEQUENT FATALITIES DEVELOPED FROM REPORTED CASUALTIES**

| LINE NO. | ACCIDENT/INCIDENT NUMBER | TYPE PERSON OR JOB CODE | DATE OF INJURY | DATE OF DEATH | STATE |
|----------|--------------------------|-------------------------|----------------|---------------|-------|
| 1.       |                          |                         |                |               |       |
| 2.       |                          |                         |                |               |       |
| 3.       |                          |                         |                |               |       |
| 4.       |                          |                         |                |               |       |

FORM FRA F 6180-55 (8-76) REPLACES FORM FRA F 6180-55 (12-74) WHICH IS OBSOLETE.

*This report is required by law (45 USC 40). Failure to report can result in the imposition of civil penalties.*



**RAIL EQUIPMENT ACCIDENT/INCIDENT REPORT**

|   |   |  |   |   |
|---|---|--|---|---|
| 1. NAME OF REPORTING RAILROAD   |   | Amtrak<br>Autobrain  | 1a. Alphabetic Code   | 1b. Railroad Accident/Incident No.  |
| 2. NAME OF OTHER RAILROAD INVOLVED IN TRAIN ACCIDENT/INCIDENT   |   |  | 2a. Alphabetic Code   | 2b. Railroad Accident/Incident No.  |
| 3. NAME OF RAILROAD RESPONSIBLE FOR TRACK MAINTENANCE (single entry)  |   |  | 3a. Alphabetic Code   | 3b. Railroad Accident/Incident No.  |
| 4. U. S. DOT-AAR GRADE CROSSING IDENTIFICATION NUMBER   |   | 5. DATE OF ACCIDENT/INCIDENT<br>month      day      year                     |   | 6. TIME OF ACCIDENT/INCIDENT<br>am <input type="checkbox"/> pm <input type="checkbox"/> |
| 7. TYPE OF ACCIDENT/INCIDENT (enter number in code box - single entry) <span style="float:right">CODE</span>  |   |  |   |   |
| 1. Derailment      3. Rear end collision      5. Raking collision      7. Rail-Hwy crossing      9. Obstruction      11. Fire or violent rupture      12. Other (specify)<br>2. Head on collision      4. Side collision      6. Broken train collision      8. RR grade crossing      10. Explosion-Detonation |   |  |   |   |
| <b>HAZARDOUS MATERIALS (number of)</b>  |   |  |   |   |
| 8. CARS CARRYING  | 9. CARS DAMAGED OR DERAILED   | 10. CARS WHICH RELEASED HAZ. MAT.  | 11. PEOPLE EVACUATED (est.)   |   |
| <b>LOCATION</b>   |   |  |   |   |
| 12. DIVISION  | 13. NEAREST STATION   | 14. MILEPOST (to nearest tenth)  | 15. STATE (two letter code)   | CODE  |
| <b>ENVIRONMENTAL CONDITIONS</b>   |   |  |   |   |
| 16. TEMPERATURE (specify if minus)<br>°F  | 17. VISIBILITY (single entry)<br>1. Dawn      3. Dusk<br>2. Day      4. Dark  | CODE   | 18. WEATHER (single entry)<br>1. Clear      2. Cloudy      3. Rain      4. Fog      5. Sleet      6. Snow | CODE  |
| <b>OPERATIONAL DATA</b>   |   |  |   |   |
| 19. METHOD (place X in appropriate box(es))   |   |  |   |   |
| 1. <input type="checkbox"/> Manual block  | 4. <input type="checkbox"/> Automatic block   | 7. <input type="checkbox"/> Yard rules                                       | 10. <input type="checkbox"/> Auto. train control  | 13. <input type="checkbox"/> Other (specify)  |
| 2. <input type="checkbox"/> Interlocking  | 5. <input type="checkbox"/> Traffic control   | 8. <input type="checkbox"/> Time table                                       | 11. <input type="checkbox"/> Verbal permission  |   |
| 3. <input type="checkbox"/> Cab signal  | 6. <input type="checkbox"/> Auto. train stop  | 9. <input type="checkbox"/> Radio  | 12. <input type="checkbox"/> Train orders   |   |
| 20. SPEED (recorded speed, if available)<br>MPH      Est.      Recorded   | 21. TRAIN NUMBER  | 22. TIME TABLE DIRECTION<br>1. North      2. South      3. East      4. West |   | CODE  |
| <b>EQUIPMENT</b>  |   |  |   |   |
| 23. TRAILING TONS (gross tonnage - excluding power units)   | 24. TYPE OF EQUIPMENT CONSIST (single entry)<br>1. Freight train      3. Mixed train      5. Single car      7. Yard/switching<br>2. Passenger train      4. Work train      6. Cut of cars      8. Light loco(s) |  | CODE  | 25. WAS THE EQUIPMENT IDENTIFIED IN ITEM 24 UNATTENDED?<br>1. Yes      2. No            |
| 26. TRACK NUMBER OR NAME  | 27. FRA TRACK CLASSIFICATION  | 28. ANNUAL TRACK DENSITY (gross tons in millions)                            | 29. TYPE OF TRACK<br>1. Main      3. Siding<br>2. Yard      4. Industry                                   |   |
| 30. PRINCIPLE CAR/UNIT  | 30a. Initial and Number   | 30b. Position in Train   | 30c. Loaded (yes or no)   |   |
| (1) First Involved (derailed, struck, striking, etc.)   |   |  |   |   |
| (2) Causing (mechanical failures)   |   |  |   |   |
| 31. LOCOMOTIVE UNITS (no. of)   | a. Head End   | Mid Train<br>b. Manual      c. Remote  | Rear End<br>d. Manual      e. Remote  | 32. CARS (no. of)   |
| (1) Total in Train  |   |  |   | (1) Total in Equipment Consist  |
| (2) Total Derailed  |   |  |   | (2) Total Derailed  |
| <b>PROPERTY DAMAGE (estimated cost, including labor, to repair or replace)</b>  |   |  |   |   |
| 33. EQUIPMENT DAMAGE<br>(to be reported for this equipment consist only)  |   | \$   | 34. TRACK, SIGNAL, WAY AND STRUCTURES DAMAGE<br>(to be reported by railroad in item 3 only)               |   |
| <b>ACCIDENT/INCIDENT CAUSE CODE</b>   |   |  |   |   |
| 35. PRIMARY CAUSE   | CODE  | 36. CONTRIBUTING CAUSE   | CODE  | 37. If no code available, explain cause.  |
| <b>CASUALTIES</b>   |   |  |   |   |
| 38. NUMBER OF PERSONS INJURED   |   | 39. ESTIMATED TOTAL DAYS DISABILITY  |   | 40. NUMBER OF FATALITIES  |
| <b>CREW (no. of)</b>  |   |  |   |   |
| 41. ENGINEERS   | 42. FIREMEN   | 43. CONDUCTORS   | 44. BRAKEMEN  | 45. ENGINEER<br>Hrs:      Mins:   |
|   |   |  |   | 46. CONDUCTOR<br>Hrs:      Mins:  |
| 47. TYPED NAME AND TITLE  |   |  | 48. SIGNATURE   | 49. DATE  |
| 50. NARRATIVE DESCRIPTION - Describe the cause, nature and circumstances of accident/incident   |   |  |   |   |

RAIL-HIGHWAY GRADE CROSSING  
ACCIDENT/INCIDENT REPORT

|   |  |  |   |  |
|---|--|--|---|--|
| 1. NAME OF REPORTING RAILROAD   |  | Amtrak<br>Autotrain  | 1a. Alphabetic Code   | 1b. Railroad Accident/Incident No.   |
| 2. NAME OF OTHER RAILROAD INVOLVED IN TRAIN ACCIDENT/INCIDENT   |  |  | 2a. Alphabetic Code   | 2b. Railroad Accident/Incident No.   |
| 3. NAME OF RAILROAD RESPONSIBLE FOR TRACK MAINTENANCE (single entry)  |  |  | 3a. Alphabetic Code   | 3b. Railroad Accident/Incident No.   |
| 4. U. S. DOT-AAR GRADE CROSSING IDENTIFICATION NUMBER   |  | 5. DATE OF ACCIDENT/INCIDENT<br>month      day      year                                       |   | 6. TIME OF ACCIDENT/INCIDENT<br>am <input type="checkbox"/> pm <input type="checkbox"/>  |
| <b>LOCATION</b>   |  |  |   |  |
| 7. NEAREST RAILROAD STATION   |  | 8. COUNTY  | 9. STATE (two letter code)      CODE  |  |
| 10. CITY (if in a city)   |  | 11. HIGHWAY NAME OR NUMBER (if private crossing, so state)                                     |   |  |
| <b>ACCIDENT/INCIDENT SITUATION</b>  |  |  |   |  |
| 12. TYPE<br>1. Auto      3. Truck-Trailer      6. Motorcycle<br>2. Truck      4. Bus      7. Pedestrian<br>5. School Bus      8. Other (specify)  |  |  | CODE  | 16. EQUIPMENT<br>1. Train (units pulling)      3. Train (standing)      6. Light loco(s) (moving)<br>2. Train (units pushing)      4. Car(s) (moving)      7. Light loco(s) (standing)<br>5. Car(s) (standing)      8. Other (specify) |
| 13. SPEED (estimated mph at impact)   | 14. DIRECTION (geographical)<br>1. North      3. East<br>2. South      4. West |  | CODE  | 17. POSITION OF CAR/UNIT IN TRAIN      CODE  |
| 15. POSITION<br>1. Stalled on crossing      2. Stopped on crossing      3. Moving over crossing   |  | CODE   | 18. CIRCUMSTANCE<br>1. Train struck highway user      2. Train struck by highway user      CODE                                     |  |
| 19. Was the highway user and/or rail equipment involved in the impact transporting hazardous materials?      1. Highway user      2. Rail equipment      3. Both      4. Neither      CODE  |  |  |   |  |
| <b>ENVIRONMENT</b>  |  |  |   |  |
| 20. TEMPERATURE (specify, if minus)<br>°F   |  | 21. VISIBILITY (single entry)<br>1. Dawn      3. Dusk<br>2. Day      4. Dark                   |   | CODE   |
| 22. WEATHER (single entry)<br>1. Clear      3. Rain      5. Sleet<br>2. Cloudy      4. Fog      6. Snow      CODE   |  |  |   |  |
| <b>TRAIN AND TRACK</b>  |  |  |   |  |
| 23. TYPE OF TRAIN<br>1. Freight      3. Mixed      5. Yard/Switching<br>2. Passenger      4. Work      6. Light Locomotive(s)   |  |  | CODE  | 24. TRACK TYPE USED BY TRAIN INVOLVED<br>1. Main      3. Siding<br>2. Yard      4. Industry      CODE  |
| 25. TRACK NUMBER OR NAME  |  | 26. FRA TRACK CLASSIFICATION   |   | 27. NUMBER OF LOCOMOTIVE UNITS   |
| 28. NUMBER OF CARS  |  | 29. TRAIN SPEED (recorded speed, if available)<br>MPH      Est      Recorded                   |   | 30. TIME TABLE DIRECTION<br>1. North      3. East<br>2. South      4. West      CODE   |
| <b>CROSSING WARNING</b>   |  |  |   |  |
| 31. TYPE<br>(place X in appropriate box(es))<br>1. <input type="checkbox"/> Gates      5. <input type="checkbox"/> Hwy. Traffic Signals      9. <input type="checkbox"/> Watchman<br>2. <input type="checkbox"/> Cantilever FLS      6. <input type="checkbox"/> Audible      10. <input type="checkbox"/> Flagged by crew<br>3. <input type="checkbox"/> Standard FLS      7. <input type="checkbox"/> Crossbucks      11. <input type="checkbox"/> Other (specify)<br>4. <input type="checkbox"/> Wig Wags      8. <input type="checkbox"/> Stop Signs      12. <input type="checkbox"/> None |  |  | 32. SIGNALLED CROSSING WARNING<br>Was the signaled crossing warning identified in item 31 operating?<br>1. Yes      2. No      CODE |  |
| 33. LOCATION OF WARNING<br>1. Both sides      2. Side of vehicle approach<br>3. Opposite side of vehicle approach   |  | CODE   | 34. CROSSING WARNING INTERCONNECTED WITH HIGHWAY SIGNALS<br>1. Yes      2. No      3. Unknown      CODE                             |  |
| <b>MOTORIST ACTION</b>  |  |  |   |  |
| 36. MOTORIST PASSED STANDING HIGHWAY VEHICLE<br>1. Yes      2. No      3. Unknown   |  |  | CODE  | 37. MOTORIST DROVE BEHIND OR IN FRONT OF TRAIN AND STRUCK OR WAS STRUCK BY SECOND TRAIN<br>1. Yes      2. No      3. Unknown      CODE   |
| 38. MOTORIST<br>1. Drove around or thru the gate      2. Stopped and then proceeded      3. Did not stop      4. Other (specify)      5. Unknown      CODE  |  |  |   |  |
| 39. VIEW OF TRACK OBSCURED BY (primary obstruction)<br>1. Permanent structure      2. Standing railroad equipment      3. Passing train      4. Topography      5. Vegetation      6. Highway vehicles      7. Other (specify)<br>8. Not obstructed      CODE   |  |  |   |  |
| <b>HIGHWAY VEHICLE PROPERTY DAMAGE/CASUALTIES</b>   |  |  |   |  |
| 40. HIGHWAY VEHICLE PROPERTY DAMAGE (est. dollar damage)  |  | 41. DRIVER WAS<br>1. Killed      2. Injured      3. Uninjured                                  |   | CODE   |
| 43. TOTAL NUMBER OF OCCUPANTS KILLED  |  | 44. TOTAL NUMBER OF OCCUPANTS INJURED  |   | 42. WAS DRIVER IN THE VEHICLE?<br>1. Yes      2. No      CODE  |
| 45. TOTAL NUMBER OF OCCUPANTS (include driver)  |  | 46. IS A RAIL EQUIPMENT ACCIDENT/INCIDENT REPORT BEING FILED?      1. Yes      2. No      CODE |   |  |
| 47. TYPED NAME AND TITLE  |  | 48. SIGNATURE  |   | 49. DATE   |

**ANNUAL SUMMARY REPORT**  
of  
**RAILROAD INJURY AND ILLNESS**  
(Covering Calendar Year \_\_\_\_)

**COMPLETE THIS REPORT WHETHER OR NOT THERE WERE  
ANY REPORTABLE OCCUPATIONAL INJURIES OR ILLNESSES.  
READ INSTRUCTIONS BEFORE COMPLETING THIS FORM**

**I. ESTABLISHMENTS INCLUDED IN THIS REPORT**

This report should include all establishments located in, or identified by, the reporting railroad. Enter the number of establishments (see definition in the FRA Guide).

\_\_\_\_\_

**II. AVERAGE EMPLOYMENT IN REPORTING YEAR**

Enter the average number of employees during calendar year. Count all classes of employees, including seasonal, temporary, part-time, etc. See instructions in the FRA Guide for examples of computing your average employment.

\_\_\_\_\_

(Round to the nearest  
whole number)

**III. TOTAL HOURS WORKED IN REPORTING YEAR**

Enter the total number of hours actually worked by all employees. DO NOT include any non-work time even

though paid, such as vacations, sick leave, holidays, etc.

(Round to the nearest  
whole number)

**IV. REPORTABLE INJURIES AND ILLNESSES**

Did you have any reportable injuries or illnesses during the reporting year? (Check one)

- (1)  No - complete Section VII,  
(2)  Yes - complete Sections V, VI and VII.

**V. MONTHLY DATA OF REPORTABLE INJURIES  
AND ILLNESSES**

Of the Total Reportable Occupational Injuries and Illnesses (Section VI, Line 10 column 1), how many occurred in the following months?

|                      |            |             |            |  |  |
|----------------------|------------|-------------|------------|--|--|
| <u>Calendar Year</u> |            |             |            |  |  |
| Jan. _____           | Apr. _____ | July _____  | Oct. _____ |  |  |
| Feb. _____           | May _____  | Aug. _____  | Nov. _____ |  |  |
| Mar. _____           | June _____ | Sept. _____ | Dec. _____ |  |  |

B-7

CORPORATE NAME AND MAIL-  
ING ADDRESS OF REPORTING  
RAILROAD →

|        |       |  |
|--------|-------|--|
| Name   |       | Alphabetic Railroad<br>Code (See FRA Guide,<br>Appendix A) |
| STREET |       |  |
| CITY   | STATE | ZIP CODE   |

FORM FRA F8180-45 (7-76)  
PREVIOUS EDITIONS ARE OBSOLETE.

*This report is required by regulation (49 CFR 225). Failure to report can result in the imposition of civil penalties.*

**VI. INJURY AND ILLNESS SUMMARY** (Covering Calendar Year \_\_\_\_\_ )

- INSTRUCTIONS:**
- This section may be completed by Copying data from the "Annual Summary" which you are required to complete and post in your establishment.
  - Leave Section VI blank if there were no reportable injuries or illnesses during the reporting year.
  - Line 9 – Add all Occupational Illnesses (Lines 2 through 8) and enter on this line for each column (1) through (8).
  - Line 10 - Add Occupational Injuries (Line 1) and the sum of all Occupational Illnesses (Line 9) and enter on this line for each column (1) through (8).

| LINE | INJURY AND ILLNESS CATEGORY   | TOTAL CASES<br>(1)   | DEATHS<br>(2) | LOST WORKDAY CASES ONLY  |  |                            |   | NONFATAL CASES WITH-OUT LOST WORKDAYS<br>(7) | TERMINATIONS OR PERMANENT TRANSFERS<br>(8) |
|------|---|--|---------------|--|--|----------------------------|---|--|--|
|      |   |  |               | Total lost work-day cases (includes restricted workday cases)<br>(3) | Cases involving days away from work<br>(4) | Days away from work<br>(5) | Days of restricted work activity<br>(6) |  |  |
| 1    | <b>OCCUPATIONAL INJURIES</b>  |  |               |  |  |                            |   |  |  |
| 2    | OCCUPATIONAL ILLNESSES  |  |               |  |  |                            |   |  |  |
| 3    |   |  |               |  |  |                            |   |  |  |
| 4    |   |  |               |  |  |                            |   |  |  |
| 5    |   |  |               |  |  |                            |   |  |  |
| 6    |   |  |               |  |  |                            |   |  |  |
| 7    |   |  |               |  |  |                            |   |  |  |
| 8    |   |  |               |  |  |                            |   |  |  |
| 9    |   | <b>TOTAL OCCUPATIONAL ILLNESSES</b><br>(Add Lines 2 through 8) |               |  |  |                            |   |  |  |
| 10   | <b>TOTAL OCCUPATIONAL INJURIES AND ILLNESSES</b><br>(Add Lines 1 and 9) |  |               |  |  |                            |   |  |  |

**VII. COMMENTS:** \_\_\_\_\_  
 \_\_\_\_\_  
 \_\_\_\_\_  
 \_\_\_\_\_

Report prepared by: \_\_\_\_\_ Area Code and Phone: \_\_\_\_\_

Title: \_\_\_\_\_ Date: \_\_\_\_\_

**ANNUAL RAILROAD REPORT  
OF  
MANHOURS BY STATE**

|                       |                 |                |
|-----------------------|-----------------|----------------|
| 1. REPORTING RAILROAD | ALPHABETIC CODE | 2. REPORT YEAR |
|-----------------------|-----------------|----------------|

| ANNUAL MANHOURS |                      |         |         |      |                |         |         |
|-----------------|----------------------|---------|---------|------|----------------|---------|---------|
| A.              | STATE                | B. CODE | C. M/HR | A.   | STATE          | B. CODE | C. M/HR |
| (1)             | ALABAMA              | AL      |         | (26) | MONTANA        | MT      |         |
| (2)             | ALASKA               | AK      |         | (27) | NEBRASKA       | NE      |         |
| (3)             | ARIZONA              | AZ      |         | (28) | NEVADA         | NV      |         |
| (4)             | ARKANSAS             | AR      |         | (29) | NEW HAMPSHIRE  | NH      |         |
| (5)             | CALIFORNIA           | CA      |         | (30) | NEW JERSEY     | NJ      |         |
| (6)             | COLORADO             | CO      |         | (31) | NEW MEXICO     | NM      |         |
| (7)             | CONNECTICUT          | CT      |         | (32) | NEW YORK       | NY      |         |
| (8)             | DELAWARE             | DE      |         | (33) | NORTH CAROLINA | NC      |         |
| (9)             | DISTRICT OF COLUMBIA | DC      |         | (34) | NORTH DAKOTA   | ND      |         |
| (10)            | FLORIDA              | FL      |         | (35) | OHIO           | OH      |         |
| (11)            | GEORGIA              | GA      |         | (36) | OKLAHOMA       | OK      |         |
| (12)            | IDAHO                | ID      |         | (37) | OREGON         | OR      |         |
| (13)            | ILLINOIS             | IL      |         | (38) | PENNSYLVANIA   | PA      |         |
| (14)            | INDIANA              | IN      |         | (39) | RHODE ISLAND   | RI      |         |
| (15)            | IOWA                 | IA      |         | (40) | SOUTH CAROLINA | SC      |         |
| (16)            | KANSAS               | KS      |         | (41) | SOUTH DAKOTA   | SD      |         |
| (17)            | KENTUCKY             | KY      |         | (42) | TENNESSEE      | TN      |         |
| (18)            | LOUISIANA            | LA      |         | (43) | TEXAS          | TX      |         |
| (19)            | MAINE                | ME      |         | (44) | UTAH           | UT      |         |
| (20)            | MARYLAND             | MD      |         | (45) | VERMONT        | VT      |         |
| (21)            | MASSACHUSETTS        | MA      |         | (46) | VIRGINIA       | VA      |         |
| (22)            | MICHIGAN             | MI      |         | (47) | WASHINGTON     | WA      |         |
| (23)            | MINNESOTA            | MN      |         | (48) | WEST VIRGINIA  | WV      |         |
| (24)            | MISSISSIPPI          | MS      |         | (49) | WISCONSIN      | WI      |         |
| (25)            | MISSOURI             | MO      |         | (50) | WYOMING        | WY      |         |

|                         |              |         |
|-------------------------|--------------|---------|
| 4. TYPED NAME AND TITLE | 5. SIGNATURE | 6. DATE |
|-------------------------|--------------|---------|

FORM FRA F 6180-56 (8-74) SUBMIT THIS FORM WITH THE FRA F 6180-55, DECEMBER REPORT.

\*U.S. GOVERNMENT PRINTING OFFICE: 1986-623-564/00550



**PROPERTY OF FRA  
RESEARCH & DEVELOPMENT  
LIBRARY**

Accident/Incident Bulletin, No. 154 Calendar Year  
1985, US DOT, FRA, Office of Safety, 1986-12-  
Safety

SMEAD 00 VP535A

U.S. Department  
of Transportation

**Federal Railroad  
Administration**

400 Seventh St., S.W.  
Washington, D.C. 20590

Official Business  
Penalty for Private Use \$300



Postage and Fees Paid  
Federal Railroad Administration  
DOT 516

1  
A  
1

1  
A  
1