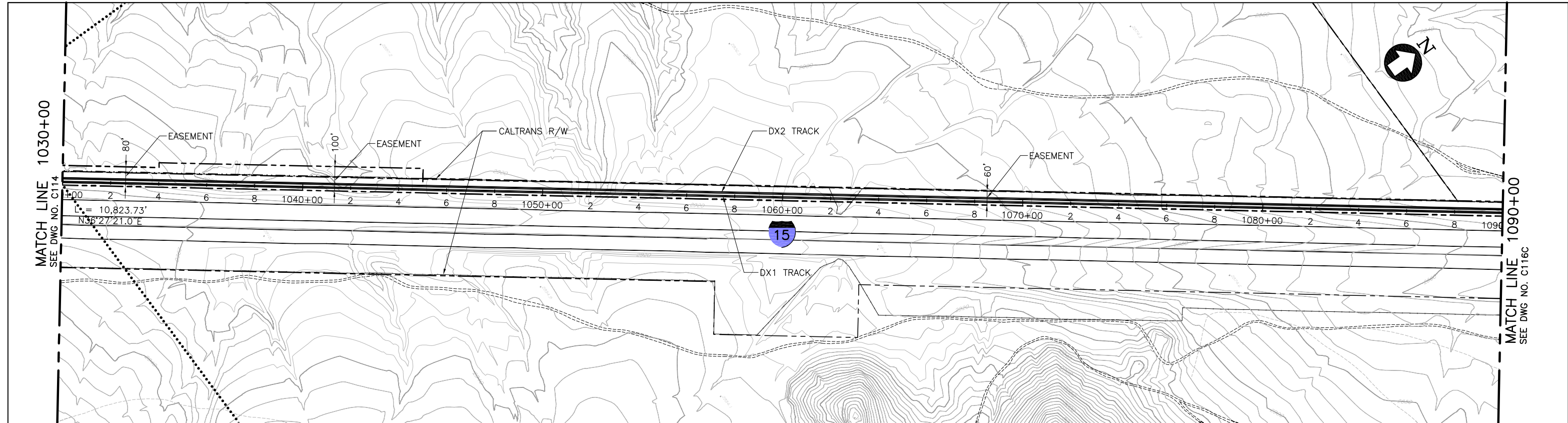
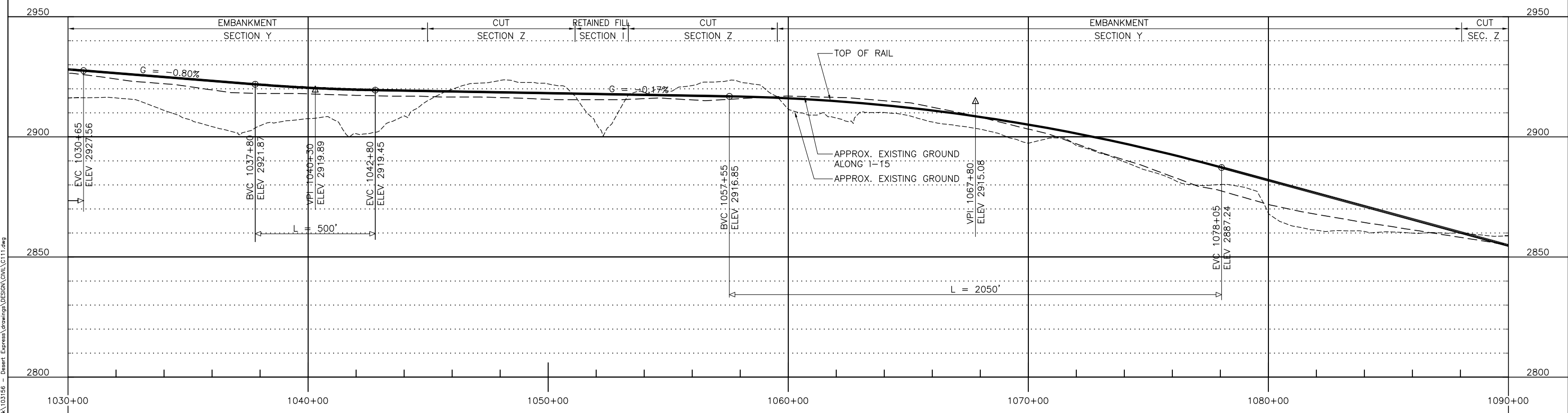


APPENDIX S-A-1

SEGMENT 2C - SIDE RUNNING AND MEDIAN OPTIONS



PLAN



PROFILE

REV	DATE	BY	SUB	APP	DESCRIPTION

DESIGNED BY
T. LUNA
DRAWN BY
L. DIFUNTORUM
CHECKED BY
J. MAHER
IN CHARGE
J. MAHER
DATE
04JUN08

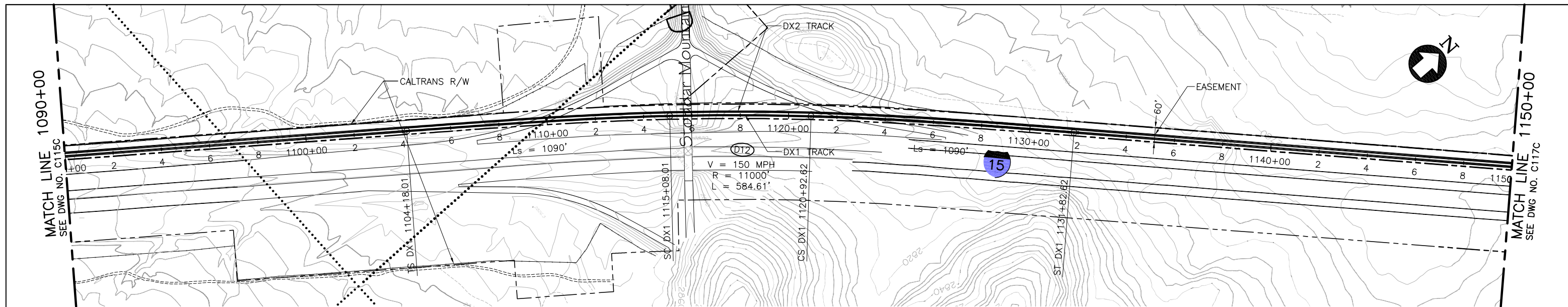
EARTH TECH | AECOM

2101 Webster St., Suite 1000
Oakland, CA 94612
Phone: (510) 419-6000
Fax: (510) 419-5355
S-A-1-1

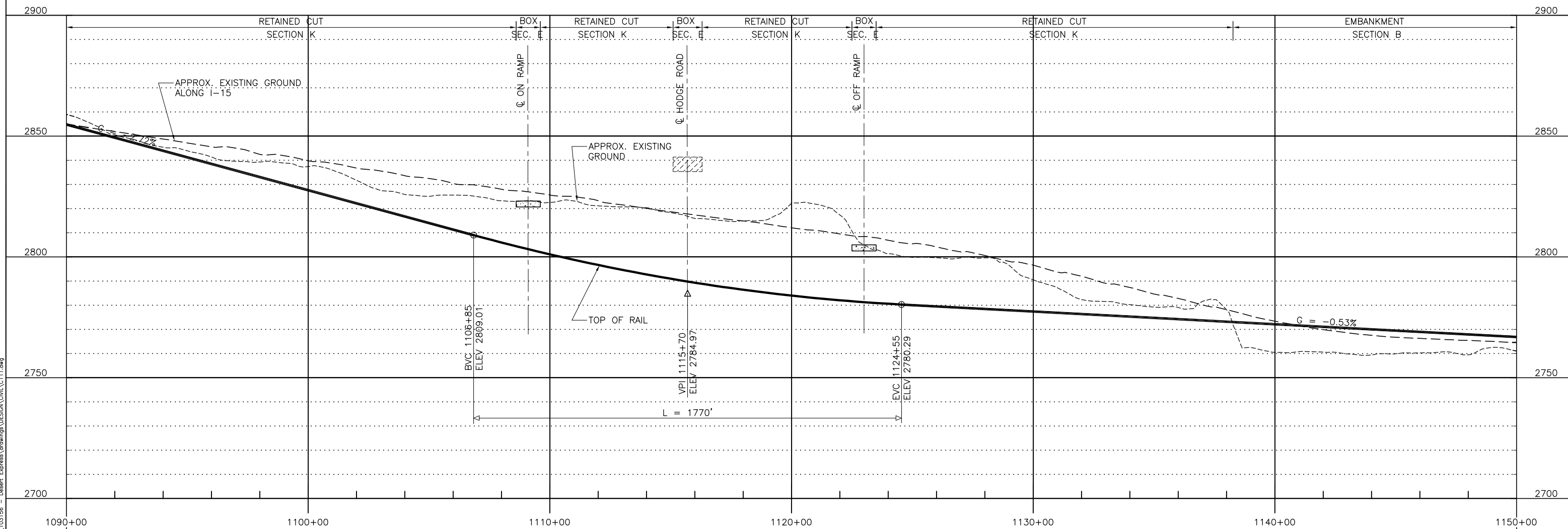
DESERTXPRESS
VICTORVILLE TO LAS VEGAS
PLAN AND PROFILE
SEGMENT 1, ALTERNATIVE C
STA. DX1 1030+00 TO DX1 1090+00
SHEET 15C

CADD FILENAME C111.dwg		
SIZE D	SCALE 1"=200'H; 1"=20'V	CONTRACT NO.
REV. B	SHEET NO. C115C	PAGE NO.


Jun17 11:56am L:\work\103156 - Desert Express\Drawings\DESIGN\Civil\C111.dwg



PLAN



PROFILE



Jun17, 2010 10:45pm L:\work\103156 - Desert Express\Drawings\DESIGN\Civil\C111.dwg

REV	DATE	BY	SUB	APP	DESCRIPTION

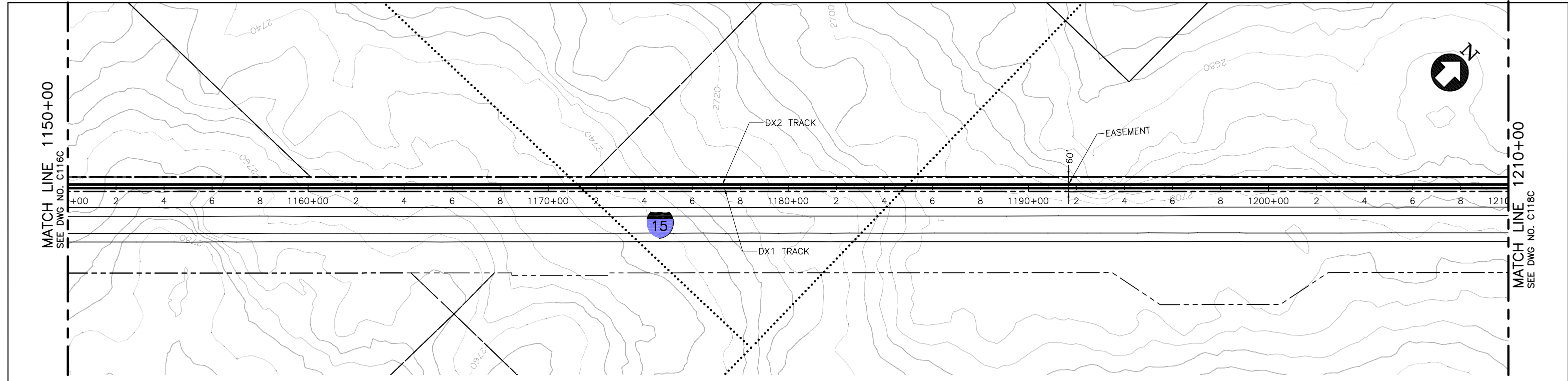
DESIGNED BY
T. LUNA
 DRAWN BY
L. DIFUNTORUM
 CHECKED BY
J. MAHER
 IN CHARGE
J. MAHER
 DATE
04JUN08

EARTH TECH | AECOM

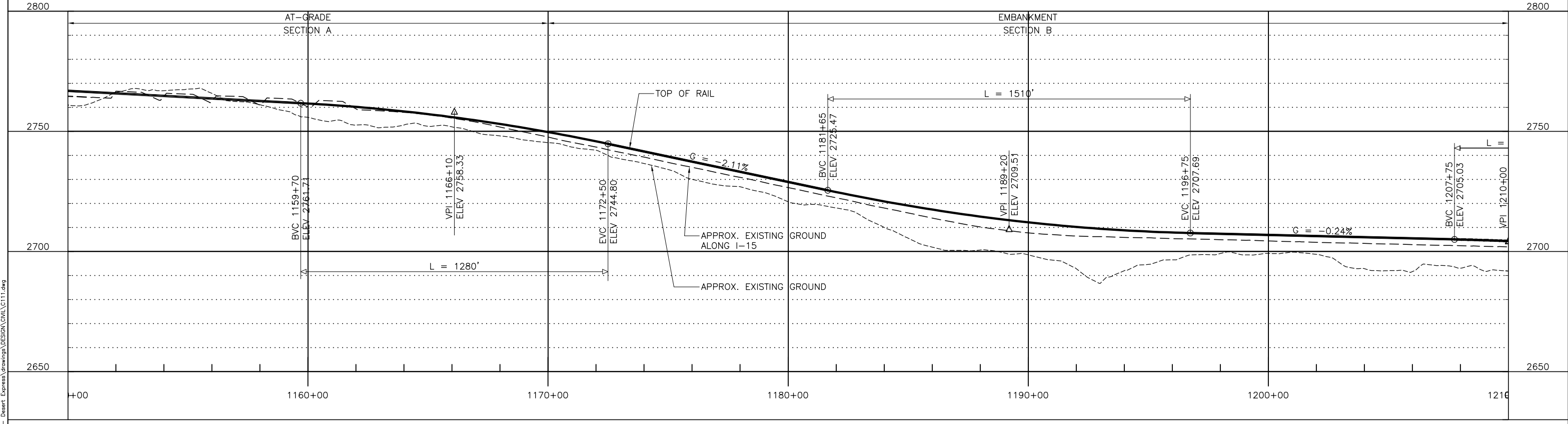
2101 Webster St., Suite 1000
 Oakland, CA 94612
 Phone: (510) 419-6000
 Fax: (510) 419-5355
 S-A-1-2

DESERT Xpress
 VICTORVILLE TO LAS VEGAS
 PLAN AND PROFILE
 SEGMENT 1, ALTERNATIVE C
 STA. DX1 1090+00 TO DX1 1150+00
 SHEET 16C

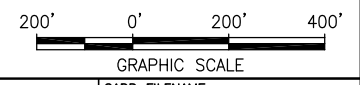
CADD FILENAME C111.dwg		
SIZE D	SCALE 1"=200'H; 1"=20'V	
CONTRACT NO.		
REV. B	SHEET NO. C116C	PAGE NO.



PLAN



PROFILE



REV	DATE	BY	SUB	APP	DESCRIPTION

DESIGNED BY
T. LUNA
DRAWN BY
L. DIFUNTORUM
CHECKED BY
J. MAHER
IN CHARGE
C. BARBER
DATE
04JUN08

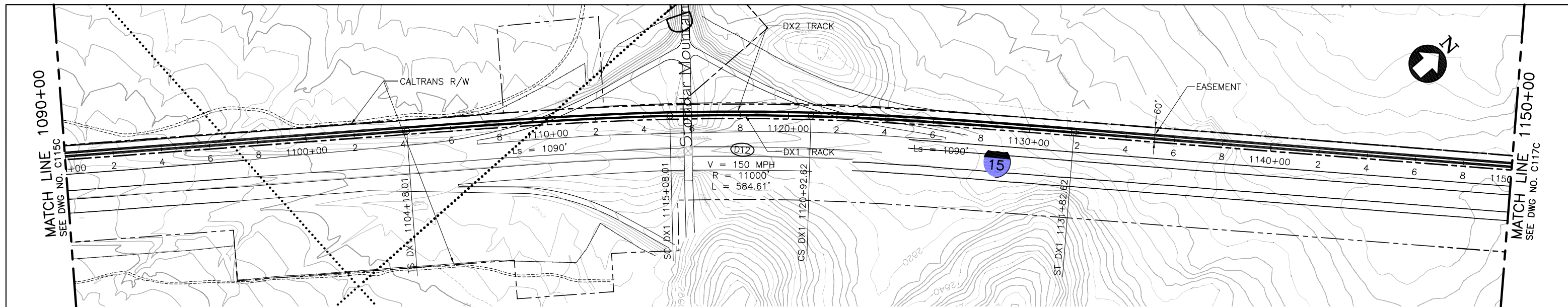
EARTH TECH | AECOM

2101 Webster St., Suite 1000
Oakland, CA 94612
Phone: (510) 419-6000
Fax: (510) 419-5355
S-A-1-3

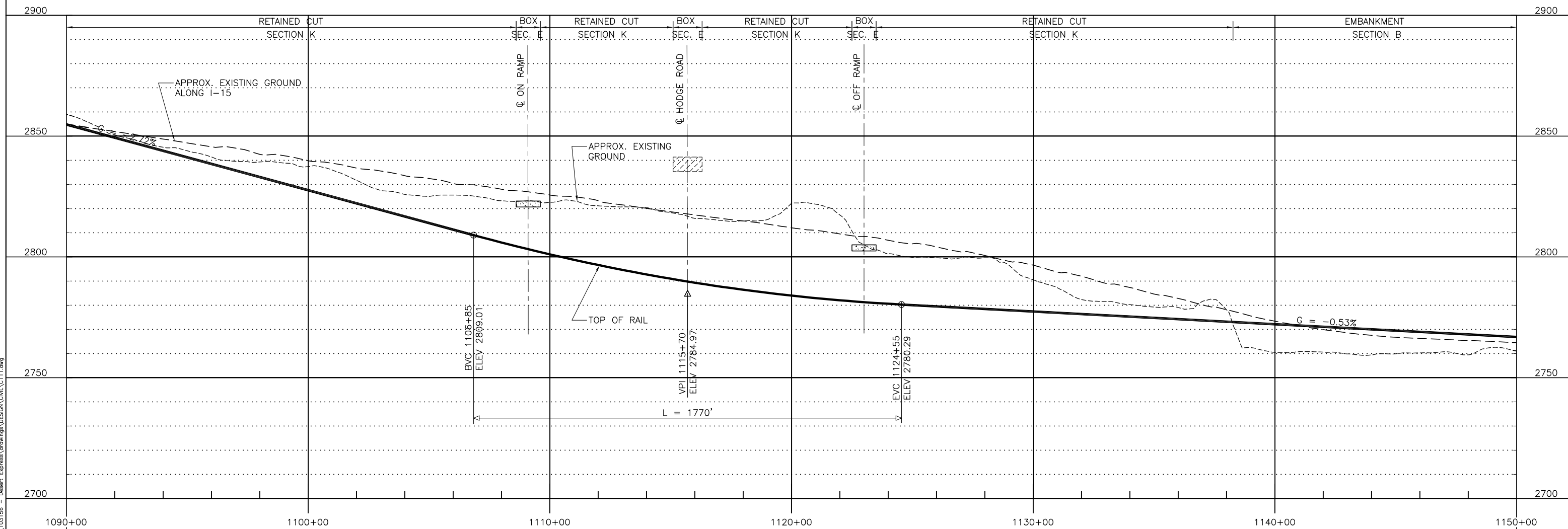
DESERTXPRESS
VICTORVILLE TO LAS VEGAS
PLAN AND PROFILE
SEGMENT 1, ALTERNATIVE C
STA. DX1 1150+00 TO DX1 1210+00
SHEET 17C

CADD FILENAME C111.dwg		
SIZE D	SCALE 1"=200'H; 1"=20'V	CONTRACT NO.
REV. B	SHEET NO. C117C	PAGE NO.


Jun17 10:47am L:\work\103156 - Desert Express\Drawings\DESIGN\Civil\C111.dwg
 Feb 17, 2010 - 10:47am L:\work\103156 - Desert Express\Drawings\DESIGN\Civil\C111.dwg



PLAN



PROFILE



Jun17 Feb 17, 2010 10:45pm L:\work\103156 - Desert Express\Drawings\DESIGN\CIVIL\C111.dwg

REV	DATE	BY	SUB	APP	DESCRIPTION

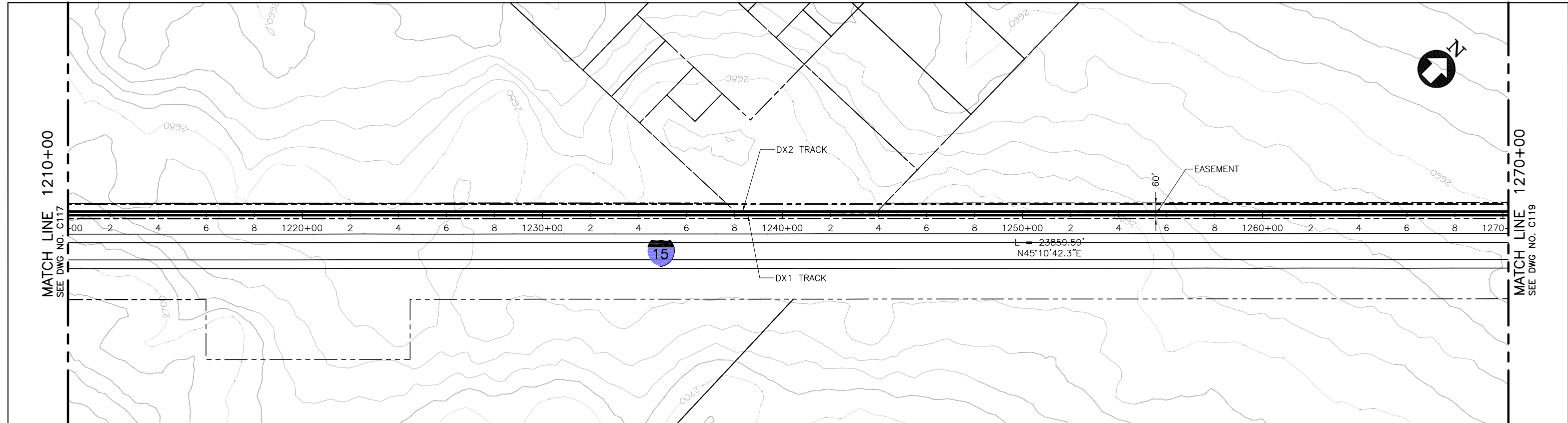
DESIGNED BY
T. LUNA
 DRAWN BY
L. DIFUNTORUM
 CHECKED BY
J. MAHER
 IN CHARGE
J. MAHER
 DATE
04JUN08

EARTH TECH | AECOM

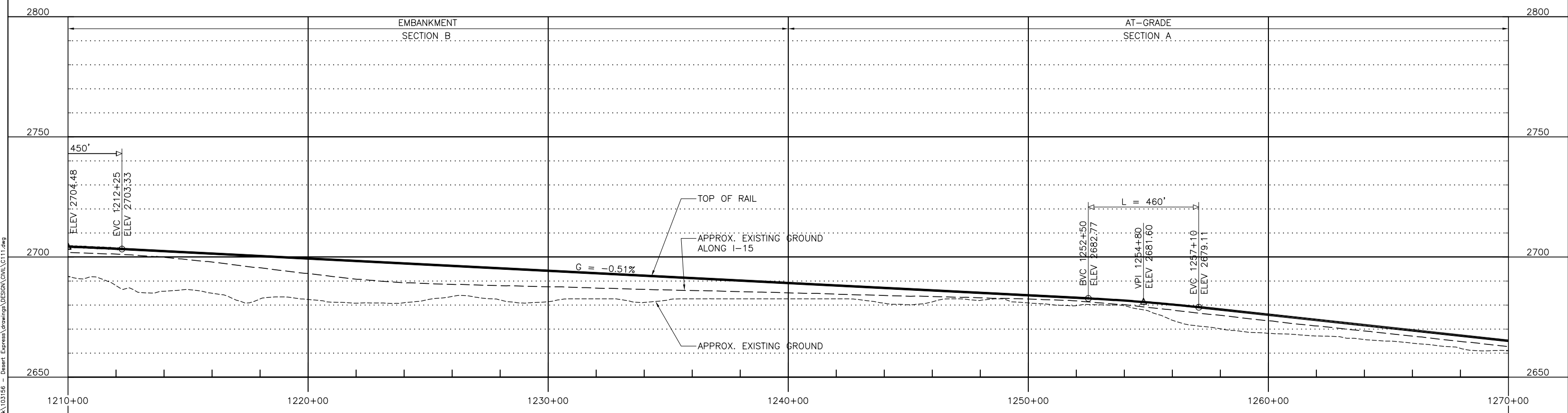
2101 Webster St., Suite 1000
 Oakland, CA 94612
 Phone: (510) 419-6000
 Fax: (510) 419-5355
S-A-14

DESERT Xpress
VICTORVILLE TO LAS VEGAS
 PLAN AND PROFILE
 SEGMENT 1, ALTERNATIVE C
 STA. DX1 1090+00 TO DX1 1150+00
SHEET 16C

CADD FILENAME C111.dwg		
SIZE D	SCALE 1"=200'H; 1"=20'V	
CONTRACT NO.		
REV. B	SHEET NO. C116C	PAGE NO.



PLAN



PROFILE

REV	DATE	BY	SUB	APP	DESCRIPTION

DESIGNED BY
T. LUNA
DRAWN BY
L. DIFUNTORUM
CHECKED BY
J. MAHER
IN CHARGE
J. MAHER
DATE
04JUN08

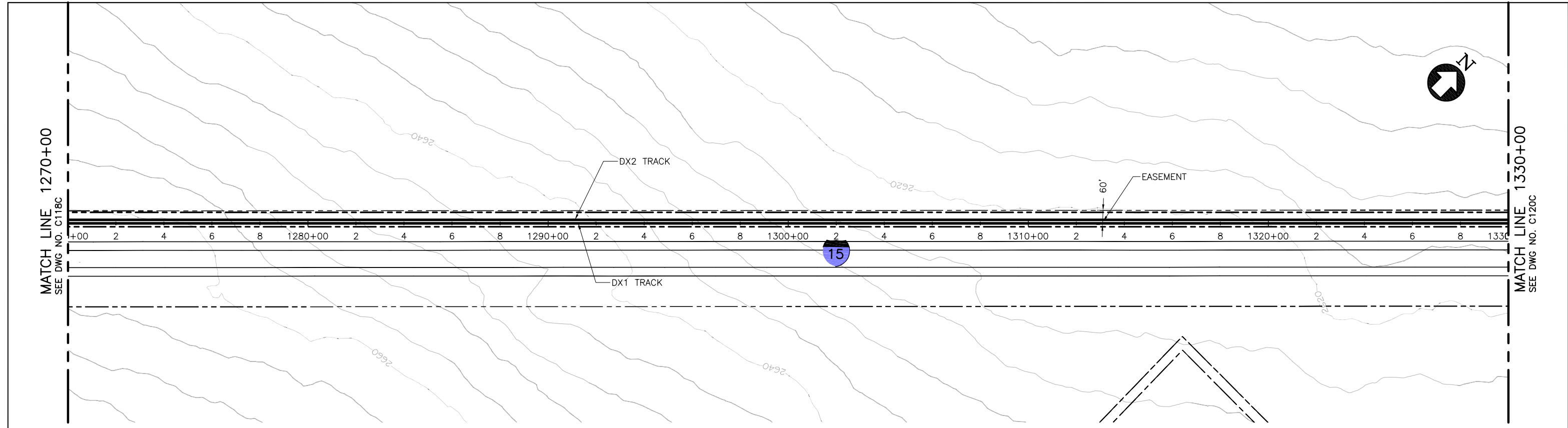
EARTH TECH | AECOM

2101 Webster St., Suite 1000
Oakland, CA 94612
Phone: (510) 419-6000
Fax: (510) 419-5355
S-A-1-5

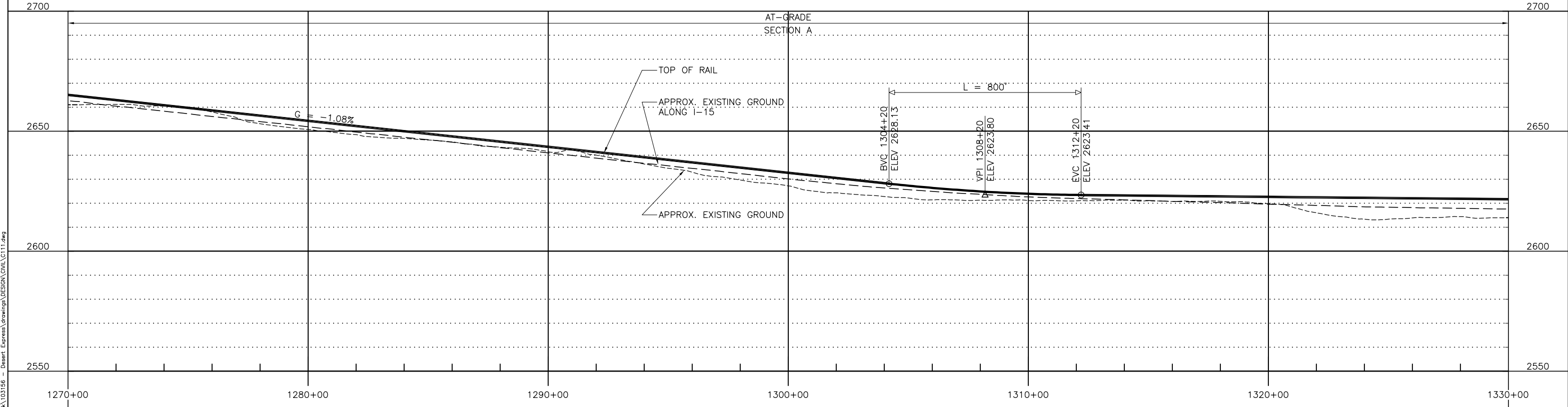
DESERTXPRESS
VICTORVILLE TO LAS VEGAS
PLAN AND PROFILE
SEGMENT 1, ALTERNATIVE C
STA. DX1 1210+00 TO DX1 1270+00
SHEET 18C

CADD FILENAME C111.dwg		
SIZE D	SCALE 1"=200'H; 1"=20'V	CONTRACT NO.
REV. B	SHEET NO. C118C	PAGE NO.

Jun17, 2010 10:48pm L:\work\103156 - Desert Express\Drawings\DESIGN\Civil\C111.dwg



PLAN



PROFILE

REV	DATE	BY	SUB	APP	DESCRIPTION

DESIGNED BY
T. LUNA
DRAWN BY
L. DIFUNTORUM
CHECKED BY
J. MAHER
IN CHARGE
J. MAHER
DATE
04JUN08

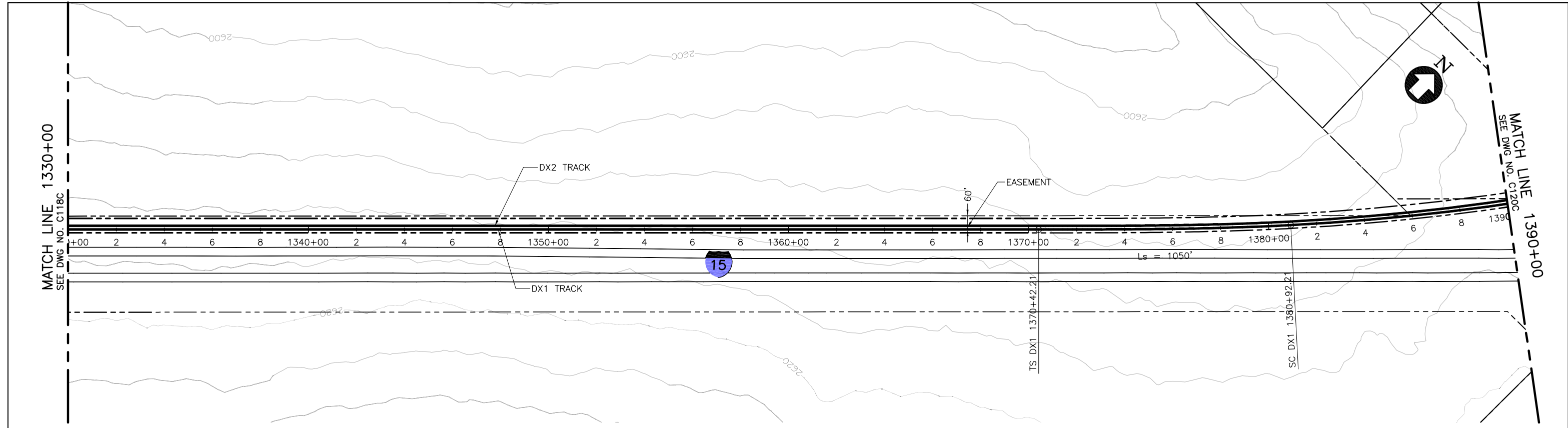
EARTH TECH | AECOM

2101 Webster St., Suite 1000
Oakland, CA 94612
Phone: (510) 419-6000
Fax: (510) 419-5355
S-A-1-6

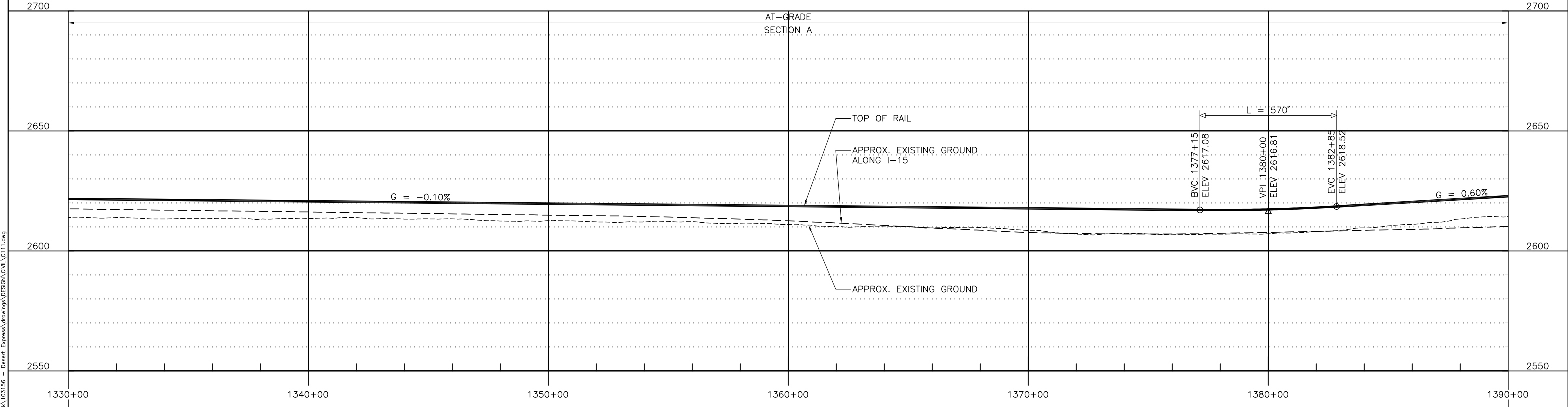
DESERTXPRESS
VICTORVILLE TO LAS VEGAS
PLAN AND PROFILE
SEGMENT 1, ALTERNATIVE C
STA. DX1 1270+00 TO DX1 1330+00
SHEET 19C

CADD FILENAME C111.dwg		
SIZE D	SCALE 1"=200'H; 1"=20'V	
CONTRACT NO.		
REV. B	SHEET NO. C119C	PAGE NO.

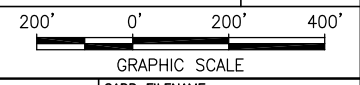
Jun17 11:03pm L:\work\103156 - Desert Express\Drawings\DESIGN\CIVIL\C111.dwg



PLAN



PROFILE



REV	DATE	BY	SUB	APP	DESCRIPTION

DESIGNED BY
T. LUNA
DRAWN BY
L. DIFUNTORUM
CHECKED BY
J. MAHER
IN CHARGE
J. MAHER
DATE
04JUN08

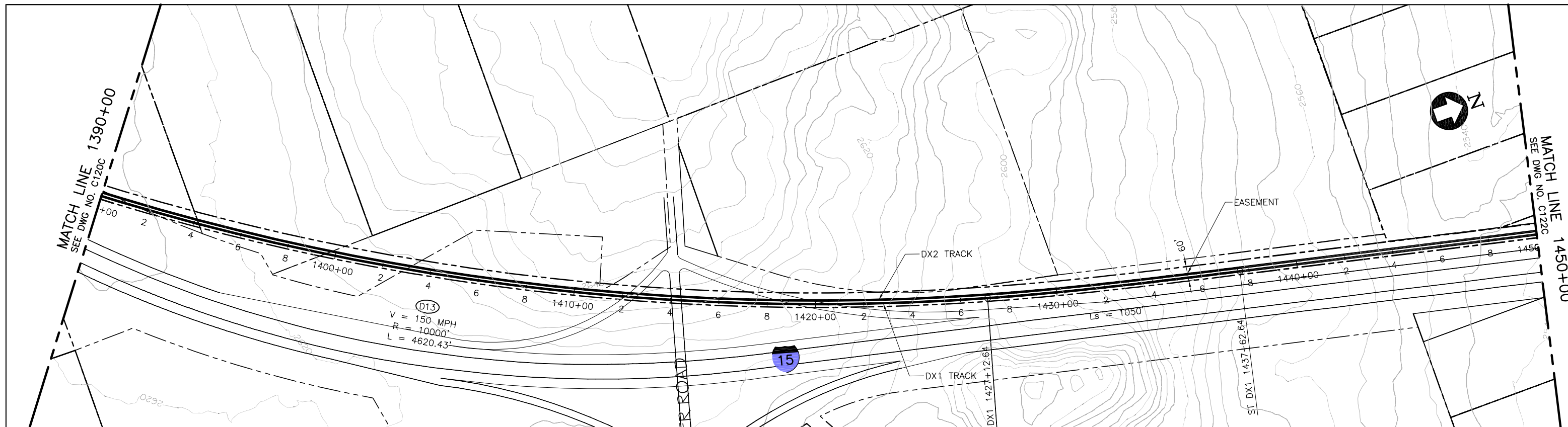
EARTH TECH | AECOM

2101 Webster St., Suite 1000
Oakland, CA 94612
Phone: (510) 419-6000
Fax: (510) 419-5355
S-A-1-7

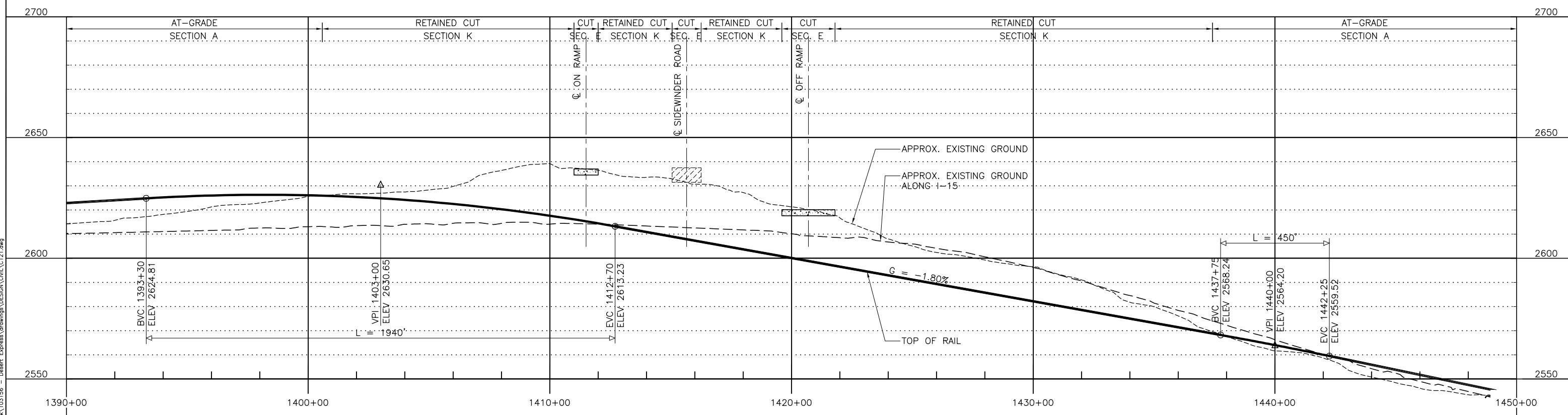
DESERTXPRESS
VICTORVILLE TO LAS VEGAS
PLAN AND PROFILE
SEGMENT 1, ALTERNATIVE C
STA. DX1 1330+00 TO DX1 1390+00
SHEET 20C

CADD FILENAME C111.dwg		
SIZE D	SCALE 1"=200'H; 1"=20'V	CONTRACT NO.
REV. B	SHEET NO. C120C	PAGE NO.


Jun 17, 2010 11:04am L:\work\103156 - Desert Express\Drawings\DESIGN\Civil\C111.dwg



PLAN



PROFILE



Jun17 10:51 pm L:\work\103156 - Desert Express\Drawings\DESIGN\Civil\C121.dwg
 Feb 17, 2010 - 10:51 pm L:\work\103156 - Desert Express\Drawings\DESIGN\Civil\C121.dwg

REV	DATE	BY	SUB	APP	DESCRIPTION

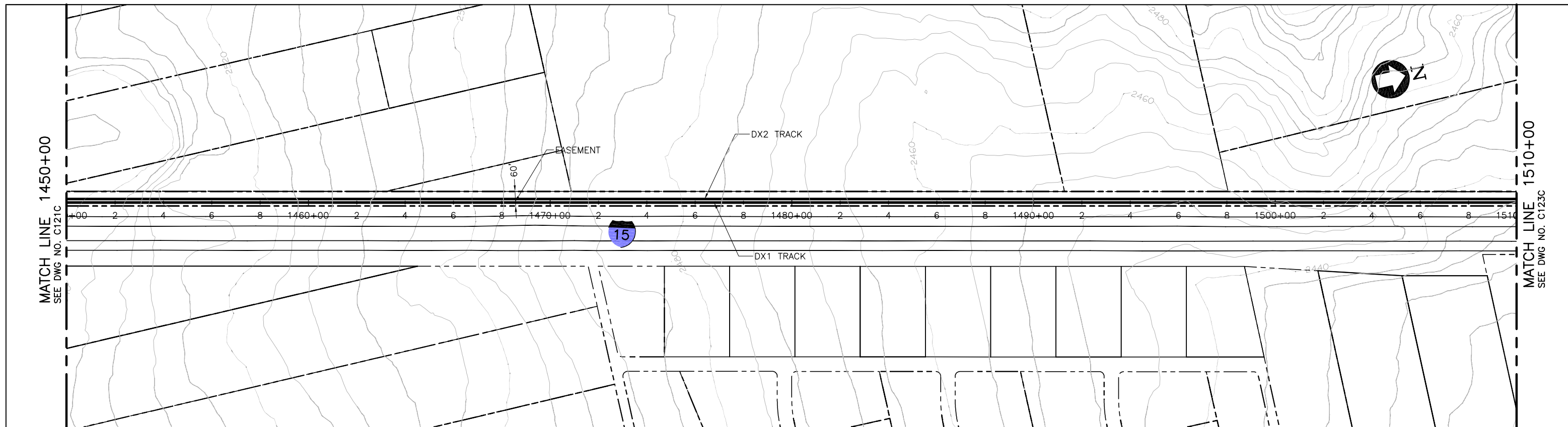
DESIGNED BY
T. LUNA
 DRAWN BY
L. DIFUNTORUM
 CHECKED BY
J. MAHER
 IN CHARGE
J. MAHER
 DATE
04JUN08

EARTH TECH | AECOM

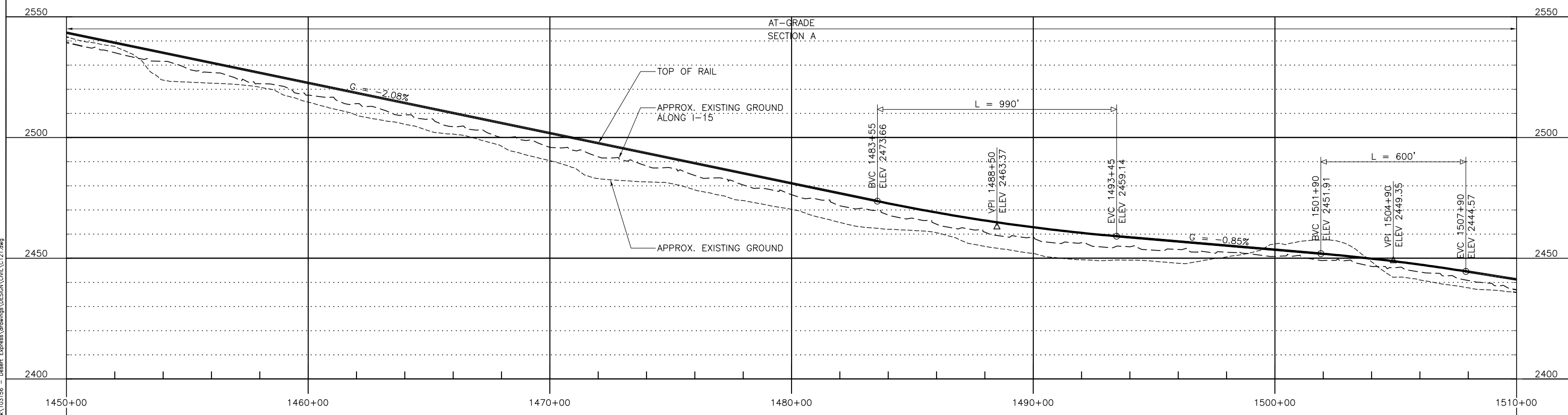
2101 Webster St., Suite 1000
 Oakland, CA 94612
 Phone: (510) 419-6000
 Fax: (510) 419-5355
 S-A-1-8

DESERTXPRESS
VICTORVILLE TO LAS VEGAS
 PLAN AND PROFILE
 SEGMENT 1, ALTERNATIVE C
 STA. DX1 1390+00 TO DX1 1450+00
 SHEET 21C

CADD FILENAME C121.dwg		
SIZE D	SCALE 1"=200'H; 1"=20'V	
CONTRACT NO.		
REV. B	SHEET NO. C121C	PAGE NO.



PLAN



PROFILE

REV	DATE	BY	SUB	APP	DESCRIPTION

DESIGNED BY
T. LUNA
DRAWN BY
L. DIFUNTORUM
CHECKED BY
J. MAHER
IN CHARGE
J. MAHER
DATE
04JUN08

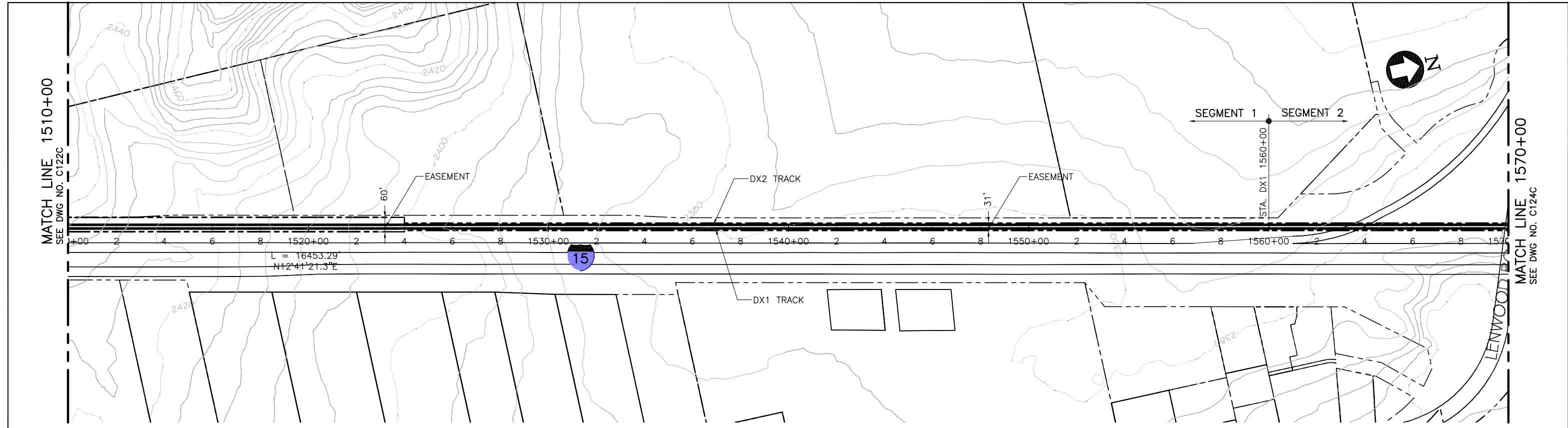
EARTH TECH | AECOM

2101 Webster St., Suite 1000
Oakland, CA 94612
Phone: (510) 419-6000
Fax: (510) 419-5355
S-A-1-9

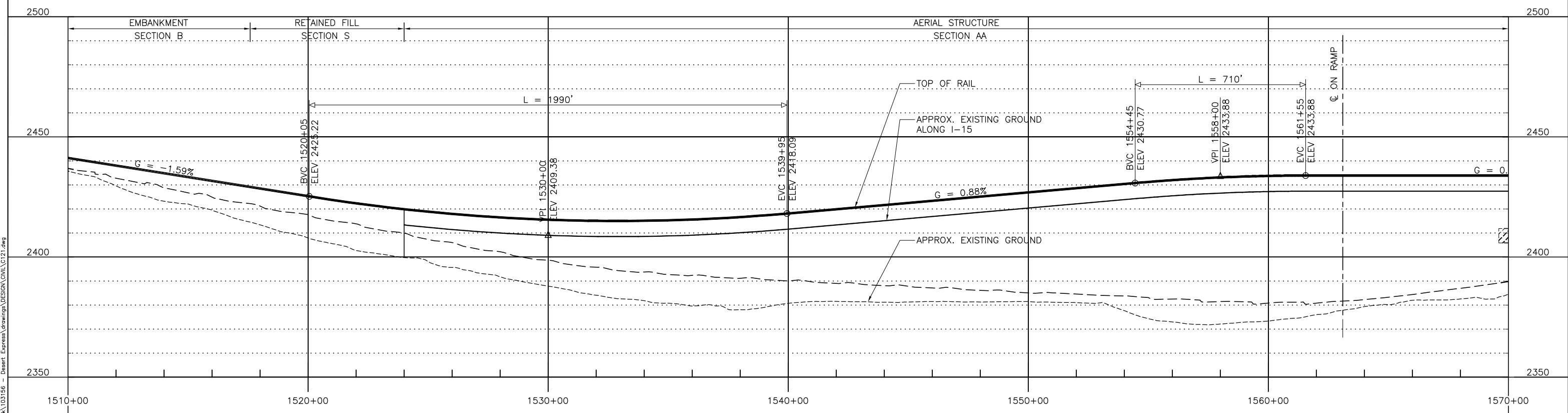
DESERTXPRESS
VICTORVILLE TO LAS VEGAS
PLAN AND PROFILE
SEGMENT 1, ALTERNATIVE C
STA. DX1 1450+00 TO DX1 1510+00
SHEET 22C

CADD FILENAME C121.dwg		
SIZE D	SCALE 1"=200'H; 1"=20'V	CONTRACT NO.
REV. B	SHEET NO. C122C	PAGE NO.

Jun17, 2010 10:58pm L:\work\103156 - Desert Express\Drawings\DESIGN\CIVIL\C121.dwg



PLAN



PROFILE

REV	DATE	BY	SUB	APP	DESCRIPTION

DESIGNED BY
T. LUNA
DRAWN BY
L. DIFUNTORUM
CHECKED BY
J. MAHER
IN CHARGE
J. MAHER
DATE
04JUN08

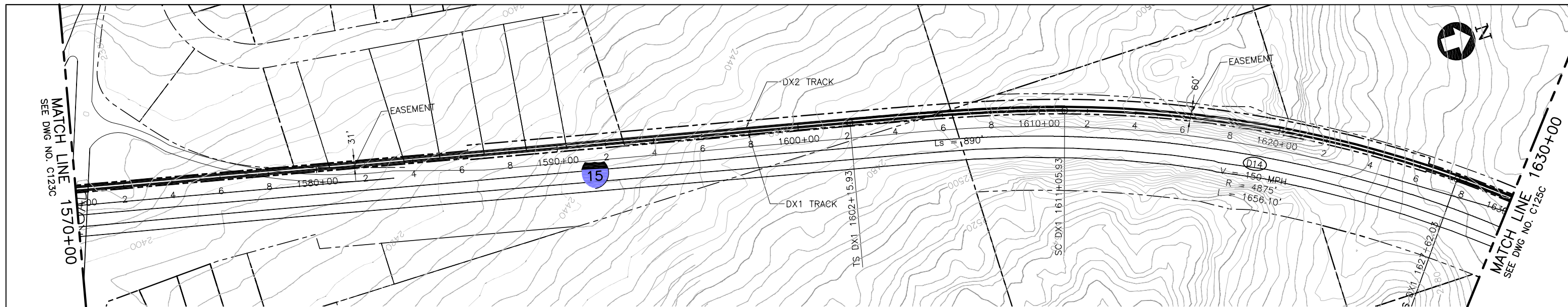
EARTH TECH | AECOM

2101 Webster St., Suite 1000
Oakland, CA 94612
Phone: (510) 419-6000
Fax: (510) 419-5355
S-A-1-10

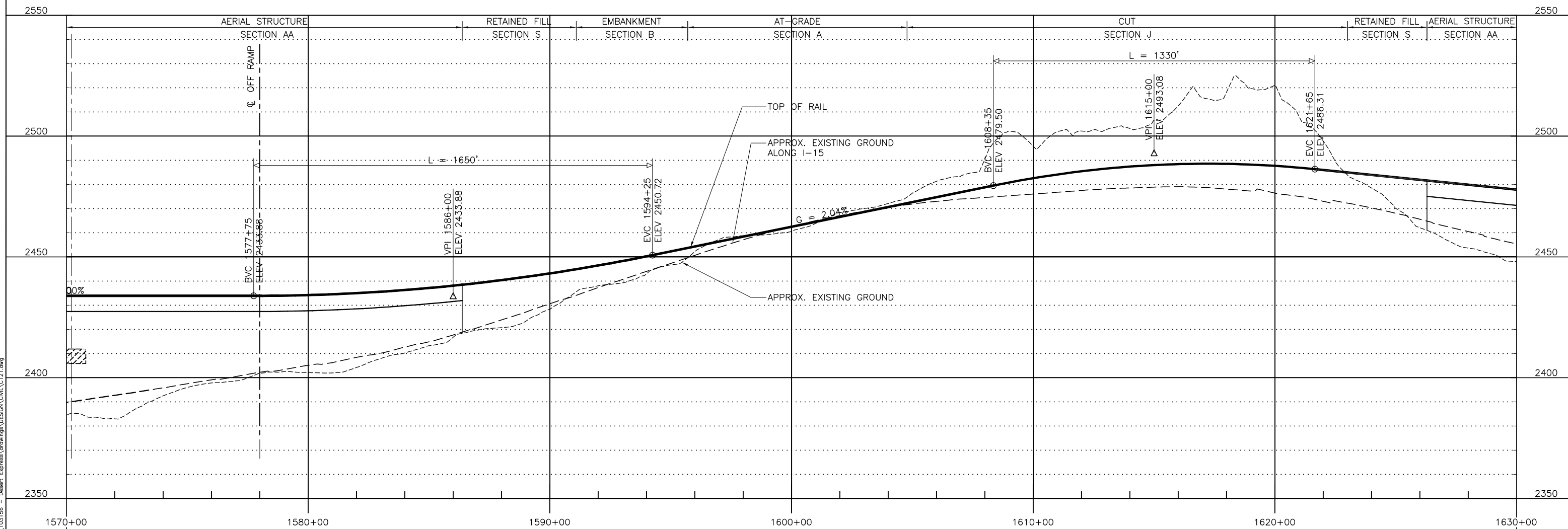
DESERTXPRESS
VICTORVILLE TO LAS VEGAS
PLAN AND PROFILE
SEGMENT 2 – ALTERNATIVE C
STA. DX1 1560+00 TO DX1 1570+00
SHEET 23C

CADD FILENAME C121.dwg		
SIZE D	SCALE 1"=200'H; 1"=20'V	CONTRACT NO.
REV. B	SHEET NO. C123C	PAGE NO.

Jun17 10:52pm L:\work\103156 - Desert Express\Drawings\DESIGN\CIVIL\C121.dwg
 Feb 17, 2010 - 10:52pm L:\work\103156 - Desert Express\Drawings\DESIGN\CIVIL\C121.dwg



PLAN



PROFILE

Jun17 Feb 17, 2010 10:55pm L:\work\103156 - Desert Express\Drawings\DESIGN\CIVIL\C121.dwg

REV	DATE	BY	SUB	APP	DESCRIPTION

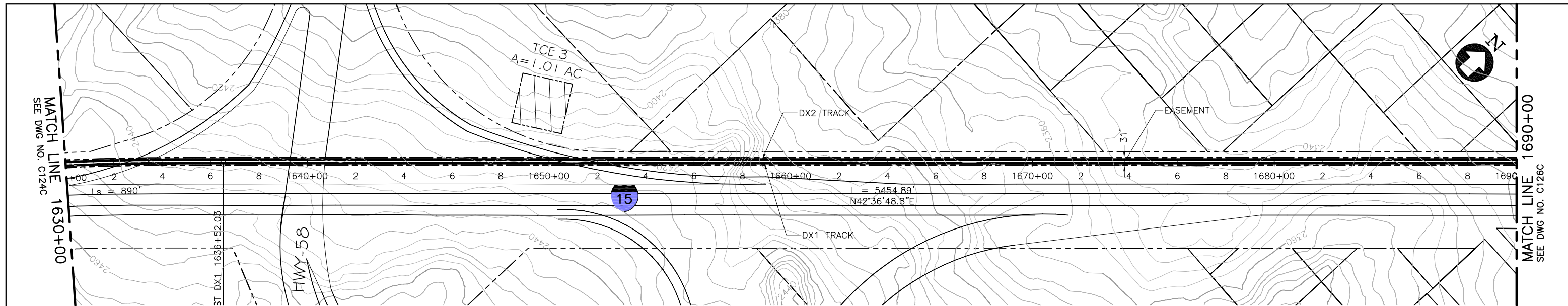
DESIGNED BY
T. LUNA
 DRAWN BY
L. DIFUNTORUM
 CHECKED BY
J. MAHER
 IN CHARGE
J. MAHER
 DATE
04JUN08

EARTH TECH | AECOM

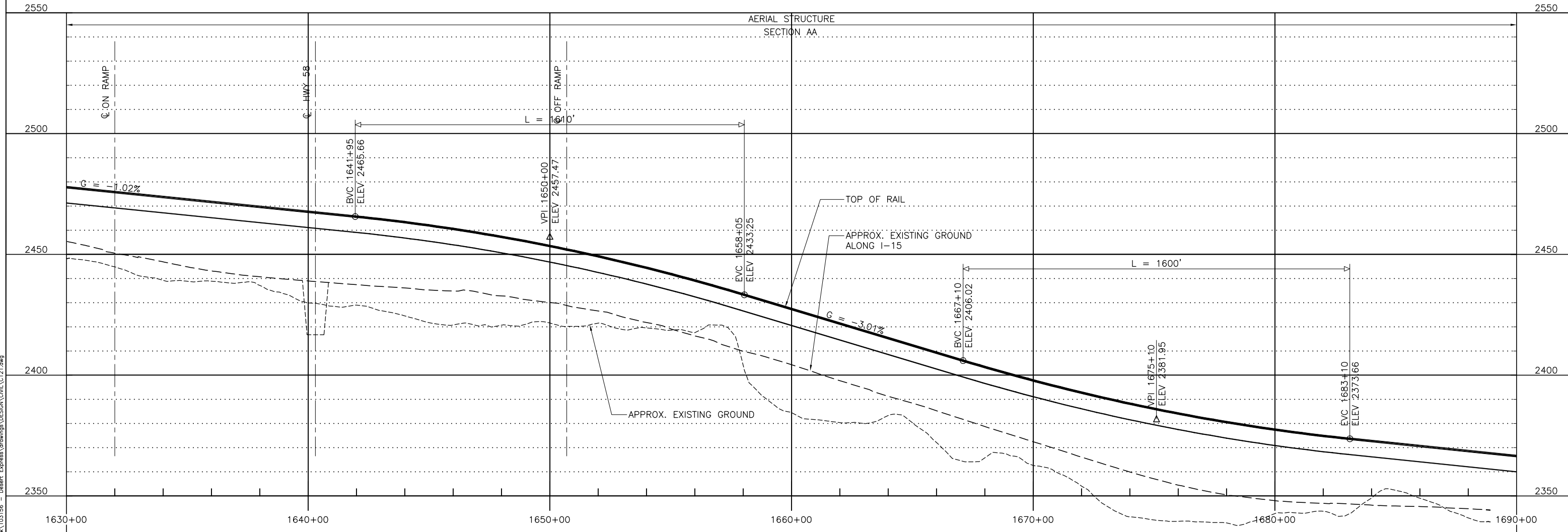
2101 Webster St., Suite 1000
 Oakland, CA 94612
 Phone: (510) 419-6000
 Fax: (510) 419-5355
 S-A-1-11

DESERTXPRESS
 VICTORVILLE TO LAS VEGAS
 PLAN AND PROFILE
 SEGMENT 2, ALTERNATIVE C
 STA. DX1 1570+00 TO DX1 1630+00
 SHEET 24C

CADD FILENAME C121.dwg		
SIZE D	SCALE 1"=200'H; 1"=20'V	
CONTRACT NO.		
REV. B	SHEET NO. C124C	PAGE NO.



PLAN



PROFILE

REV	DATE	BY	SUB	APP	DESCRIPTION

DESIGNED BY
T. LUNA
DRAWN BY
L. DIFUNTORUM
CHECKED BY
J. MAHER
IN CHARGE
J. MAHER
DATE
04JUN08

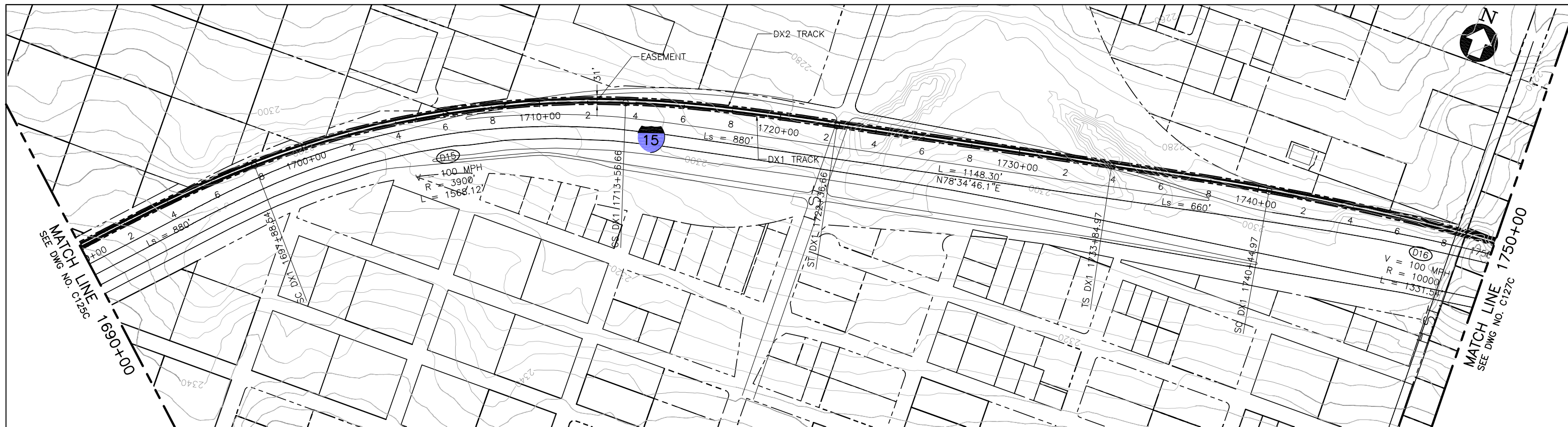
EARTH TECH | AECOM

2101 Webster St., Suite 1000
Oakland, CA 94612
Phone: (510) 419-6000
Fax: (510) 419-5355
S-A-1-12

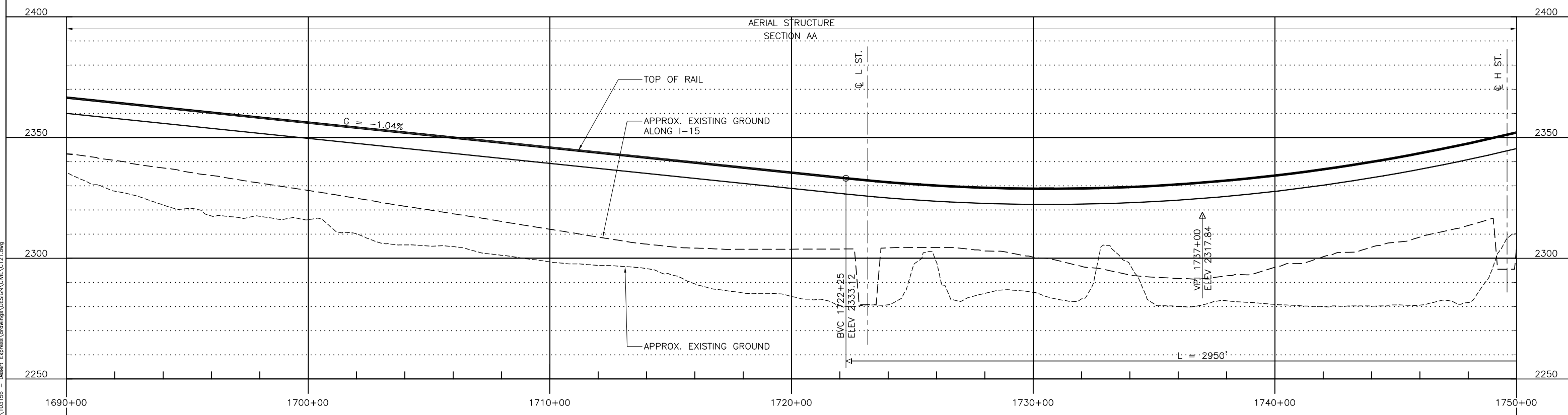
DESERTXPRESS
VICTORVILLE TO LAS VEGAS
PLAN AND PROFILE
SEGMENT 2, ALTERNATIVE C
STA. DX1 1630+00 TO DX1 1690+00
SHEET 25C

CADD FILENAME C121.dwg		
SIZE D	SCALE 1"=200'H; 1"=20'V	CONTRACT NO.
REV. B	SHEET NO. C125C	PAGE NO.


Jun17, 2010 10:56pm L:\work\103156 - Desert Express\Drawings\DESIGN\CIVIL\C121.dwg



PLAN



PROFILE



REV	DATE	BY	SUB	APP	DESCRIPTION

DESIGNED BY
T. LUNA
DRAWN BY
L. DIFUNTORUM
CHECKED BY
J. MAHER
IN CHARGE
J. MAHER
DATE
04JUN08

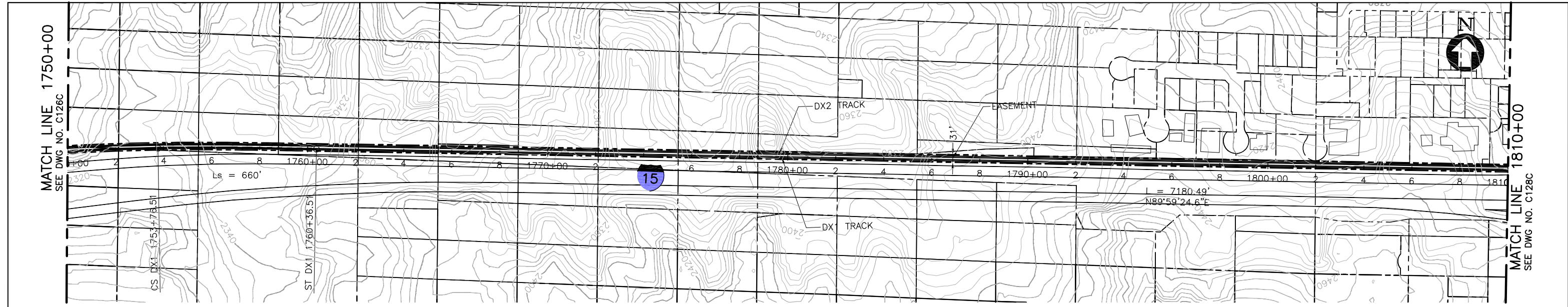
EARTH TECH | AECOM

2101 Webster St., Suite 1000
Oakland, CA 94612
Phone: (510) 419-6000
Fax: (510) 419-5355
S-A-1-13

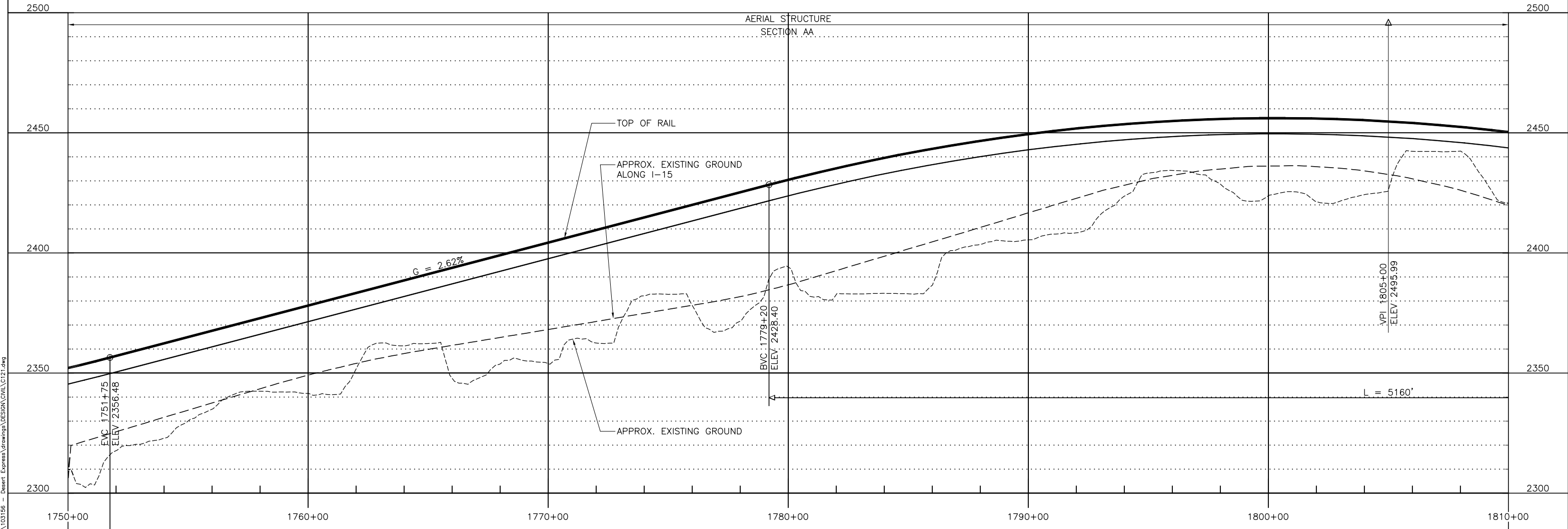
DESERTXPRESS
VICTORVILLE TO LAS VEGAS
PLAN AND PROFILE
SEGMENT 2, ALTERNATIVE C
STA. DX1 1690+00 TO DX1 1750+00
SHEET 26C

CADD FILENAME C121.dwg		
SIZE D	SCALE 1"=200'H; 1"=20'V	CONTRACT NO.
REV. B	SHEET NO. C126C	PAGE NO.

Jun23 Feb 23, 2010 3:17pm L:\work\103156 - Desert Express\Drawings\DESIGN\DWG\C121.dwg



PLAN



PROFILE

REV	DATE	BY	SUB	APP	DESCRIPTION

DESIGNED BY
T. LUNA
DRAWN BY
L. DIFUNTORUM
CHECKED BY
J. MAHER
IN CHARGE
J. MAHER
DATE
04JUN08

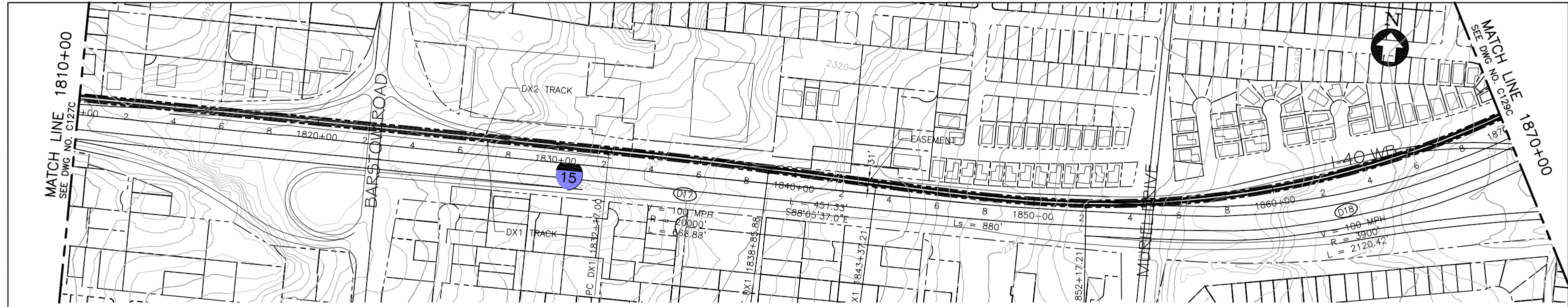
EARTH TECH | AECOM

2101 Webster St., Suite 1000
Oakland, CA 94612
Phone: (510) 419-6000
Fax: (510) 419-5355
S-A-1-14

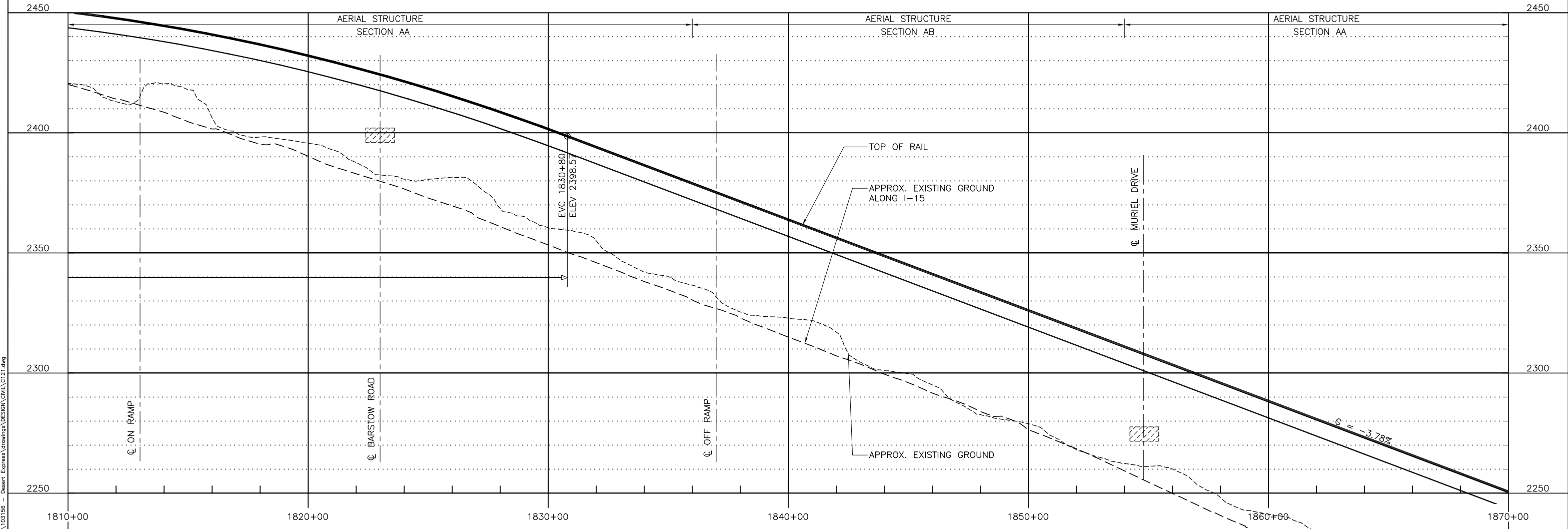
DESERTXPRESS
VICTORVILLE TO LAS VEGAS
PLAN AND PROFILE
SEGMENT 2, ALTERNATIVE C
STA. DX1 1750+00 TO DX1 1810+00
SHEET 27C

CADD FILENAME C121.dwg		
SIZE D	SCALE 1"=200'H; 1"=20'V	CONTRACT NO.
REV. B	SHEET NO. C127C	PAGE NO.

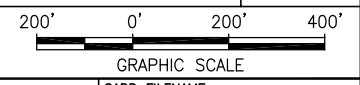
Jun13 10:23:23 AM L:\work\103156 - Desert Express Drawings\DESIGN\C121.dwg
 Feb 23, 2010 - 3:21pm L:\work\103156 - Desert Express Drawings\DESIGN\C121.dwg



PLAN



PROFILE



Jun13 2:24pm L:\work\103156 - Desert Express Drawings\DESIGN\DWG\C121.dwg
 Feb 23, 2010 - 3:24pm L:\work\103156 - Desert Express Drawings\DESIGN\DWG\C121.dwg

REV	DATE	BY	SUB	APP	DESCRIPTION

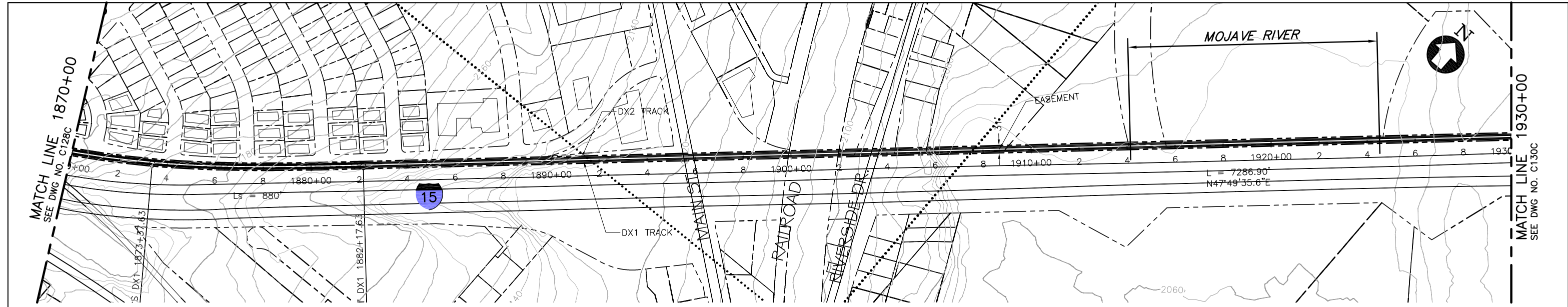
DESIGNED BY
T. LUNA
 DRAWN BY
L. DIFUNTORUM
 CHECKED BY
J. MAHER
 IN CHARGE
J. MAHER
 DATE
04JUN08

EARTH TECH | AECOM

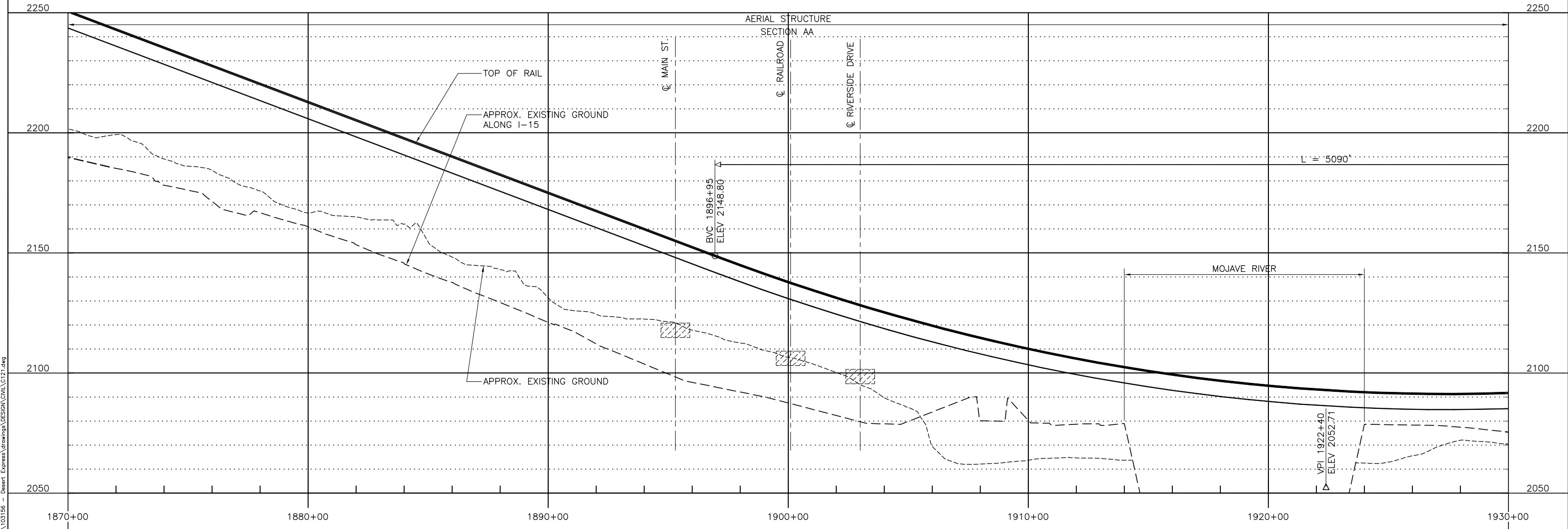
2101 Webster St., Suite 1000
 Oakland, CA 94612
 Phone: (510) 419-6000
 Fax: (510) 419-5355
 S-A-1-15

DESERT Xpress
VICTORVILLE TO LAS VEGAS
 PLAN AND PROFILE
 SEGMENT 2, ALTERNATIVE C
 STA. DX1 1810+00 TO DX1 1870+00
 SHEET 28C

CADD FILENAME C121.dwg		
SIZE D	SCALE 1"=200'H; 1"=20'V	CONTRACT NO.
REV. B	SHEET NO. C128C	PAGE NO.



PLAN



PROFILE

Jun13 2:25pm L:\work\103156 - Desert Express Drawings\DESIGN\DWG\C121.dwg
 Feb 23, 2010 - 3:25pm L:\work\103156 - Desert Express Drawings\DESIGN\DWG\C121.dwg

REV	DATE	BY	SUB	APP	DESCRIPTION

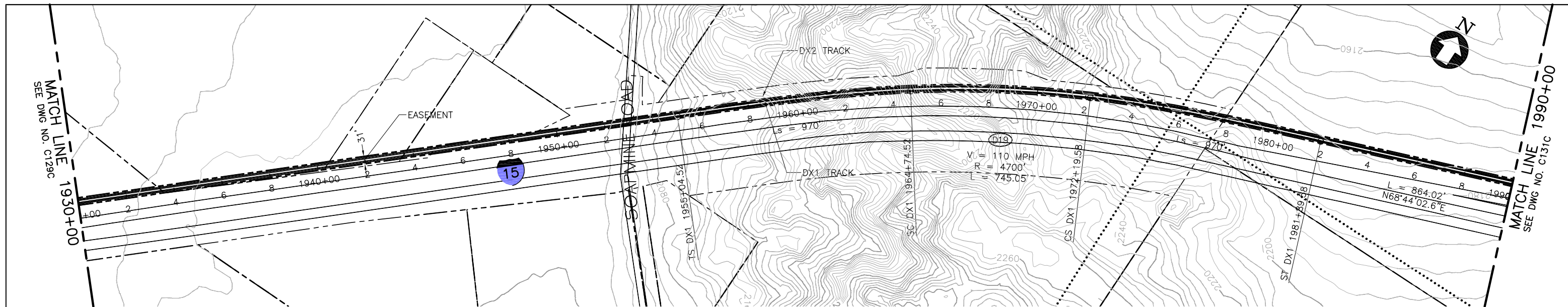
DESIGNED BY
T. LUNA
 DRAWN BY
L. DIFUNTORUM
 CHECKED BY
J. MAHER
 IN CHARGE
J. MAHER
 DATE
04JUN08

EARTH TECH | AECOM

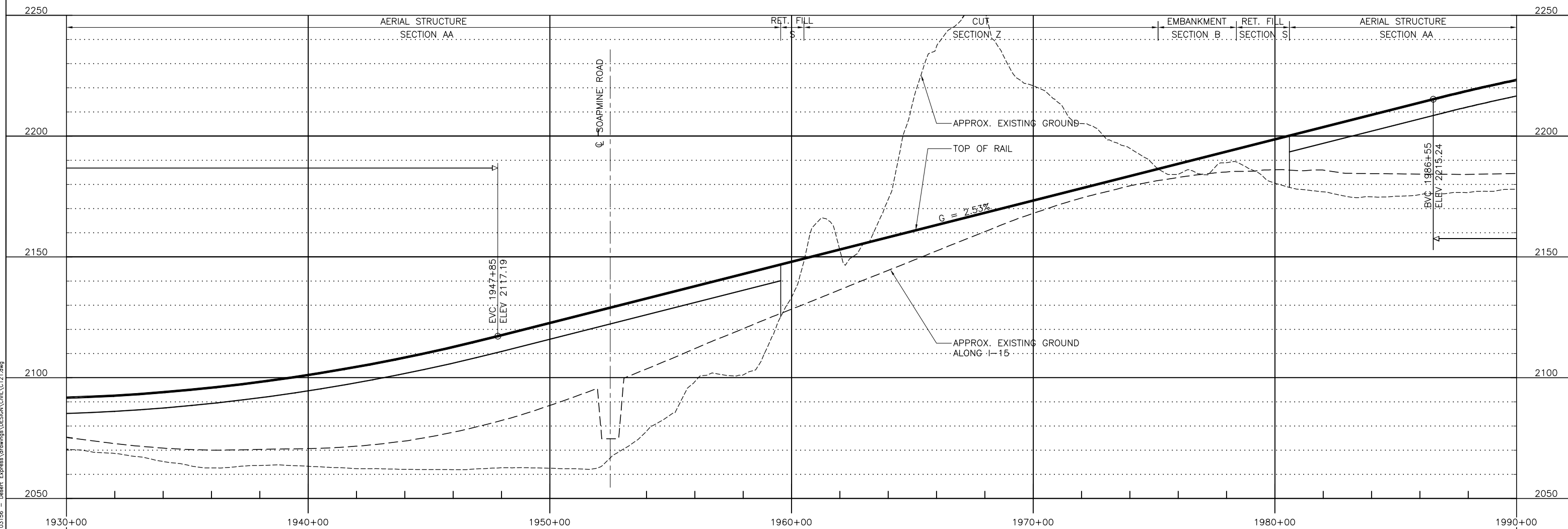
2101 Webster St., Suite 1000
 Oakland, CA 94612
 Phone: (510) 419-6000
 Fax: (510) 419-5355
 S-A-1-16

DESERT EXPRESS
 VICTORVILLE TO LAS VEGAS
 PLAN AND PROFILE
 SEGMENT 2, ALTERNATIVE C
 STA. DX1 1870+00 TO DX1 1930+00
 SHEET 29C

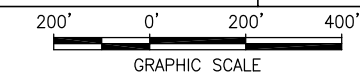
CADD FILENAME C121.dwg		
SIZE D	SCALE 1"=200'H; 1"=20'V	CONTRACT NO.
REV. B	SHEET NO. C129C	PAGE NO.



PLAN



PROFILE



REV	DATE	BY	SUB	APP	DESCRIPTION

DESIGNED BY
T. LUNA
DRAWN BY
L. DIFUNTORUM
CHECKED BY
J. MAHER
IN CHARGE
J. MAHER
DATE
04JUN08

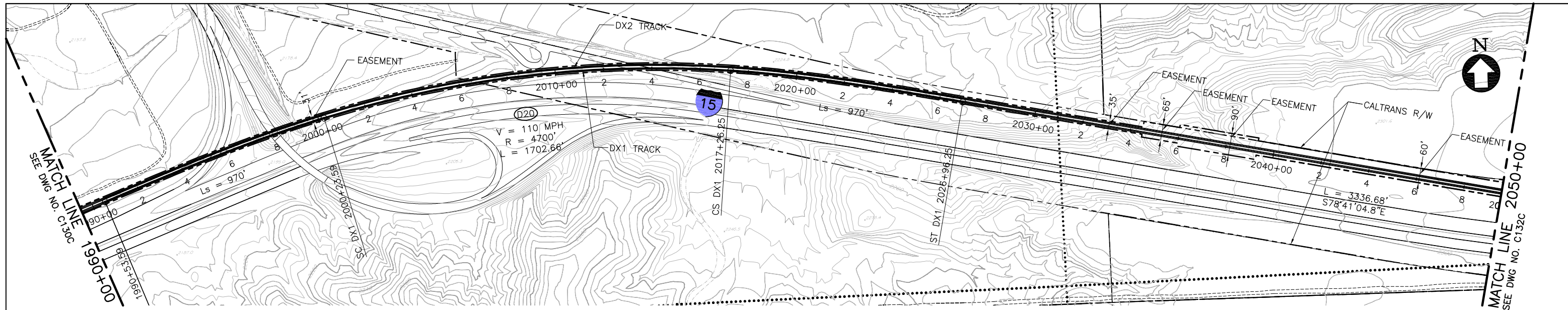
EARTH TECH | AECOM

2101 Webster St., Suite 1000
Oakland, CA 94612
Phone: (510) 419-6000
Fax: (510) 419-5355
S-A-1-17

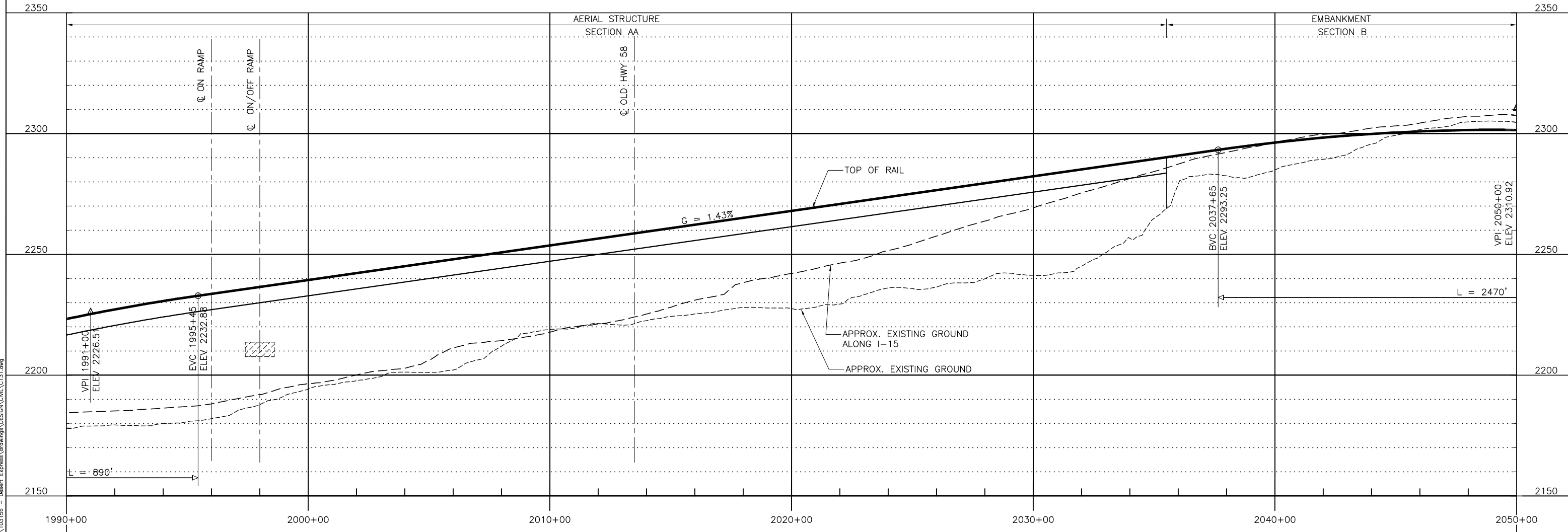
DESERTXPRESS
VICTORVILLE TO LAS VEGAS
PLAN AND PROFILE
SEGMENT 2, ALTERNATIVE C
STA. DX1 1930+00 TO DX1 1990+00
SHEET 30C

CADD FILENAME C121.dwg	
SIZE D	SCALE 1"=200'H; 1"=20'V
CONTRACT NO.	
REV. B	SHEET NO. C130C
PAGE NO.	

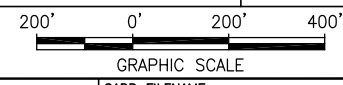
Jun18 Feb 23, 2010 3:25pm L:\work\103156 - Desert Express Drawings\DESIGN\DWG\C121.dwg



PLAN



PROFILE



Jun18 Feb 23 2010 3:35pm L:\work\103156 - Desert Express Drawings\DESIGN\DWG\C131.dwg
 L:\work\103156 - Desert Express Drawings\DESIGN\DWG\C131.dwg

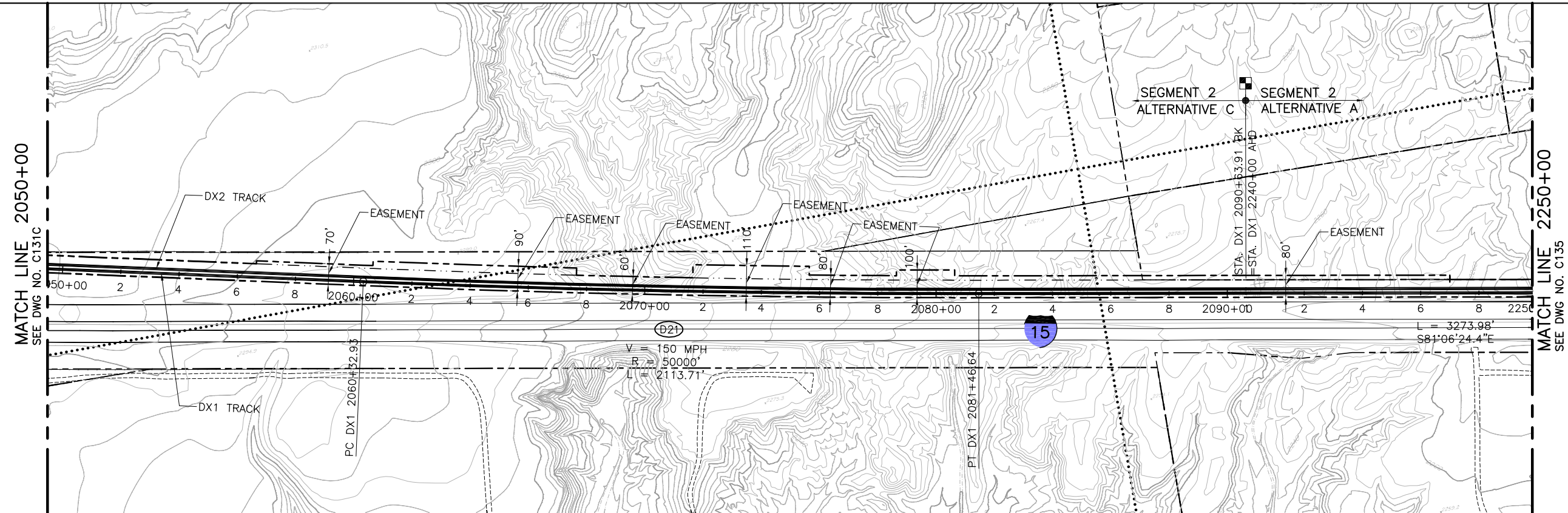
REV	DATE	BY	SUB	APP	DESCRIPTION

DESIGNED BY
T. LUNA
 DRAWN BY
L. DIFUNTORUM
 CHECKED BY
J. MAHER
 IN CHARGE
J. MAHER
 DATE
04JUN08

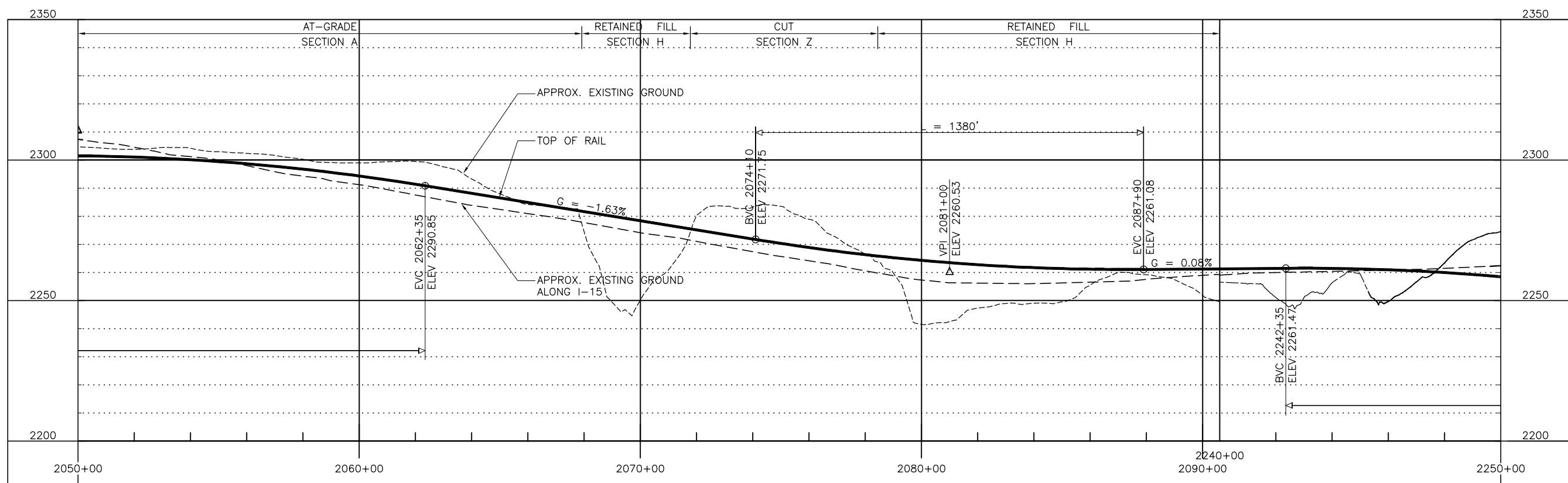
EARTH TECH | AECOM

2101 Webster St., Suite 1000
 Oakland, CA 94612
 Phone: (510) 419-6000
 Fax: (510) 419-5355
 S-A-1-18

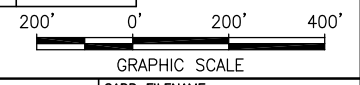
DESERT X PRESS VICTORVILLE TO LAS VEGAS PLAN AND PROFILE SEGMENT 2, ALTERNATIVE C STA. DX1 1990+00 TO DX1 2050+00 SHEET 31C			CADD FILENAME C131.dwg SIZE SCALE D 1"=200'H; 1"=20'V CONTRACT NO.
REV.	SHEET NO.	PAGE NO.	
B	C131C		



PLAN



PROFILE



Jun14 Feb 23, 2010 3:31pm L:\work\103156 - Desert Express Drawings\DESIGN\CWL\C131.dwg

REV	DATE	BY	SUB	APP	DESCRIPTION

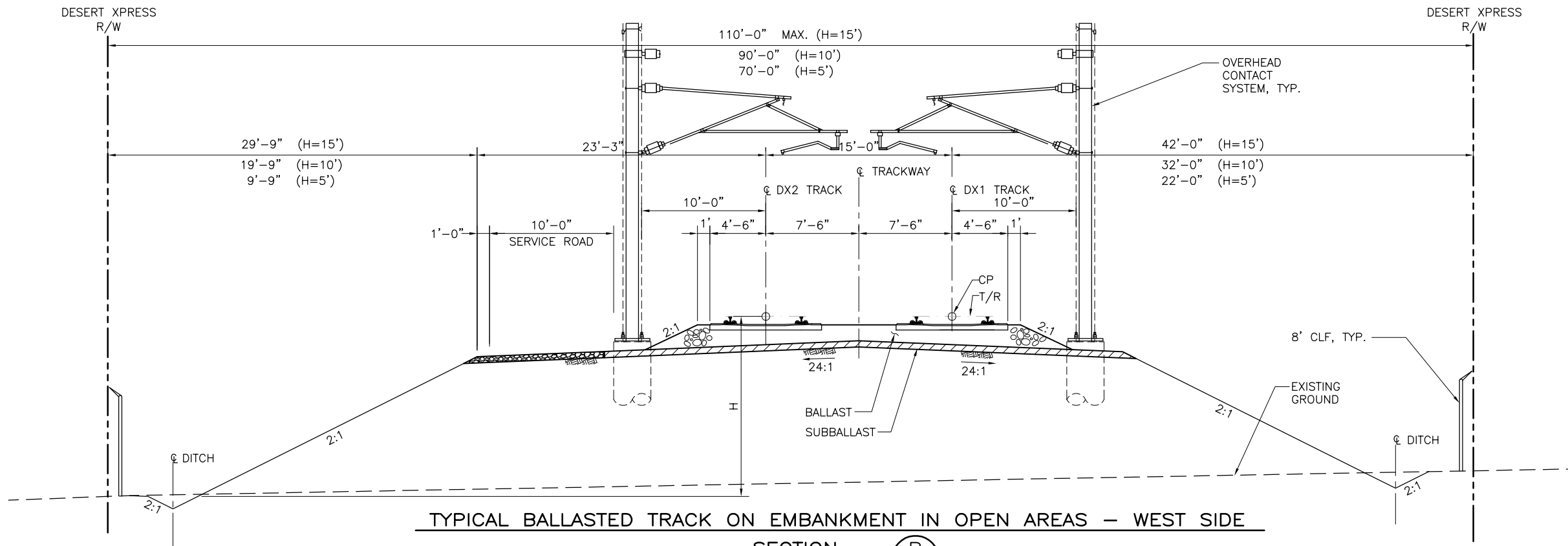
DESIGNED BY T. LUNA
DRAWN BY L. DIFUNTORUM
CHECKED BY J. MAHER
IN CHARGE J. MAHER
DATE 04JUN08

EARTH TECH | AECOM

2101 Webster St., Suite 1000
Oakland, CA 94612
Phone: (510) 419-6000
Fax: (510) 419-5355
S-A-1-19

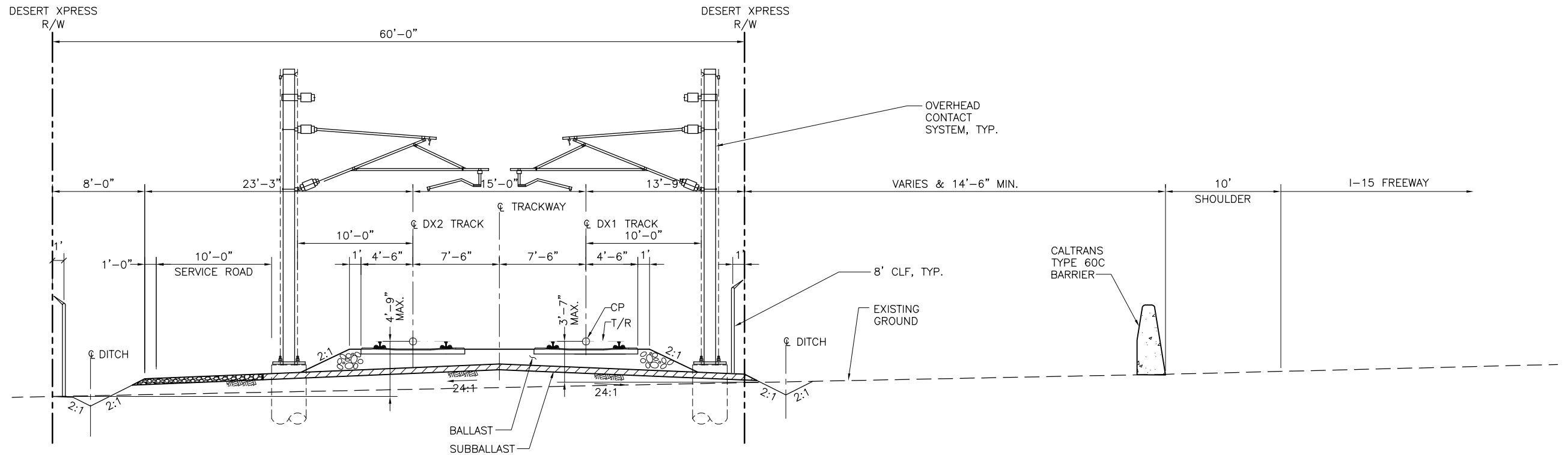
DESERTXPRESS
VICTORVILLE TO LAS VEGAS
PLAN AND PROFILE
SEGMENT 2, ALTERNATIVE C
STA. DX1 2050+00 TO DX1 2250+00
SHEET 32C

CADD FILENAME C131.dwg		
SIZE D	SCALE 1"=200'H; 1"=20'V	
CONTRACT NO.		
REV. B	SHEET NO. C132C	PAGE NO.



TYPICAL BALLASTED TRACK ON EMBANKMENT IN OPEN AREAS – WEST SIDE

SECTION B
SCALE: 1"=5'



TYPICAL BALLASTED TRACK AT-GRADE ALONG WEST SIDE OF I-15

SECTION A
SCALE: 1"=5'

Jun14 Feb 05, 2010 11:28am L:\work\103156 - Desert Express\Drawings\DESIGN\CIVIL\C501.dwg

REV	DATE	BY	SUB	APP	DESCRIPTION

DESIGNED BY
T. LUNA
 DRAWN BY
T. LUNA
 CHECKED BY
J. MAHER
 IN CHARGE
C. BARBER
 DATE
11AUG08

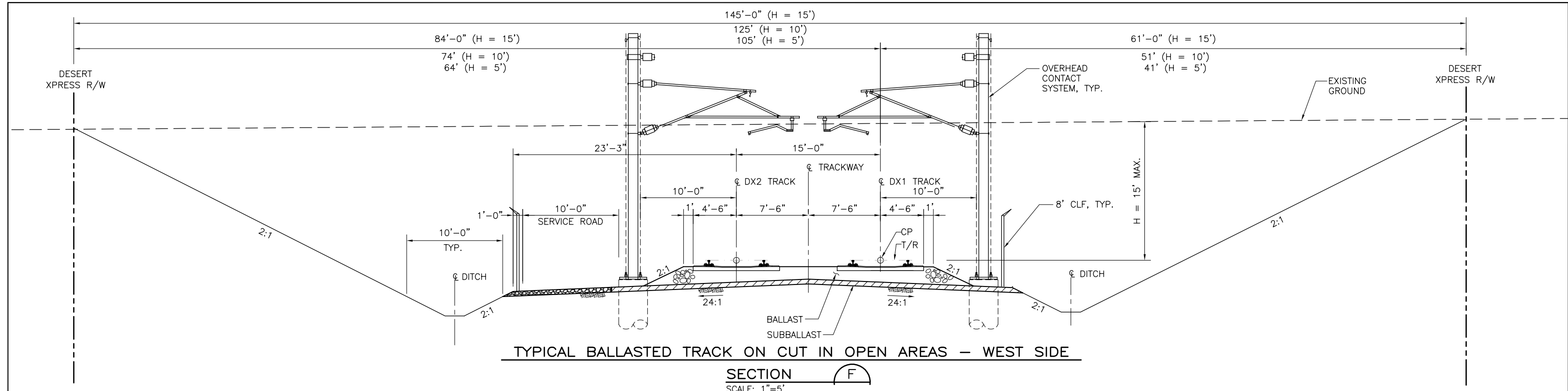
EARTH TECH | AECOM

2101 Webster St., Suite 1000
 Oakland, CA 94612
 Phone: (510) 419-6000
 Fax: (510) 419-5355
 S-A-1-20

DESERT XPRESS
 VICTORVILLE TO LAS VEGAS
 TYPICAL SECTIONS

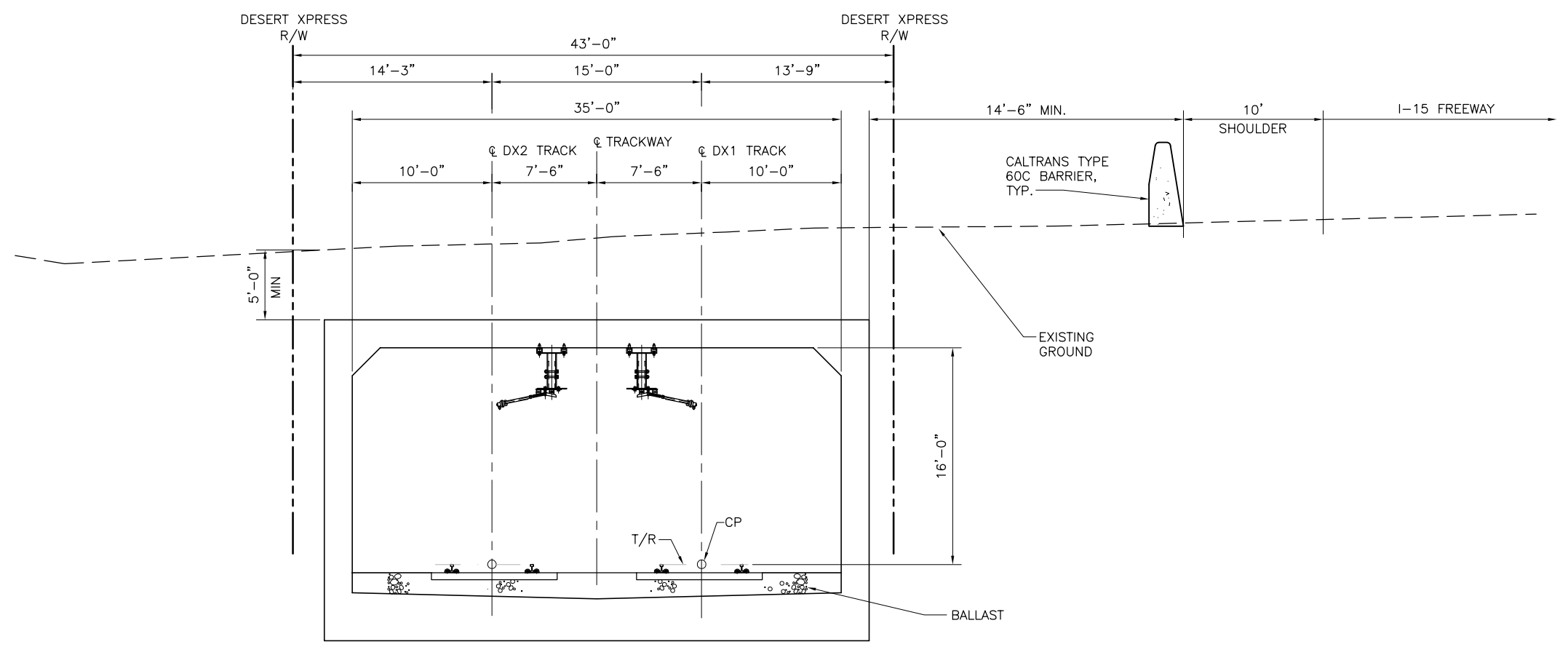
SHEET 1

CADD FILENAME C501.dwg		
SIZE D	SCALE 1"=5'-0"	
CONTRACT NO.		
REV. B	SHEET NO. C501	PAGE NO.



TYPICAL BALLASTED TRACK ON CUT IN OPEN AREAS - WEST SIDE

SECTION F
SCALE: 1"=5'



TYPICAL BALLASTED TRACK IN SUBWAY BOX

SECTION E
SCALE: 1"=5'

REV	DATE	BY	SUB	APP	DESCRIPTION

DESIGNED BY
T. LUNA
DRAWN BY
T. LUNA
CHECKED BY
J. MAHER
IN CHARGE
C. BARBER
DATE
11AUG08

EARTH TECH | AECOM

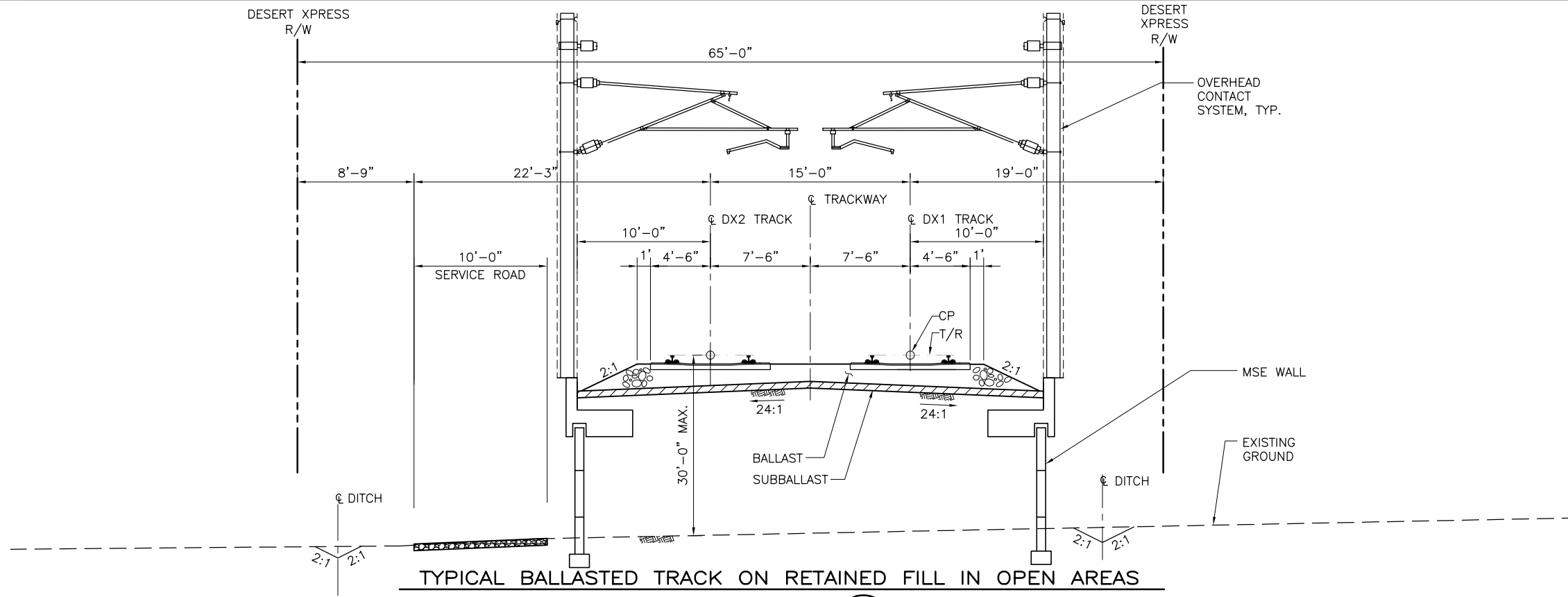
2101 Webster St., Suite 1000
Oakland, CA 94612
Phone: (510) 419-6000
Fax: (510) 419-5355
S-A-1-21

DESERT XPRESS
VICTORVILLE TO LAS VEGAS
TYPICAL SECTIONS

SHEET 3

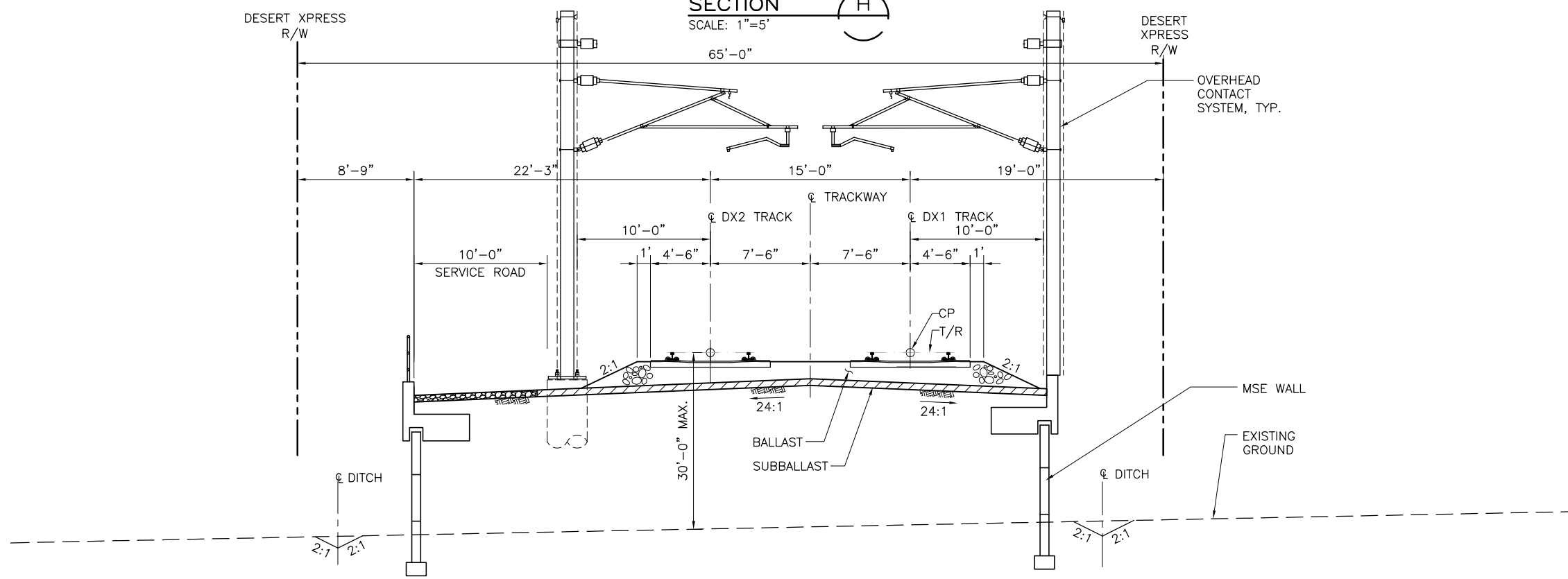
CADD FILENAME C503.dwg		
SIZE D	SCALE 1"=5'-0"	
CONTRACT NO.		
REV. B	SHEET NO. C503	PAGE NO.

Jun14 Feb 05, 2010 11:30am L:\work\103156 - Desert Express\Drawings\DESIGN\CIVIL\C503.dwg



TYPICAL BALLASTED TRACK ON RETAINED FILL IN OPEN AREAS

SECTION H
SCALE: 1"=5'



TYPICAL BALLASTED TRACK ON RETAINED FILL WITH SERVICE ROAD IN OPEN AREAS - WEST SIDE

SECTION G
SCALE: 1"=5'

Jun16 Feb 05, 2010 11:31am L:\work\103156 - Desert Express\Drawings\DESIGN\CIVIL\C504.dwg

REV	DATE	BY	SUB	APP	DESCRIPTION

DESIGNED BY T. LUNA
DRAWN BY T. LUNA
CHECKED BY J. MAHER
IN CHARGE C. BARBER
DATE 11AUG08

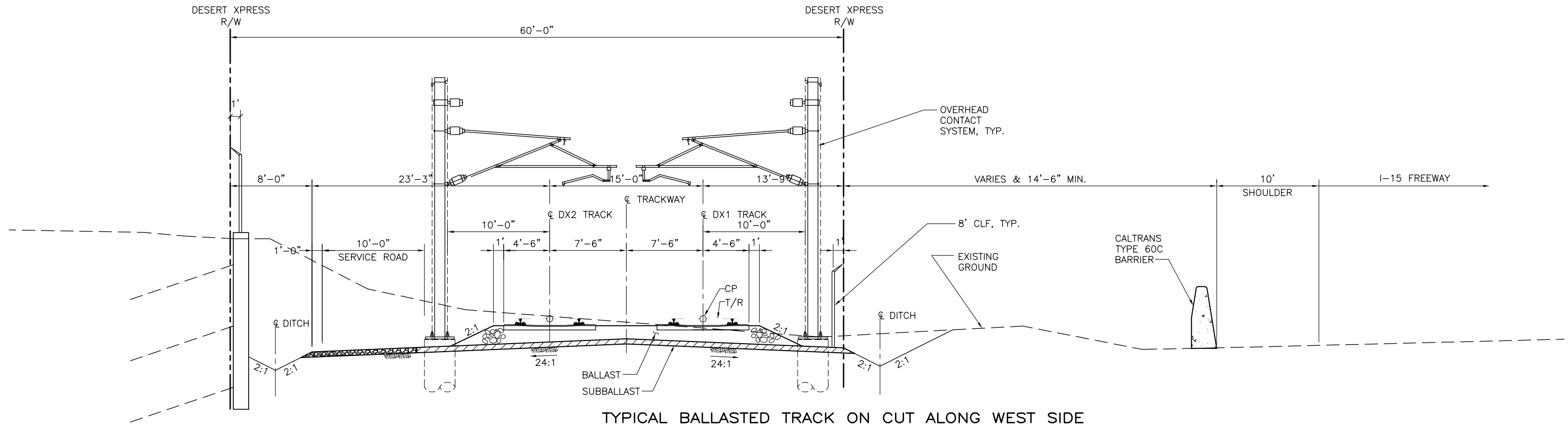
EARTH TECH | AECOM

2101 Webster St., Suite 1000
Oakland, CA 94612
Phone: (510) 419-6000
Fax: (510) 419-5355
S-A-1-22

DESERT XPRESS
VICTORVILLE TO LAS VEGAS
TYPICAL SECTIONS

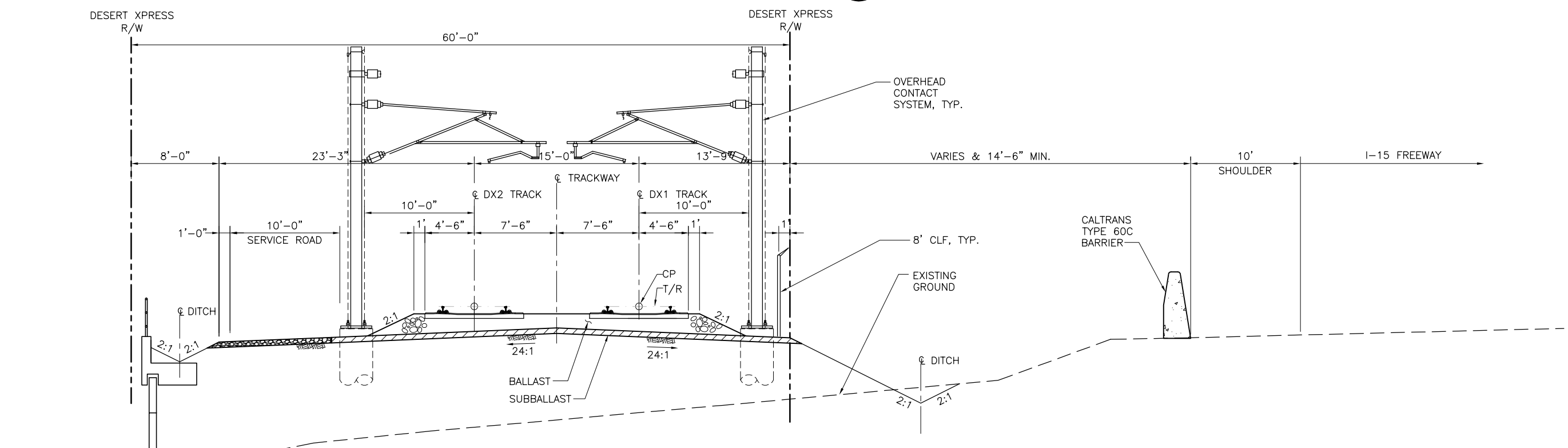
SHEET 4

CADD FILENAME C504.dwg		
SIZE D	SCALE 1"=5'-0"	
CONTRACT NO.		
REV. B	SHEET NO. C504	PAGE NO.



TYPICAL BALLASTED TRACK ON CUT ALONG WEST SIDE

SECTION J
SCALE: 1"=5'



TYPICAL BALLASTED TRACK ON EMBANKMENT ALONG WEST SIDE

SECTION I
SCALE: 1"=5'

Jun14 Feb 05, 2010 11:31am L:\work\103156 - Desert Express\Drawings\DESIGN\CIVIL\C505.dwg

REV	DATE	BY	SUB	APP	DESCRIPTION

DESIGNED BY
T. LUNA
 DRAWN BY
T. LUNA
 CHECKED BY
J. MAHER
 IN CHARGE
C. BARBER
 DATE
19SEP08

EARTH TECH | AECOM

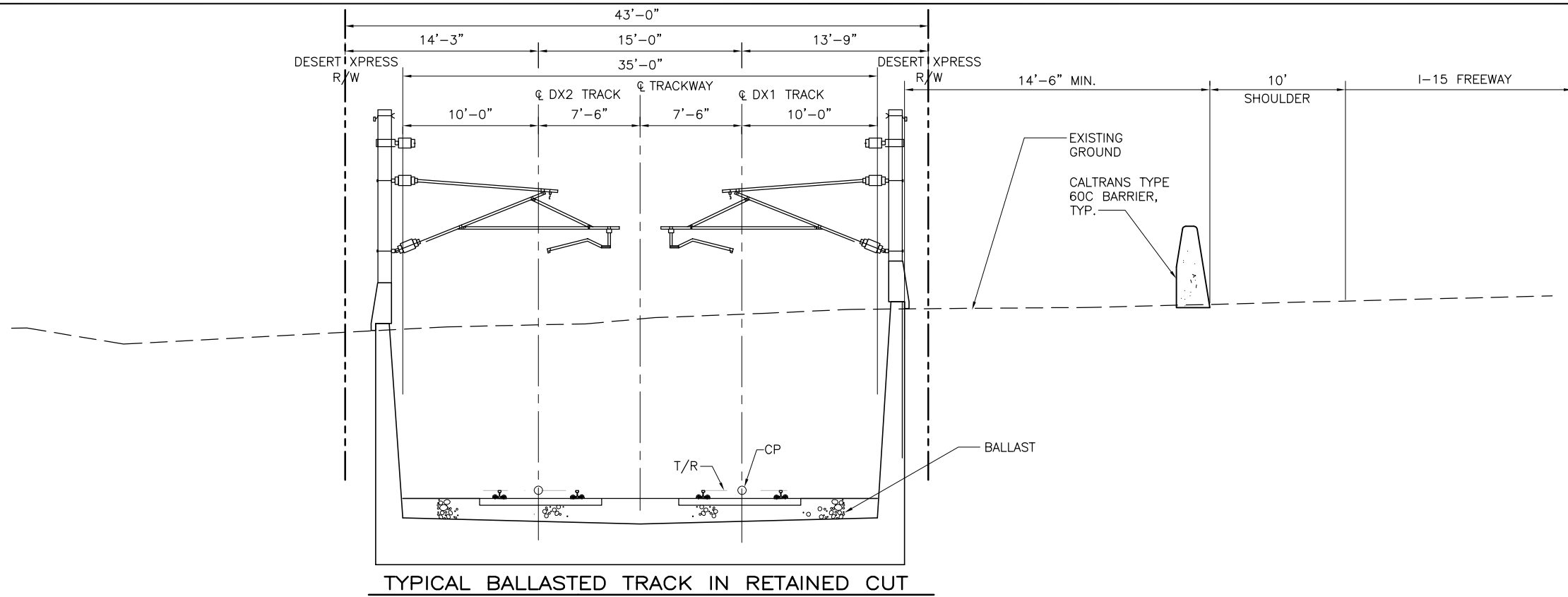
2101 Webster St., Suite 1000
 Oakland, CA 94612
 Phone: (510) 419-6000
 Fax: (510) 419-5355
 S-A-1-23

DESERT Xpress
 VICTORVILLE TO LAS VEGAS
 TYPICAL SECTIONS

SHEET 5

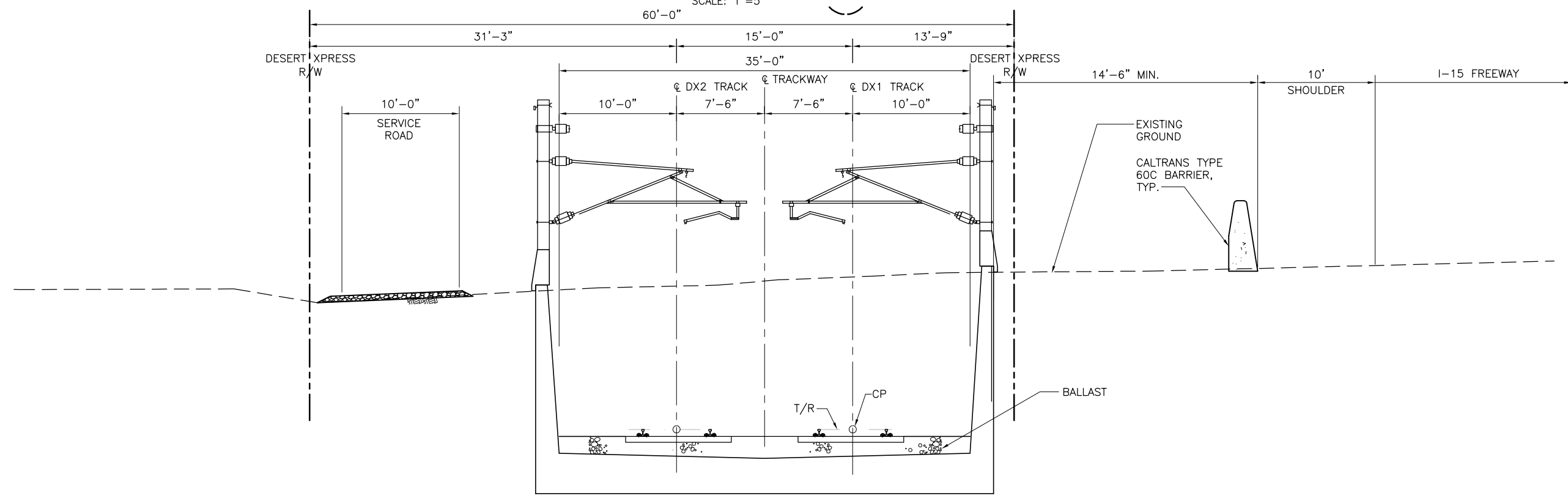
CADD FILENAME C505.dwg		
SIZE D	SCALE 1"=5'-0"	
CONTRACT NO.		
REV. B	SHEET NO. C505	PAGE NO.

Jun 05, 2010 11:32am L:\work\103156 - Desert Express\Drawings\DESIGN\CIVIL\C506.dwg



TYPICAL BALLASTED TRACK IN RETAINED CUT

SECTION K1
SCALE: 1"=5'



TYPICAL BALLASTED TRACK IN RETAINED CUT

SECTION K
SCALE: 1"=5'

REV	DATE	BY	SUB	APP	DESCRIPTION

DESIGNED BY
T. LUNA
 DRAWN BY
T. LUNA
 CHECKED BY
J. MAHER
 IN CHARGE
C. BARBER
 DATE
19SEP08

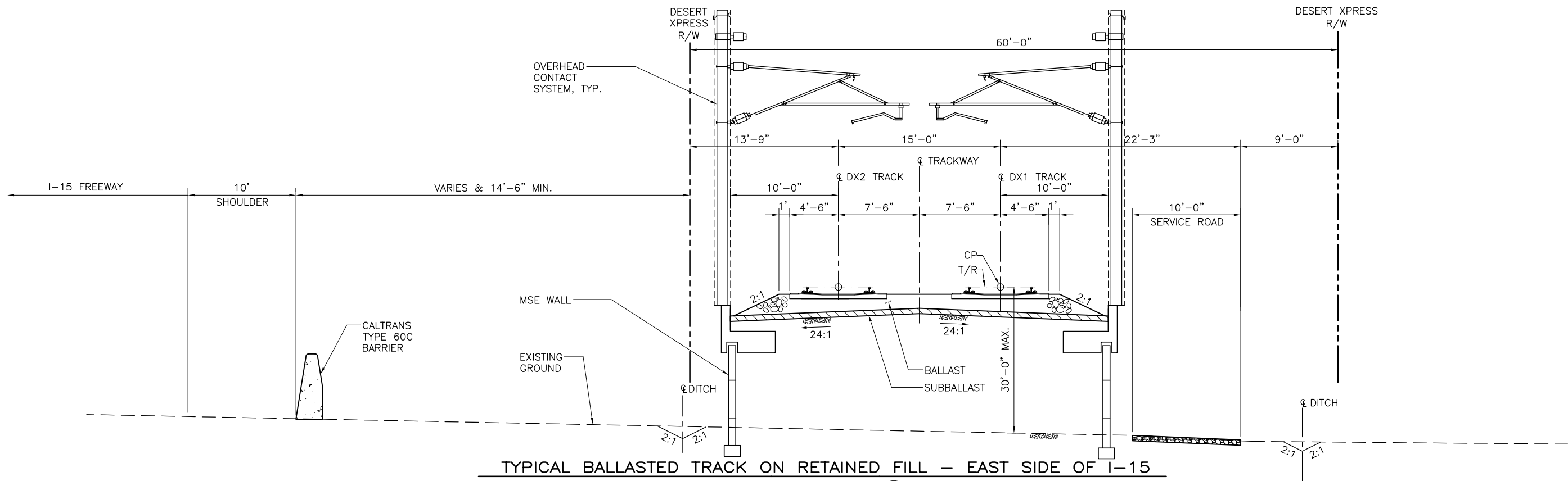
EARTH TECH | AECOM

2101 Webster St., Suite 1000
 Oakland, CA 94612
 Phone: (510) 419-6000
 Fax: (510) 419-5355
 S-A-1-24

DESERT X PRESS
 VICTORVILLE TO LAS VEGAS
 TYPICAL SECTIONS

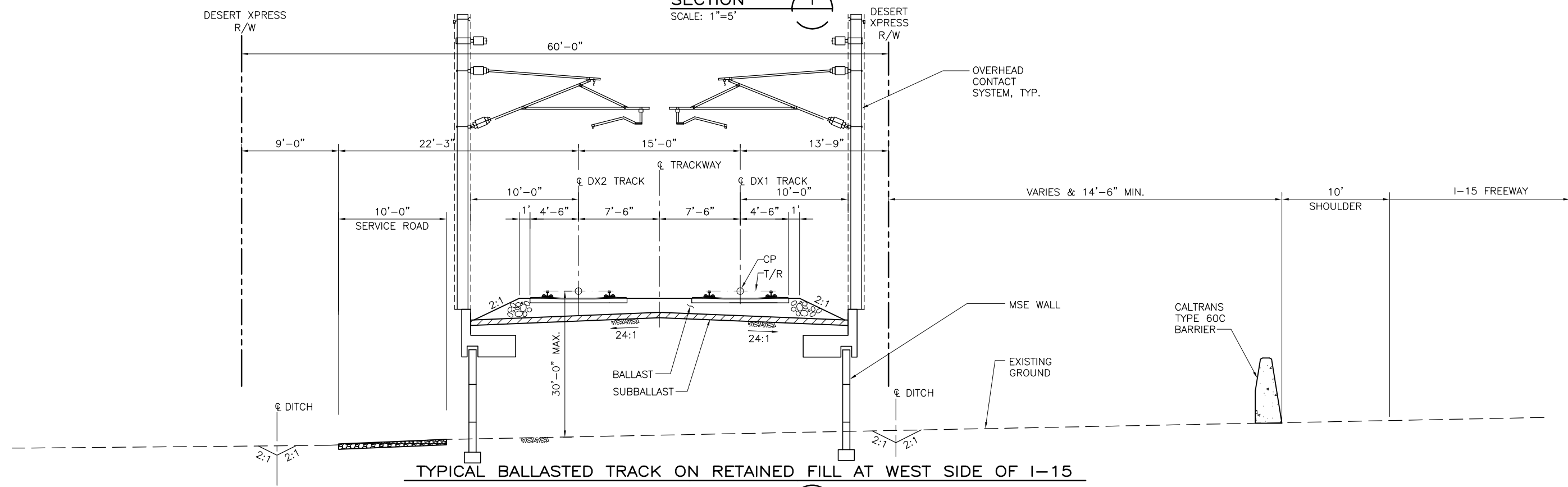
SHEET 6

CADD FILENAME C506.dwg		
SIZE D	SCALE 1"=5'-0"	
CONTRACT NO.		
REV. B	SHEET NO. C506	PAGE NO.



TYPICAL BALLASTED TRACK ON RETAINED FILL – EAST SIDE OF I-15

SECTION T
SCALE: 1"=5'



TYPICAL BALLASTED TRACK ON RETAINED FILL AT WEST SIDE OF I-15

SECTION S
SCALE: 1"=5'

Jun14 Feb 05, 2010 11:34am L:\work\103156 - Desert Express\Drawings\DESIGN\Civil\C511.dwg

REV	DATE	BY	SUB	APP	DESCRIPTION

DESIGNED BY T. LUNA
DRAWN BY T. LUNA
CHECKED BY J. MAHER
IN CHARGE C. BARBER
DATE 19SEP08

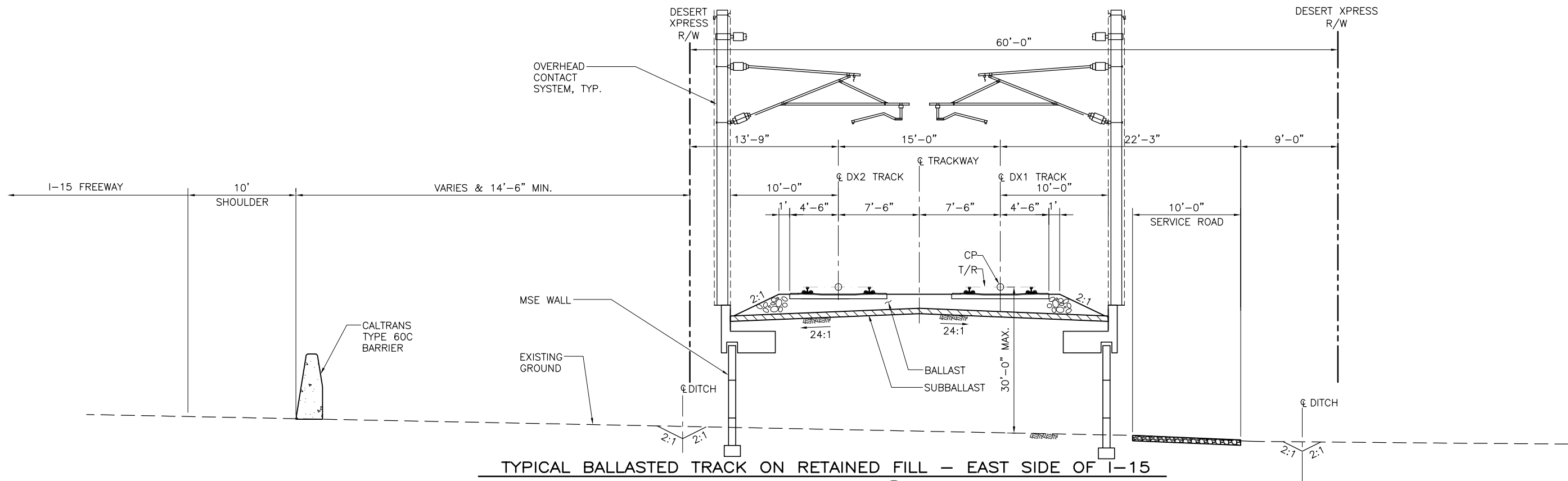
EARTH TECH | AECOM

2101 Webster St., Suite 1000
Oakland, CA 94612
Phone: (510) 419-6000
Fax: (510) 419-5355
S-A-1-25

DESERT Xpress
VICTORVILLE TO LAS VEGAS
TYPICAL SECTIONS

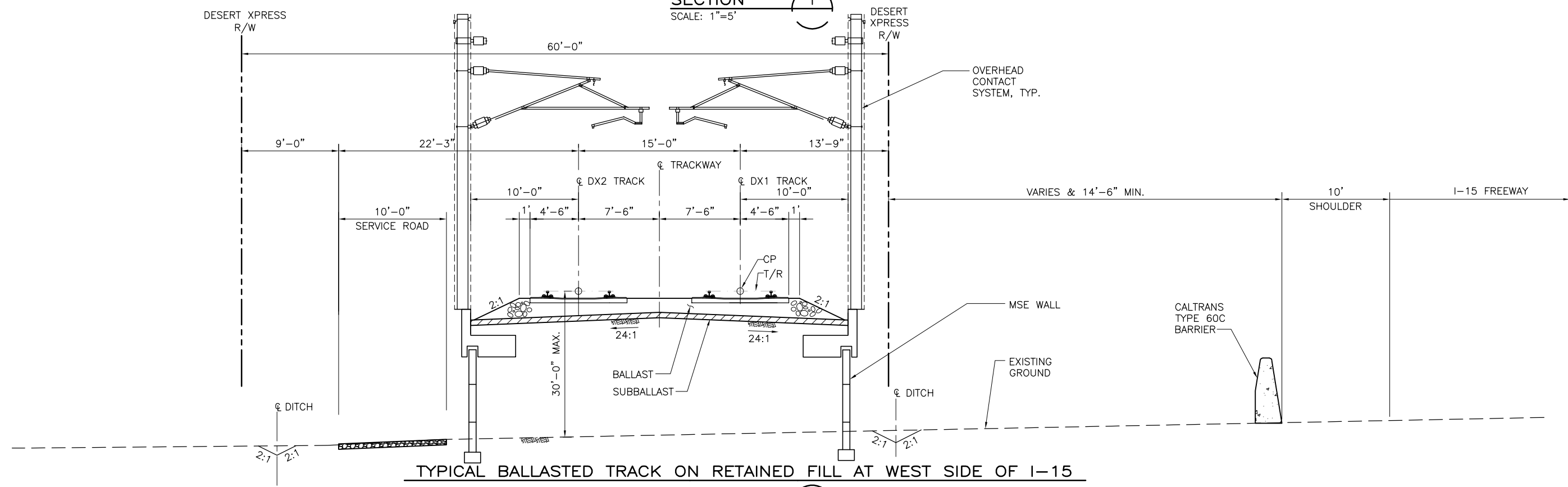
SHEET 11

CADD FILENAME C511.dwg		
SIZE D	SCALE 1"=5'-0"	
CONTRACT NO.		
REV. B	SHEET NO. C511	PAGE NO.



TYPICAL BALLASTED TRACK ON RETAINED FILL – EAST SIDE OF I-15

SECTION T
SCALE: 1"=5'



TYPICAL BALLASTED TRACK ON RETAINED FILL AT WEST SIDE OF I-15

SECTION S
SCALE: 1"=5'

Jun14 Feb 05, 2010 11:34am L:\work\103156 - Desert Express\Drawings\DESIGN\Civil\C511.dwg

REV	DATE	BY	SUB	APP	DESCRIPTION

DESIGNED BY T. LUNA
DRAWN BY T. LUNA
CHECKED BY J. MAHER
IN CHARGE C. BARBER
DATE 19SEP08

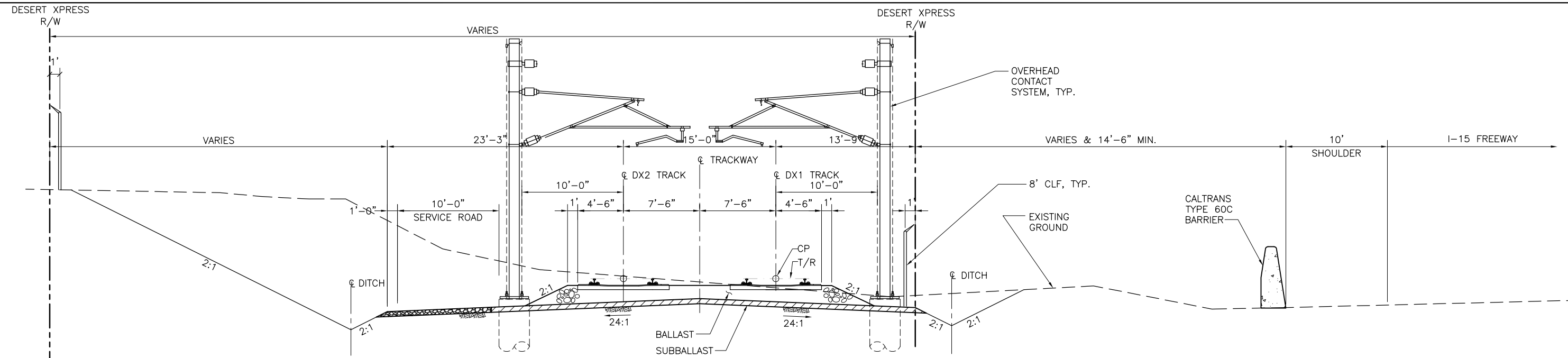
EARTH TECH | AECOM

2101 Webster St., Suite 1000
Oakland, CA 94612
Phone: (510) 419-6000
Fax: (510) 419-5355
S-A-1-26

DESERT Xpress
VICTORVILLE TO LAS VEGAS
TYPICAL SECTIONS

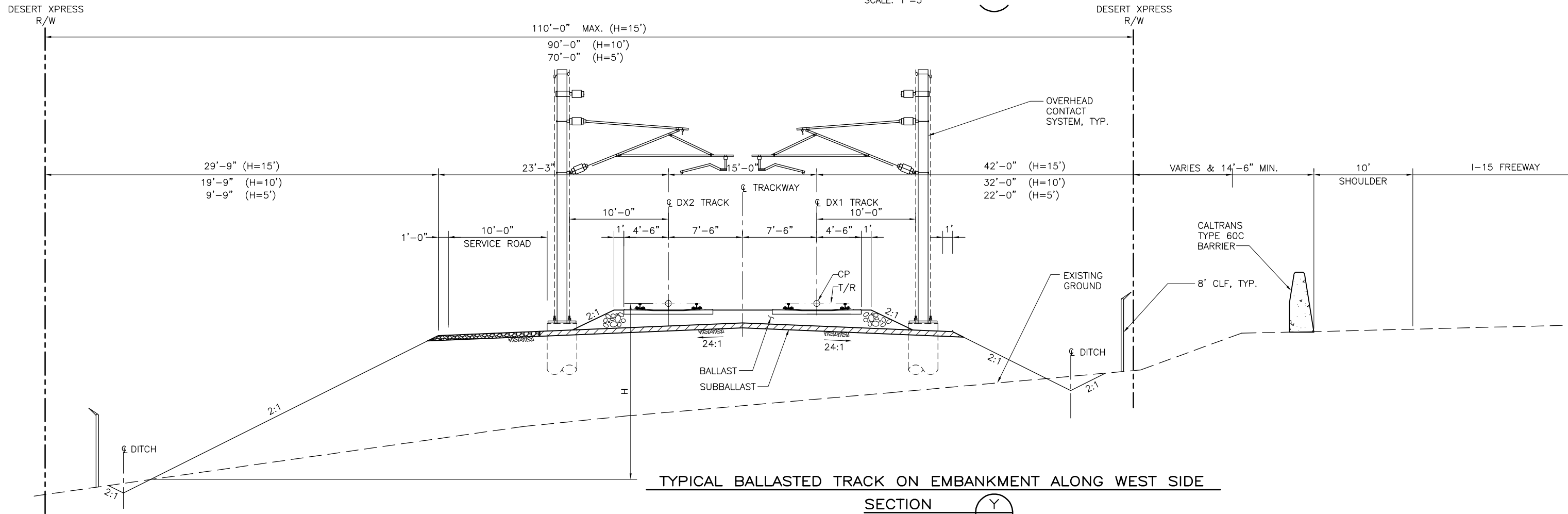
SHEET 11

CADD FILENAME C511.dwg		
SIZE D	SCALE 1"=5'-0"	
CONTRACT NO.		
REV. B	SHEET NO. C511	PAGE NO.



TYPICAL BALLASTED TRACK ON CUT ALONG WEST SIDE

SECTION Z
SCALE: 1"=5'



TYPICAL BALLASTED TRACK ON EMBANKMENT ALONG WEST SIDE

SECTION Y
SCALE: 1"=5'

Jun12 Feb 05, 2010 11:27am L:\work\103156 - Desert Express\Drawings\DESIGN\CIVIL\C517.dwg

REV	DATE	BY	SUB	APP	DESCRIPTION

DESIGNED BY T. LUNA
DRAWN BY T. LUNA
CHECKED BY J. MAHER
IN CHARGE J. MAHER
DATE 11DEC09

EARTH TECH | AECOM

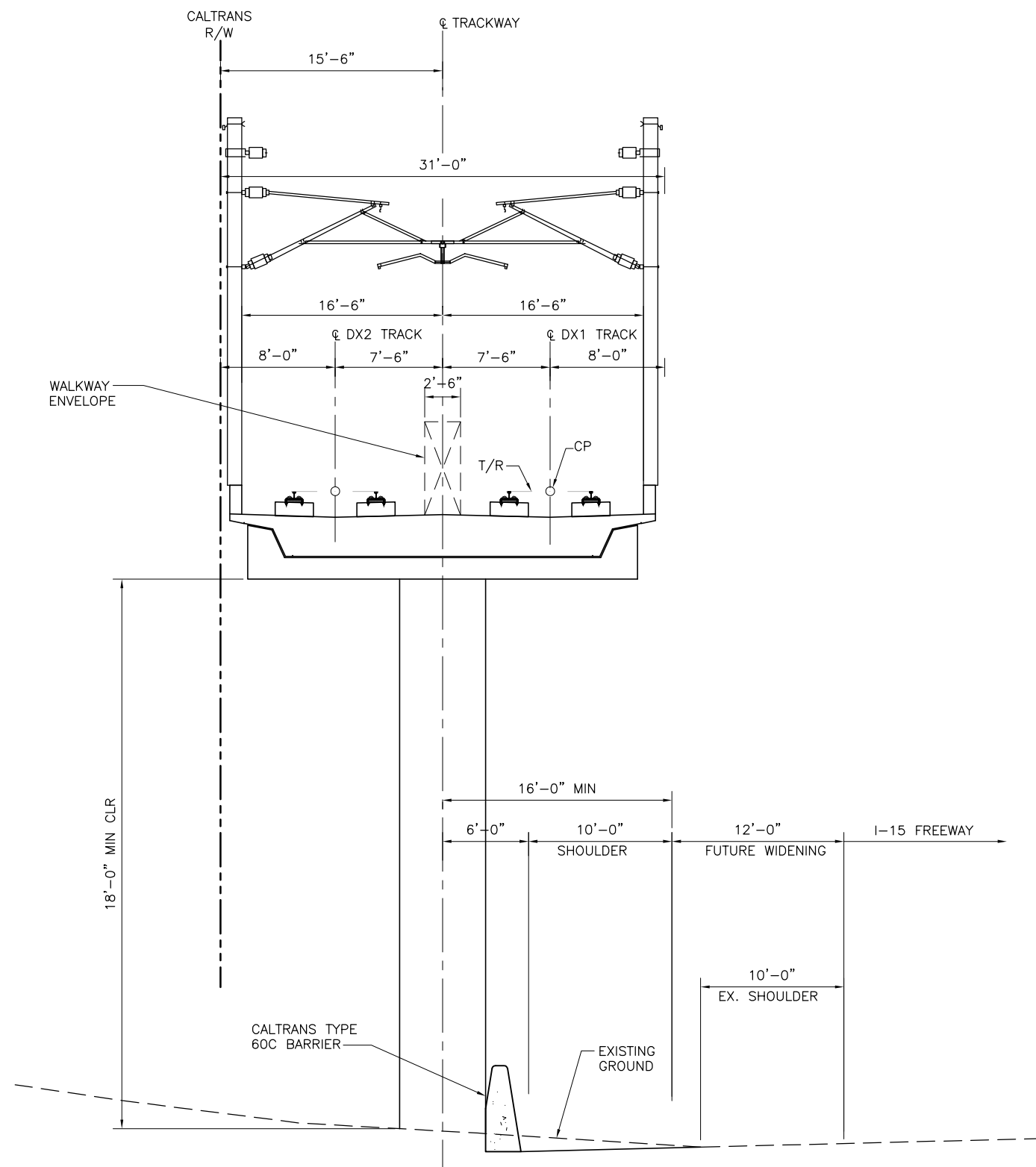
2101 Webster St., Suite 1000
Oakland, CA 94612
Phone: (510) 419-6000
Fax: (510) 419-5355
S-A-1-27

DESERT XPRESS
VICTORVILLE TO LAS VEGAS
TYPICAL SECTIONS

SHEET 17

CADD FILENAME C517.dwg		
SIZE D	SCALE 1"=5'-0"	
CONTRACT NO.		
REV. A	SHEET NO. C517	PAGE NO.

Jun10 - Feb 19, 2010 - 3:42pm L:\work\103156 - Desert Express\Drawings\DESIGN\Civil\0518.dwg



TYPICAL DIRECT FIXATION TRACK ON AERIAL STRUCTURE

SECTION AA
SCALE: 1"=5'

REV	DATE	BY	SUB	APP	DESCRIPTION

DESIGNED BY
T. LUNA
 DRAWN BY
T. LUNA
 CHECKED BY
J. MAHER
 IN CHARGE
J. MAHER
 DATE
17FEB10

EARTH TECH | AECOM

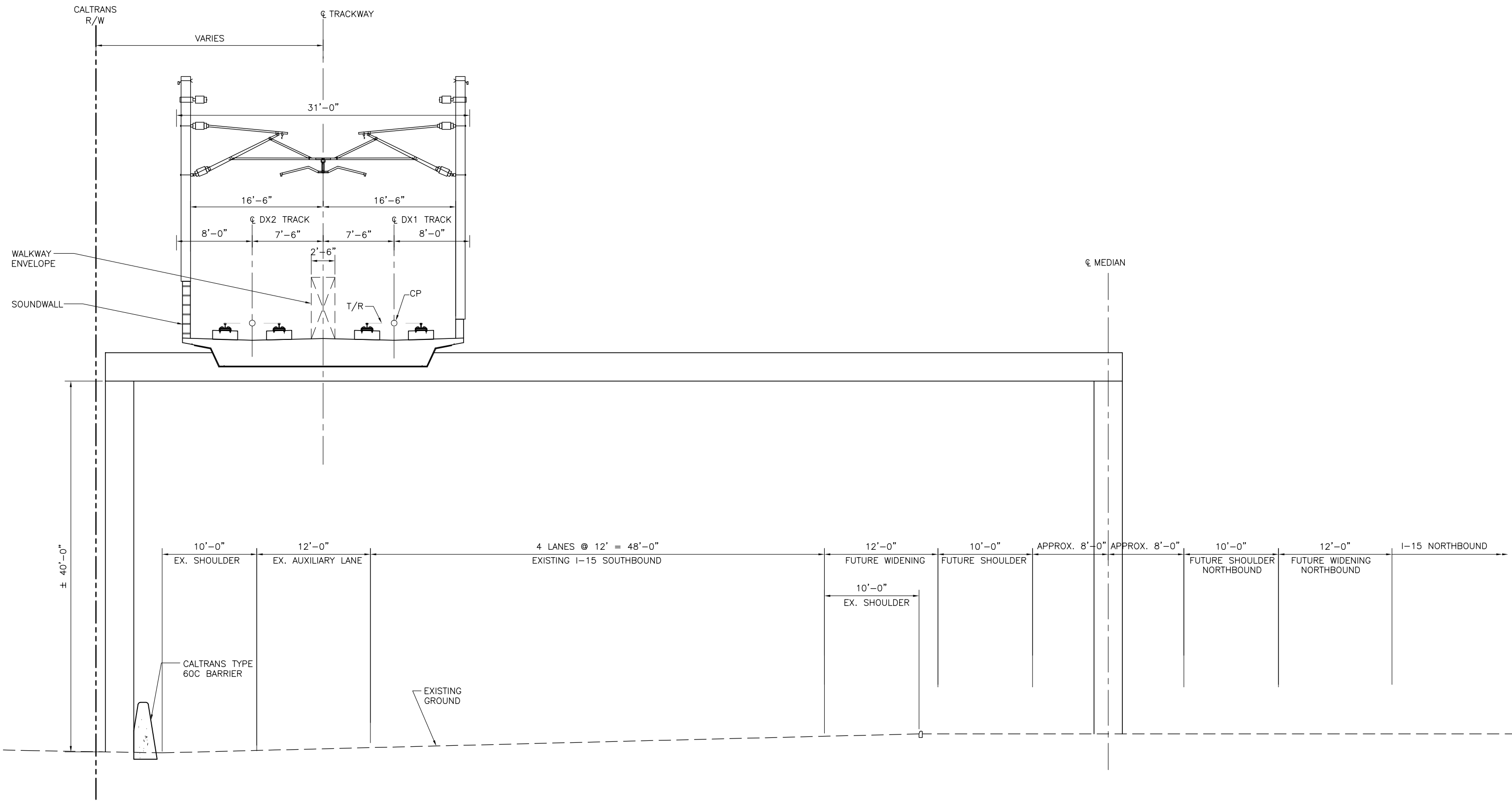
2101 Webster St., Suite 1000
 Oakland, CA 94612
 Phone: (510) 419-6000
 Fax: (510) 419-5355
 S-A-1-28

DESERT X PRESS
 VICTORVILLE TO LAS VEGAS
 TYPICAL SECTIONS

SHEET 18

CADD FILENAME C518.dwg		
SIZE D	SCALE 1"=5'-0"	
CONTRACT NO.		
REV. A	SHEET NO. C518	PAGE NO.

Jun12 Feb 19, 2010 2:02pm L:\work\103158 - Desert Express Drawings\DESIGN\Civil\0519.dwg



TYPICAL DIRECT FIXATION TRACK ON AERIAL STRUCTURE

SECTION AB
 SCALE: 1"=5'

REV	DATE	BY	SUB	APP	DESCRIPTION

DESIGNED BY
 T. LUNA
 DRAWN BY
 T. LUNA
 CHECKED BY
 J. MAHER
 IN CHARGE
 J. MAHER
 DATE
 17FEB10

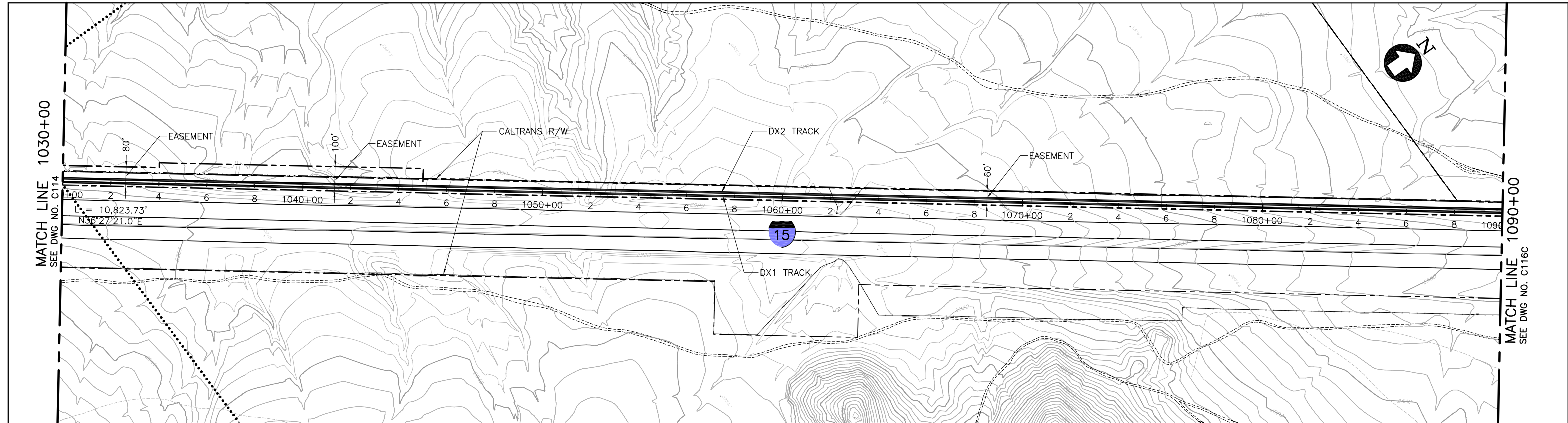
EARTH TECH | AECOM

2101 Webster St., Suite 1000
 Oakland, CA 94612
 Phone: (510) 419-6000
 Fax: (510) 419-5355
 S-A-1-29

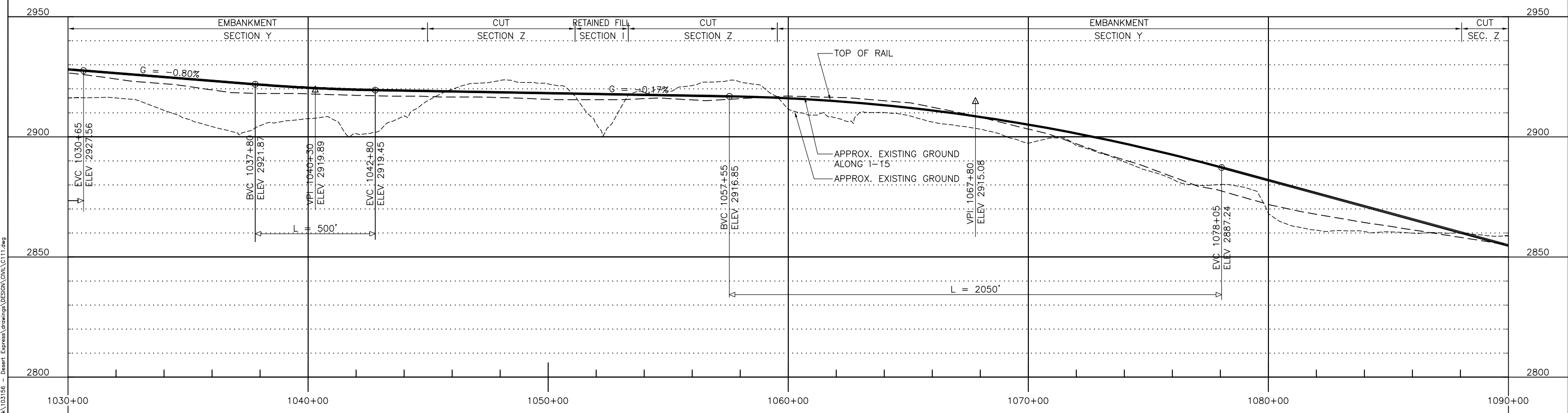
DESERTXPRESS
 VICTORVILLE TO LAS VEGAS
 TYPICAL SECTIONS

SHEET 19

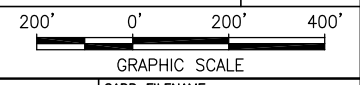
CADD FILENAME C519.dwg		
SIZE D	SCALE 1"=5'-0"	
CONTRACT NO.		
REV. A	SHEET NO. C519	PAGE NO.



PLAN



PROFILE



REV	DATE	BY	SUB	APP	DESCRIPTION

DESIGNED BY
T. LUNA
DRAWN BY
L. DIFUNTORUM
CHECKED BY
J. MAHER
IN CHARGE
J. MAHER
DATE
04JUN08

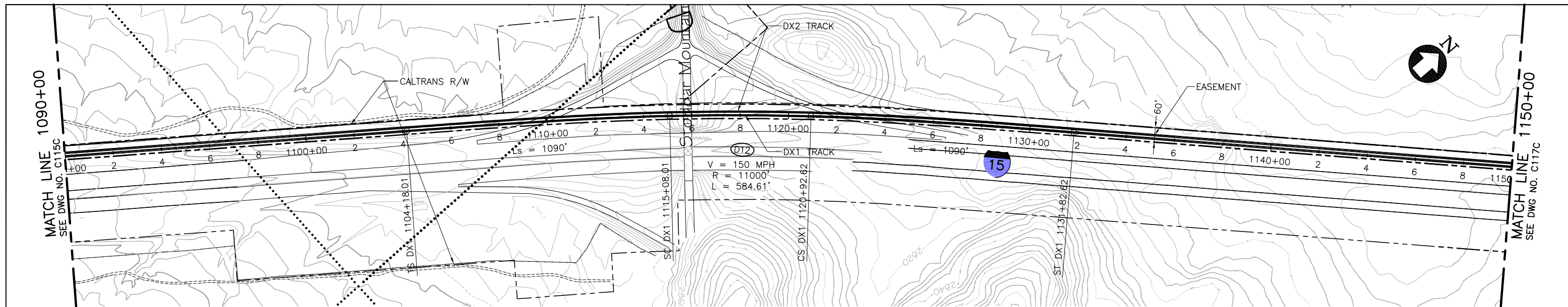
EARTH TECH | AECOM

2101 Webster St., Suite 1000
Oakland, CA 94612
Phone: (510) 419-6000
Fax: (510) 419-5355
S-A-1-30

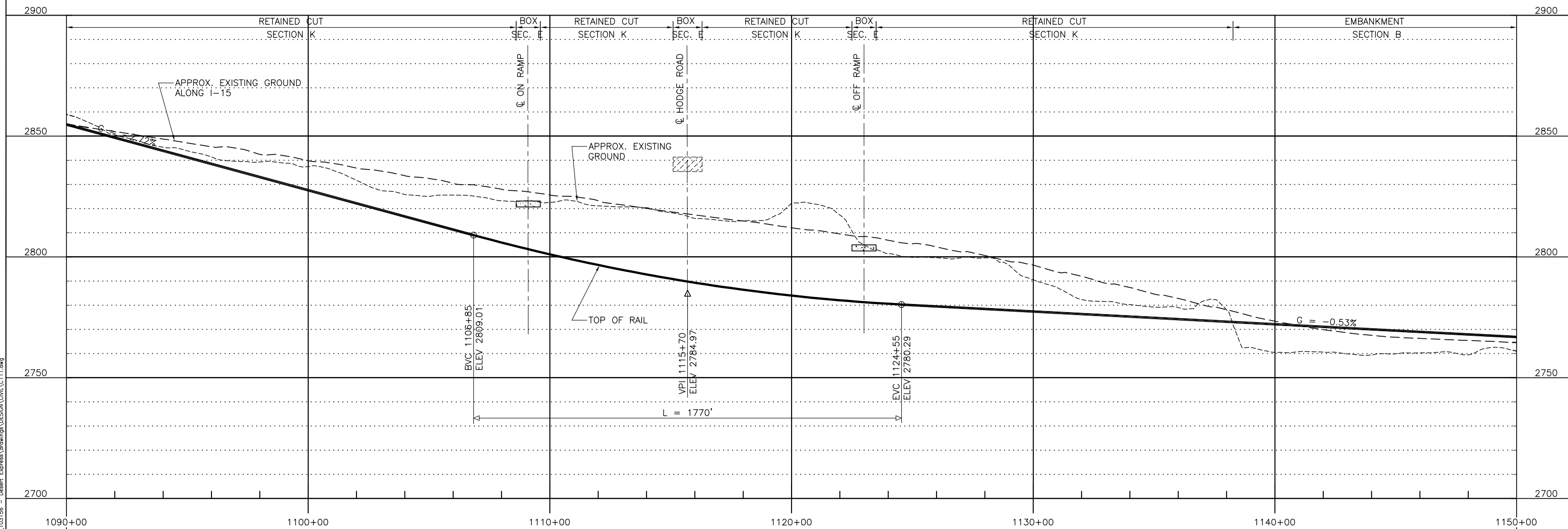
DESERTXPRESS
VICTORVILLE TO LAS VEGAS
PLAN AND PROFILE
SEGMENT 1, ALTERNATIVE C
STA. DX1 1030+00 TO DX1 1090+00
SHEET 15C

CADD FILENAME C111.dwg		
SIZE D	SCALE 1"=200'H; 1"=20'V	CONTRACT NO.
REV. B	SHEET NO. C115C	PAGE NO.

Jun17 11:56am L:\work\103156 - Desert Express\Drawings\DESIGN\Civil\C111.dwg
 Feb 17, 2010 - 11:56am L:\work\103156 - Desert Express\Drawings\DESIGN\Civil\C111.dwg



PLAN



PROFILE



Jun17, 2010 10:45pm L:\work\103156 - Desert Express\Drawings\DESIGN\Civil\C111.dwg
 C:\Program Files\Autodesk\AutoCAD 2010\bin\acad.exe

REV	DATE	BY	SUB	APP	DESCRIPTION

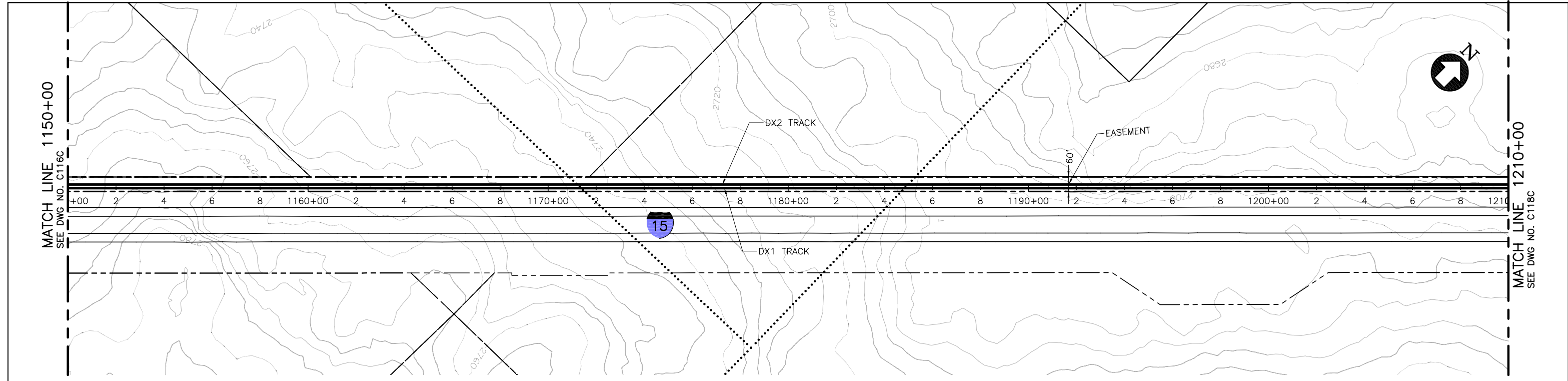
DESIGNED BY
T. LUNA
 DRAWN BY
L. DIFUNTORUM
 CHECKED BY
J. MAHER
 IN CHARGE
J. MAHER
 DATE
04JUN08

EARTH TECH | AECOM

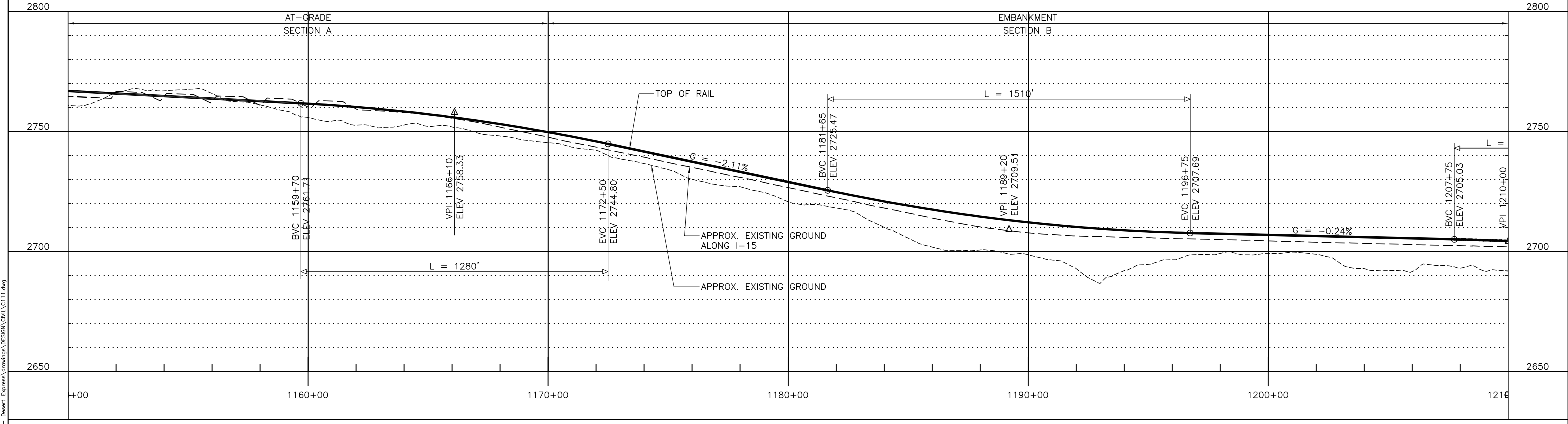
2101 Webster St., Suite 1000
 Oakland, CA 94612
 Phone: (510) 419-6000
 Fax: (510) 419-5355
 S-A-1-31

DESERT Xpress
VICTORVILLE TO LAS VEGAS
 PLAN AND PROFILE
 SEGMENT 1, ALTERNATIVE C
 STA. DX1 1090+00 TO DX1 1150+00
 SHEET 16C

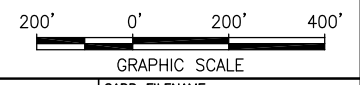
CADD FILENAME C111.dwg		
SIZE D	SCALE 1"=200'H; 1"=20'V	
CONTRACT NO.		
REV. B	SHEET NO. C116C	PAGE NO.



PLAN



PROFILE



REV	DATE	BY	SUB	APP	DESCRIPTION

DESIGNED BY
T. LUNA
DRAWN BY
L. DIFUNTORUM
CHECKED BY
J. MAHER
IN CHARGE
C. BARBER
DATE
04JUN08

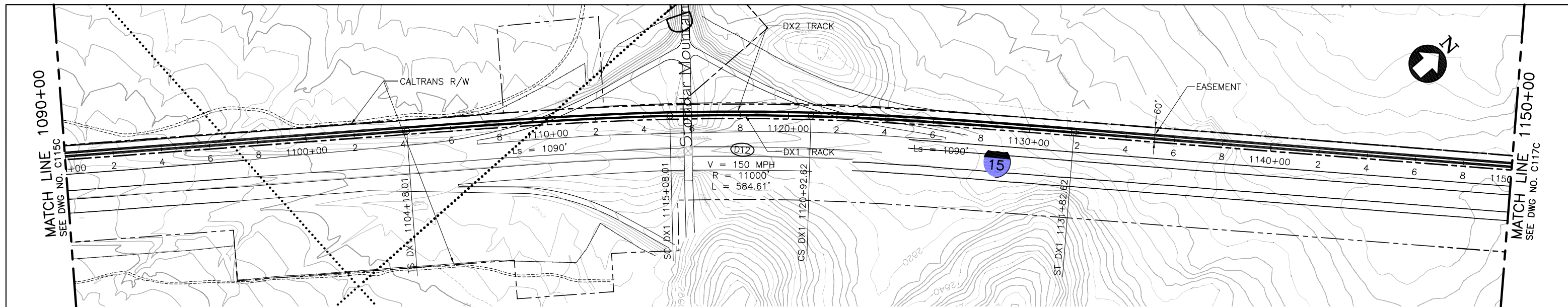
EARTH TECH | AECOM

2101 Webster St., Suite 1000
Oakland, CA 94612
Phone: (510) 419-6000
Fax: (510) 419-5355
S-A-1-32

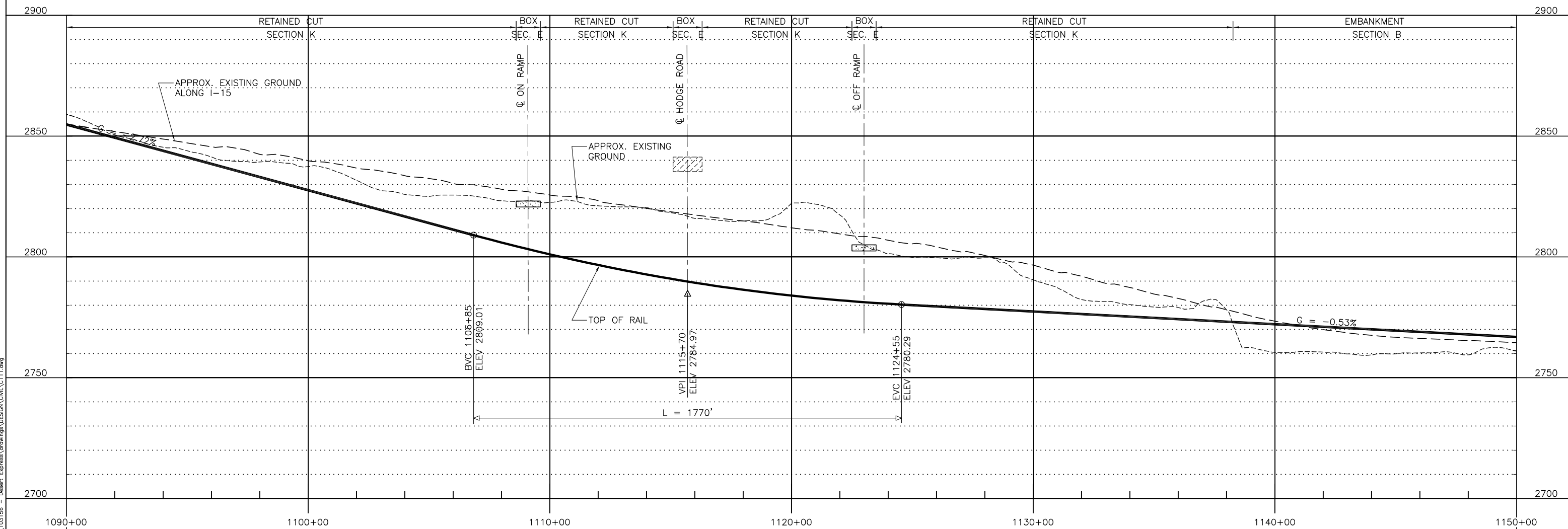
DESERTXPRESS
VICTORVILLE TO LAS VEGAS
PLAN AND PROFILE
SEGMENT 1, ALTERNATIVE C
STA. DX1 1150+00 TO DX1 1210+00
SHEET 17C

CADD FILENAME C111.dwg		
SIZE D	SCALE 1"=200'H; 1"=20'V	CONTRACT NO.
REV. B	SHEET NO. C117C	PAGE NO.


Jun17 10:47am L:\work\103156 - Desert Express\Drawings\DESIGN\Civil\C111.dwg
 Feb 17, 2010 - 10:47am L:\work\103156 - Desert Express\Drawings\DESIGN\Civil\C111.dwg



PLAN



PROFILE



Jun17 10:45pm L:\work\103156 - Desert Express\Drawings\DESIGN\Civil\C111.dwg
 Feb 17, 2010 10:45pm L:\work\103156 - Desert Express\Drawings\DESIGN\Civil\C111.dwg

REV	DATE	BY	SUB	APP	DESCRIPTION

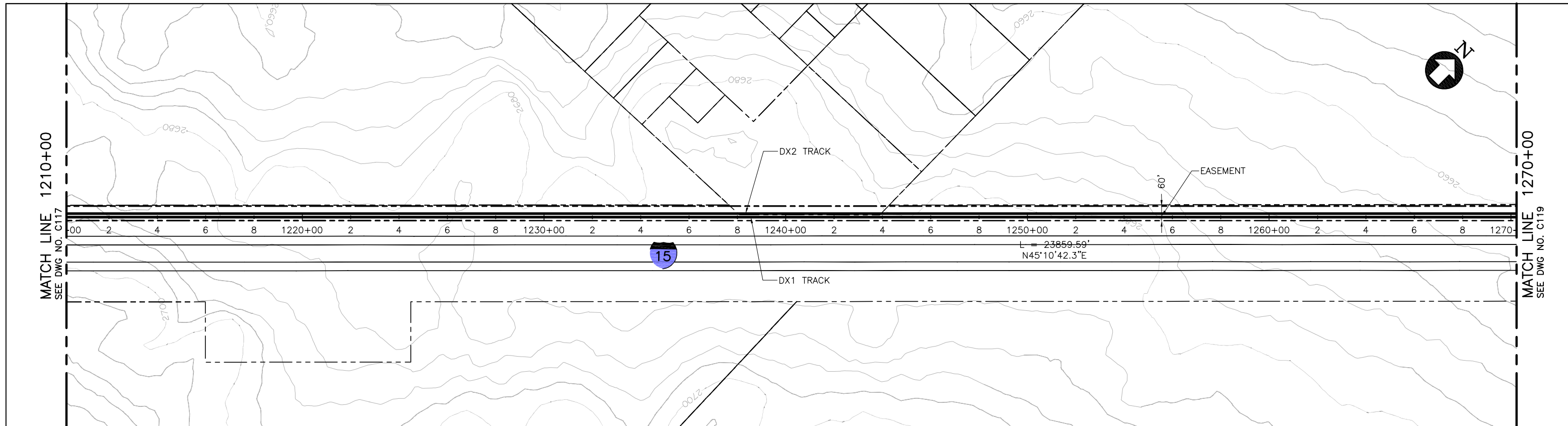
DESIGNED BY
T. LUNA
 DRAWN BY
L. DIFUNTORUM
 CHECKED BY
J. MAHER
 IN CHARGE
J. MAHER
 DATE
04JUN08

EARTH TECH | AECOM

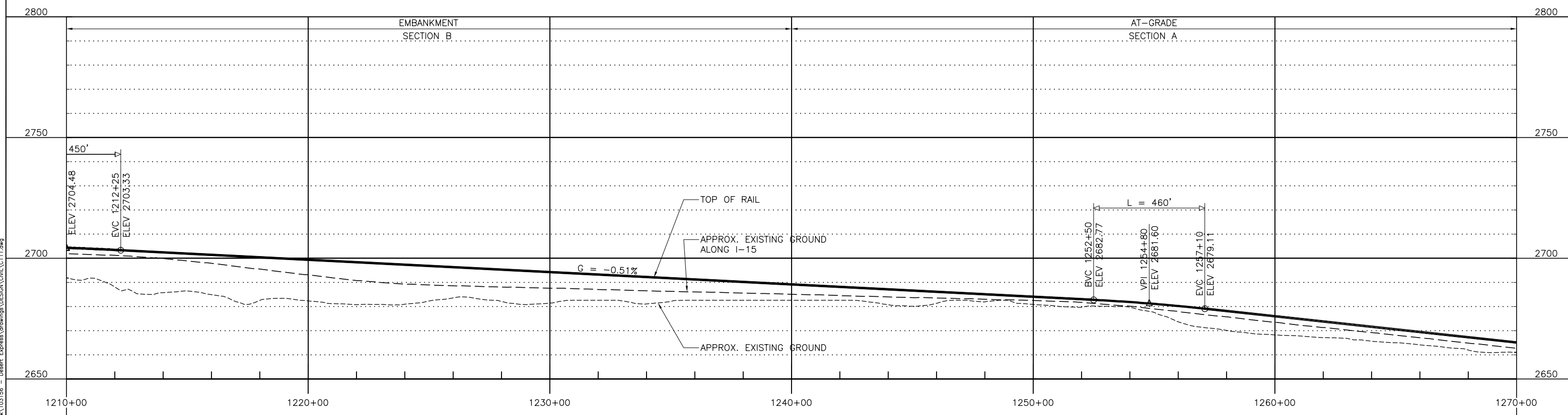
2101 Webster St., Suite 1000
 Oakland, CA 94612
 Phone: (510) 419-6000
 Fax: (510) 419-5355
 S-A-1-33

DESERT Xpress
 VICTORVILLE TO LAS VEGAS
 PLAN AND PROFILE
 SEGMENT 1, ALTERNATIVE C
 STA. DX1 1090+00 TO DX1 1150+00
 SHEET 16C

CADD FILENAME C111.dwg		
SIZE D	SCALE 1"=200'H; 1"=20'V	
CONTRACT NO.		
REV. B	SHEET NO. C116C	PAGE NO.



PLAN



PROFILE

REV	DATE	BY	SUB	APP	DESCRIPTION

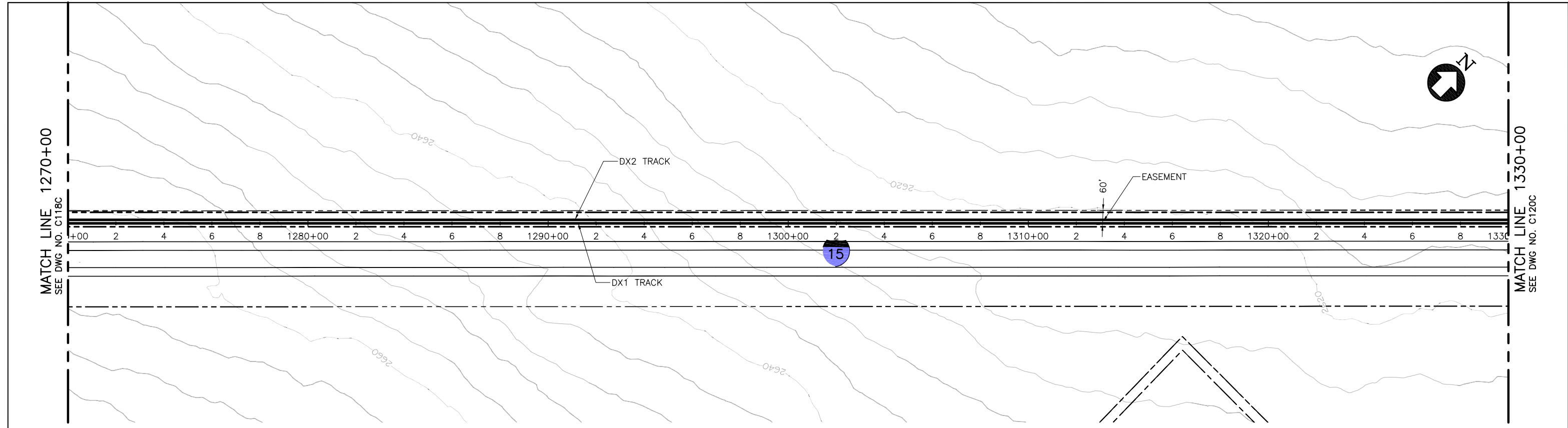
DESIGNED BY
T. LUNA
DRAWN BY
L. DIFUNTORUM
CHECKED BY
J. MAHER
IN CHARGE
J. MAHER
DATE
04JUN08

EARTH TECH | AECOM

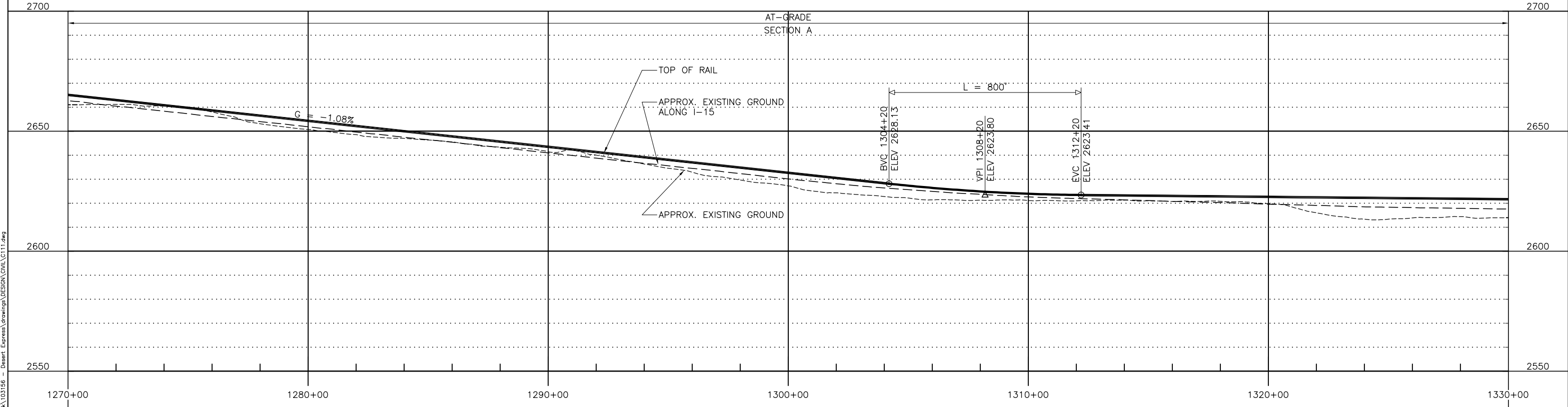
2101 Webster St., Suite 1000
Oakland, CA 94612
Phone: (510) 419-6000
Fax: (510) 419-5355
S-A-1-34

DESERTXPRESS VICTORVILLE TO LAS VEGAS PLAN AND PROFILE SEGMENT 1, ALTERNATIVE C STA. DX1 1210+00 TO DX1 1270+00 SHEET 18C			CADD FILENAME C111.dwg	
			SIZE D	SCALE 1"=200'H; 1"=20'V
CONTRACT NO.		REV. B	SHEET NO. C118C	PAGE NO.

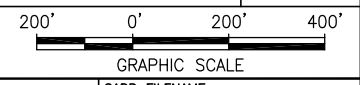
Jun17, 2010 10:48pm L:\work\103156 - Desert Express\Drawings\DESIGN\Civil\C111.dwg



PLAN



PROFILE



REV	DATE	BY	SUB	APP	DESCRIPTION

DESIGNED BY
T. LUNA
DRAWN BY
L. DIFUNTORUM
CHECKED BY
J. MAHER
IN CHARGE
J. MAHER
DATE
04JUN08

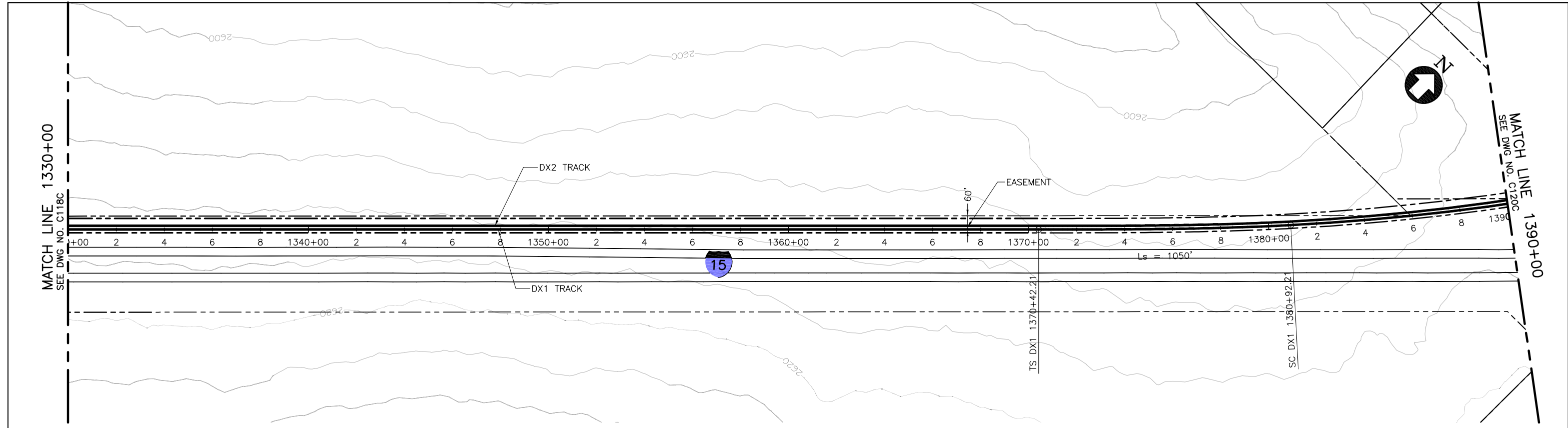
EARTH TECH | AECOM

2101 Webster St., Suite 1000
Oakland, CA 94612
Phone: (510) 419-6000
Fax: (510) 419-5355
S-A-1-35

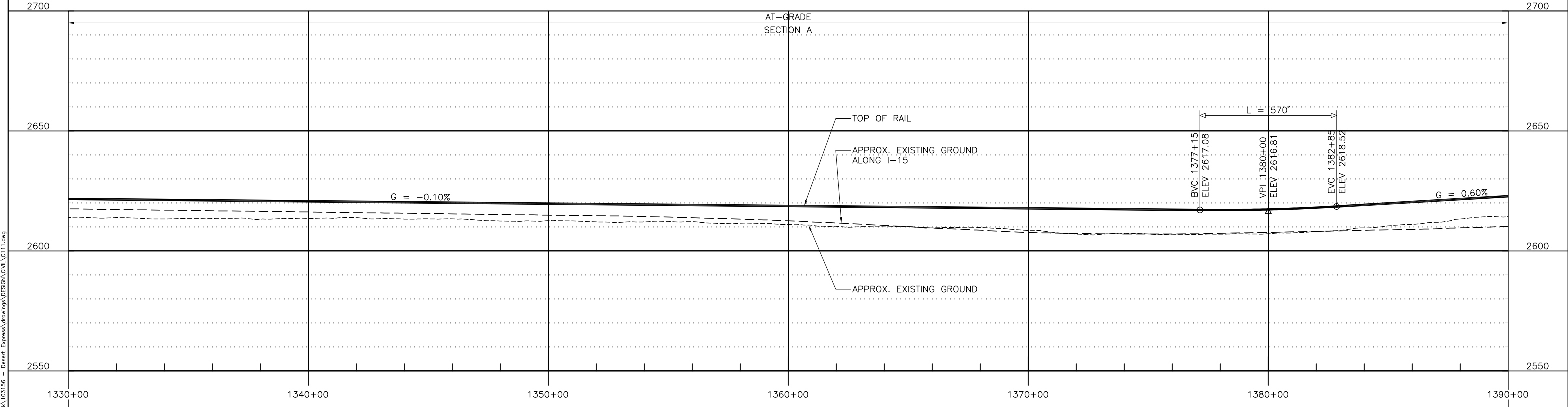
DESERTXPRESS
VICTORVILLE TO LAS VEGAS
PLAN AND PROFILE
SEGMENT 1, ALTERNATIVE C
STA. DX1 1270+00 TO DX1 1330+00
SHEET 19C

CADD FILENAME C111.dwg		
SIZE D	SCALE 1"=200'H; 1"=20'V	
CONTRACT NO.		
REV. B	SHEET NO. C119C	PAGE NO.

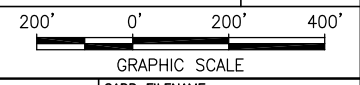
Jun 17, 2010 11:03pm L:\work\103156 - Desert Express\Drawings\DESIGN\CIVIL\C111.dwg



PLAN



PROFILE



REV	DATE	BY	SUB	APP	DESCRIPTION

DESIGNED BY
T. LUNA
DRAWN BY
L. DIFUNTORUM
CHECKED BY
J. MAHER
IN CHARGE
J. MAHER
DATE
04JUN08

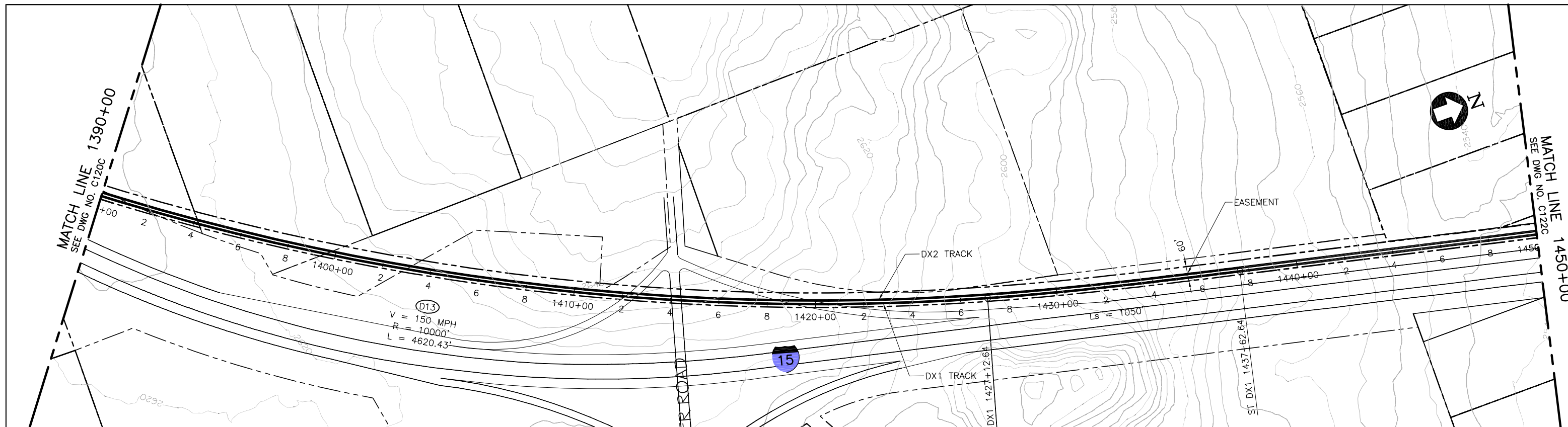
EARTH TECH | AECOM

2101 Webster St., Suite 1000
Oakland, CA 94612
Phone: (510) 419-6000
Fax: (510) 419-5355
S-A-1-36

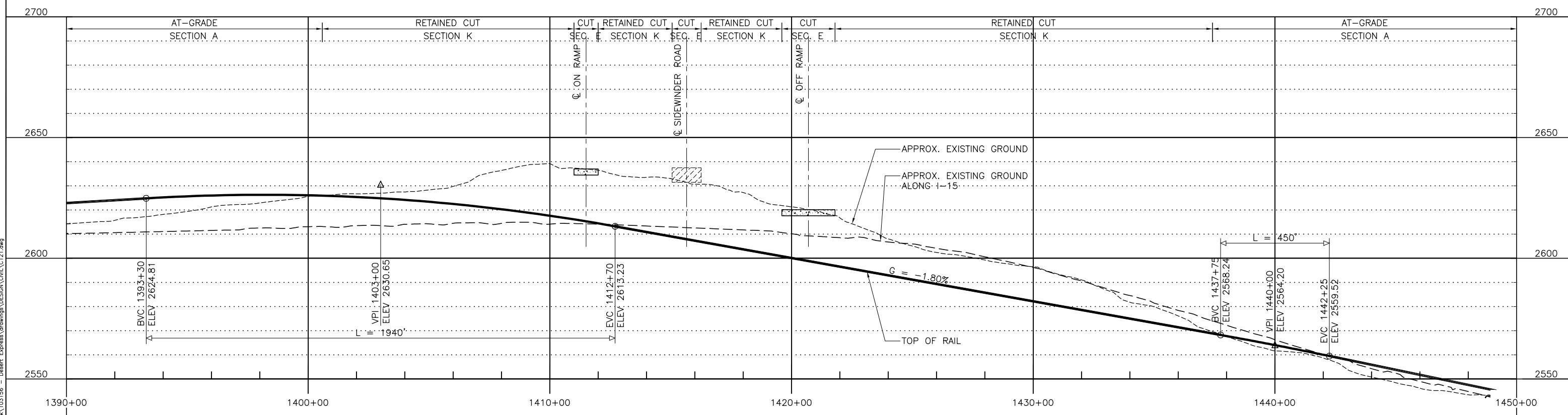
DESERTXPRESS
VICTORVILLE TO LAS VEGAS
PLAN AND PROFILE
SEGMENT 1, ALTERNATIVE C
STA. DX1 1330+00 TO DX1 1390+00
SHEET 20C

CADD FILENAME C111.dwg		
SIZE D	SCALE 1"=200'H; 1"=20'V	CONTRACT NO.
REV. B	SHEET NO. C120C	PAGE NO.

Jun 17, 2010 11:04am L:\work\103156 - Desert Express\Drawings\DESIGN\CIVIL\C111.dwg



PLAN



PROFILE

REV	DATE	BY	SUB	APP	DESCRIPTION

DESIGNED BY
T. LUNA
DRAWN BY
L. DIFUNTORUM
CHECKED BY
J. MAHER
IN CHARGE
J. MAHER
DATE
04JUN08

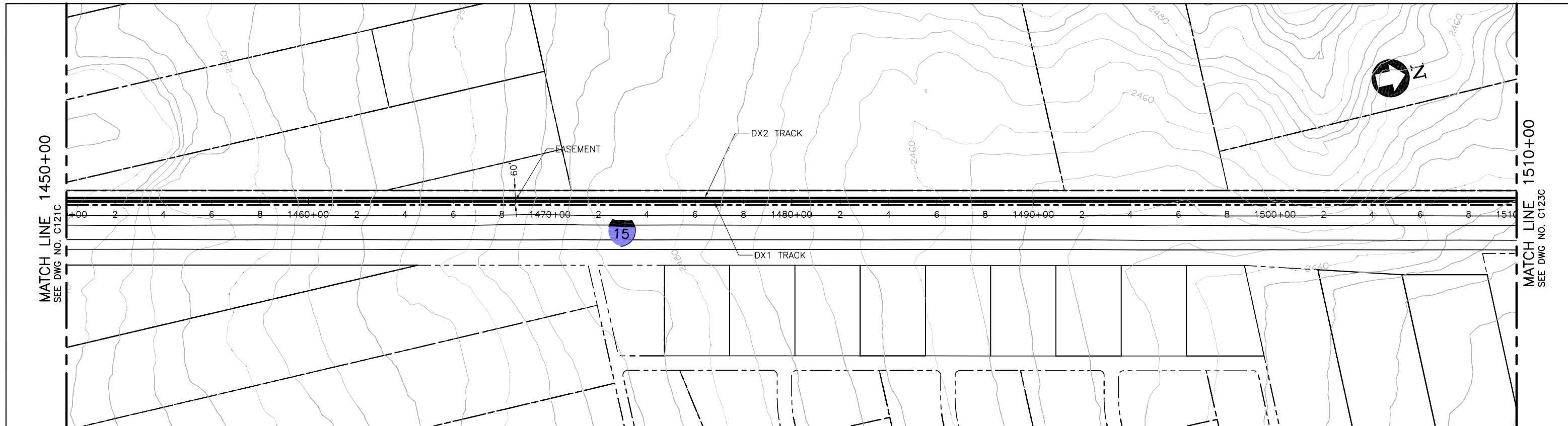
EARTH TECH | AECOM

2101 Webster St., Suite 1000
Oakland, CA 94612
Phone: (510) 419-6000
Fax: (510) 419-5355
S-A-1-37

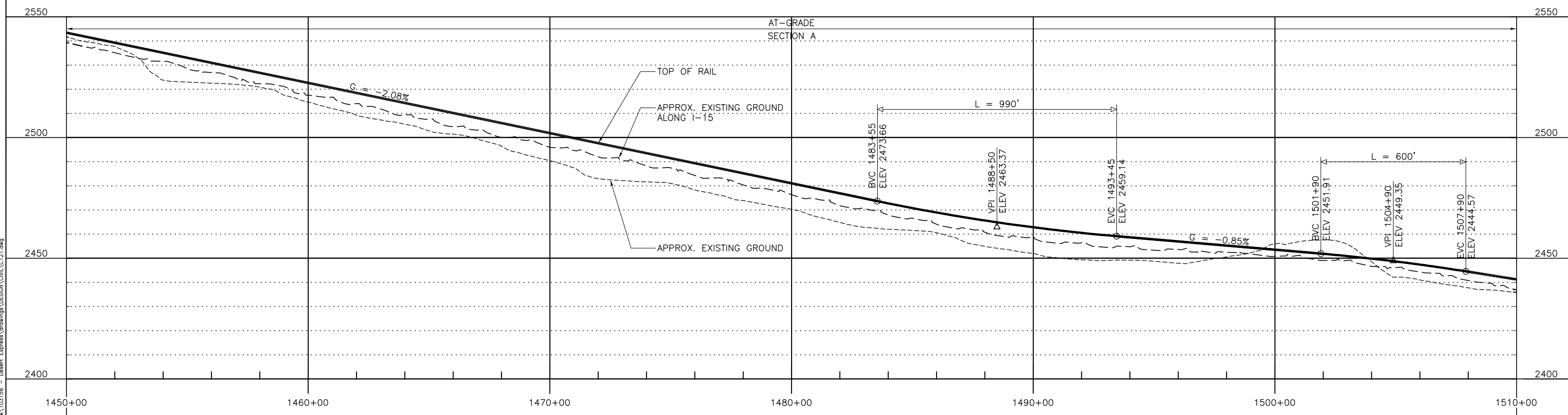
DESERTXPRESS
VICTORVILLE TO LAS VEGAS
PLAN AND PROFILE
SEGMENT 1, ALTERNATIVE C
STA. DX1 1390+00 TO DX1 1450+00
SHEET 21C

CADD FILENAME C121.dwg		
SIZE D	SCALE 1"=200'H; 1"=20'V	
CONTRACT NO.		
REV. B	SHEET NO. C121C	PAGE NO.

Jun17 10:51 pm L:\work\103156 - Desert Express\Drawings\DESIGN\Civil\C121.dwg
 Feb 17, 2010 - 10:51 pm L:\work\103156 - Desert Express\Drawings\DESIGN\Civil\C121.dwg



PLAN



PROFILE

REV	DATE	BY	SUB	APP	DESCRIPTION

DESIGNED BY
T. LUNA
DRAWN BY
L. DIFUNTORUM
CHECKED BY
J. MAHER
IN CHARGE
J. MAHER
DATE
04JUN08

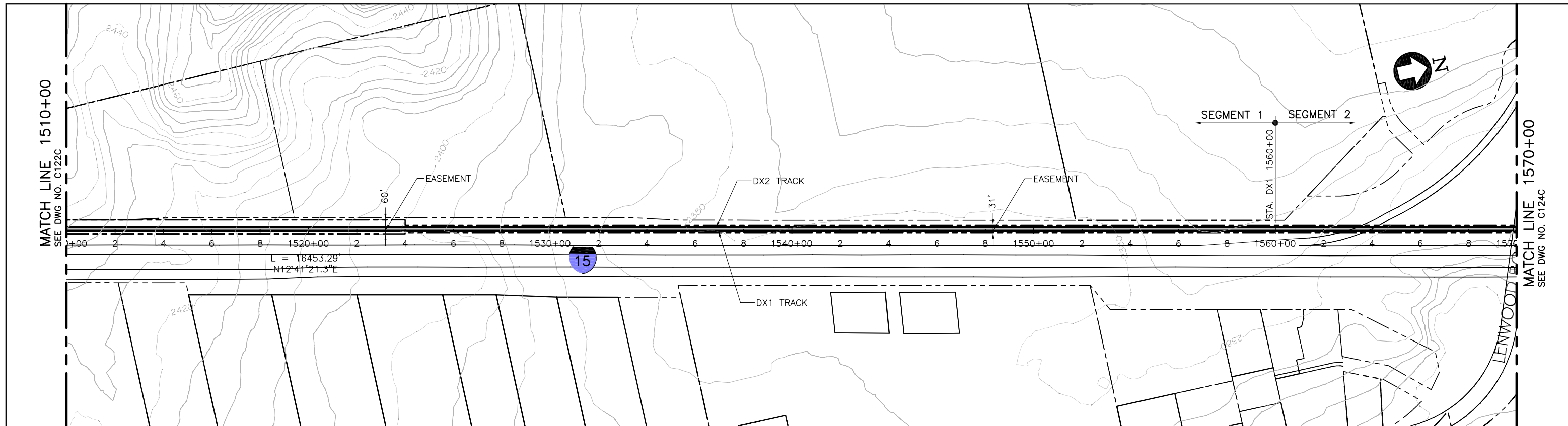
EARTH TECH | AECOM

2101 Webster St., Suite 1000
Oakland, CA 94612
Phone: (510) 419-6000
Fax: (510) 419-5355
S-A-1-38

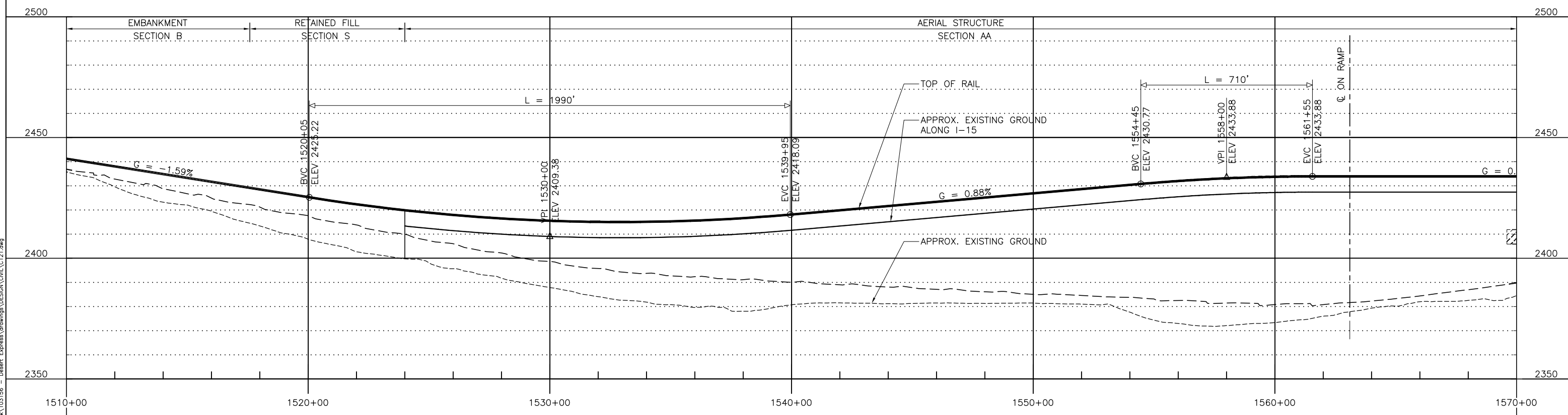
DESERTXPRESS
VICTORVILLE TO LAS VEGAS
PLAN AND PROFILE
SEGMENT 1, ALTERNATIVE C
STA. DX1 1450+00 TO DX1 1510+00
SHEET 22C

CADD FILENAME C121.dwg		
SIZE D	SCALE 1"=200'H; 1"=20'V	
CONTRACT NO.		
REV. B	SHEET NO. C122C	PAGE NO.

Jun17, 2010 10:58pm L:\work\103156 - Desert Express\Drawings\DESIGN\CIVIL\C121.dwg



PLAN



PROFILE

REV	DATE	BY	SUB	APP	DESCRIPTION

DESIGNED BY
T. LUNA
DRAWN BY
L. DIFUNTORUM
CHECKED BY
J. MAHER
IN CHARGE
J. MAHER
DATE
04JUN08

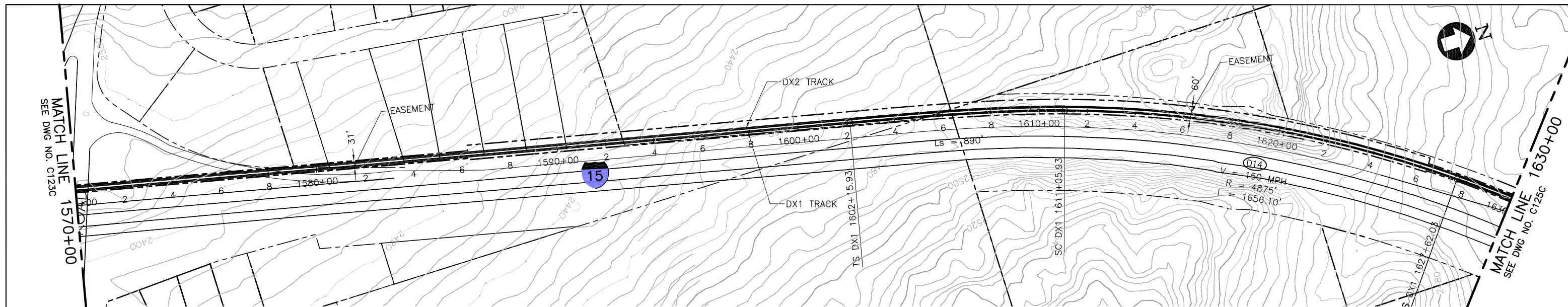
EARTH TECH | AECOM

2101 Webster St., Suite 1000
Oakland, CA 94612
Phone: (510) 419-6000
Fax: (510) 419-5355
S-A-1-39

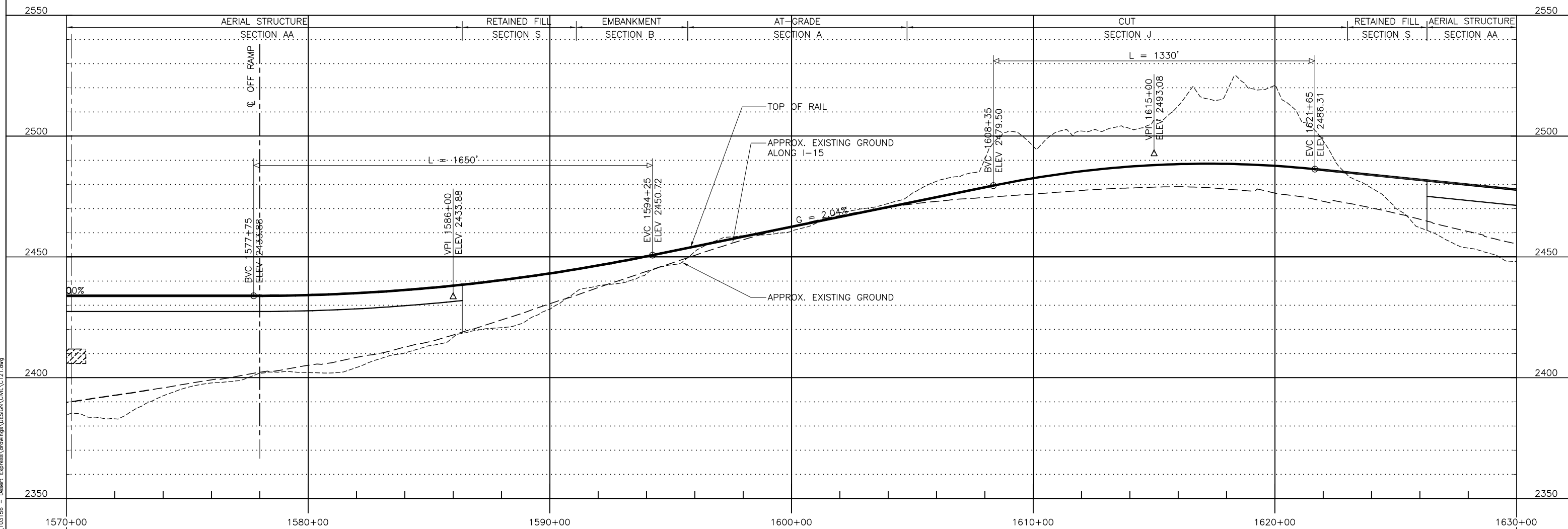
DESERTXPRESS
VICTORVILLE TO LAS VEGAS
PLAN AND PROFILE
SEGMENT 2 – ALTERNATIVE C
STA. DX1 1560+00 TO DX1 1570+00
SHEET 23C

CADD FILENAME C121.dwg		
SIZE D	SCALE 1"=200'H; 1"=20'V	CONTRACT NO.
REV. B	SHEET NO. C123C	PAGE NO.

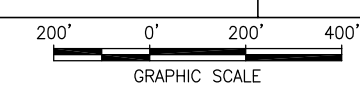
Jun17, 2010 10:52pm L:\work\103156 - Desert Express\Drawings\DESIGN\Civil\C121.dwg



PLAN



PROFILE



REV	DATE	BY	SUB	APP	DESCRIPTION

DESIGNED BY
T. LUNA
DRAWN BY
L. DIFUNTORUM
CHECKED BY
J. MAHER
IN CHARGE
J. MAHER
DATE
04JUN08

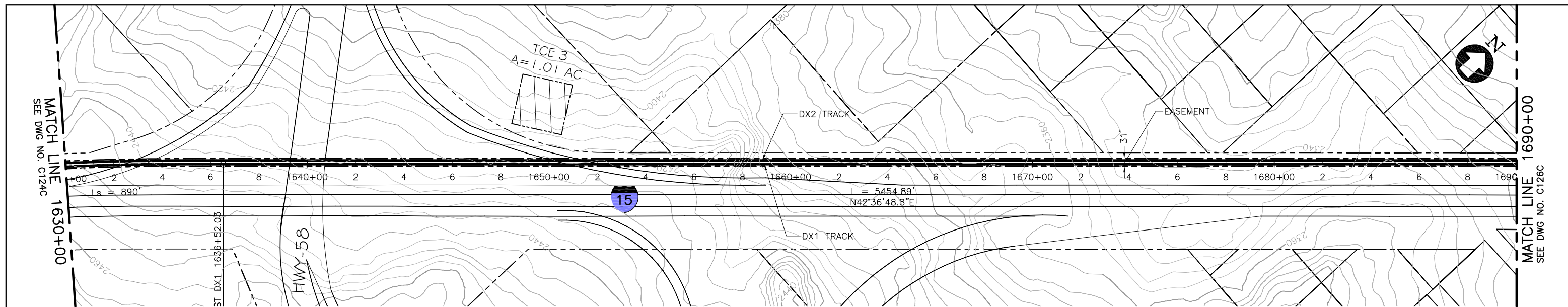
EARTH TECH | AECOM

2101 Webster St., Suite 1000
Oakland, CA 94612
Phone: (510) 419-6000
Fax: (510) 419-5355
S-A-1-40

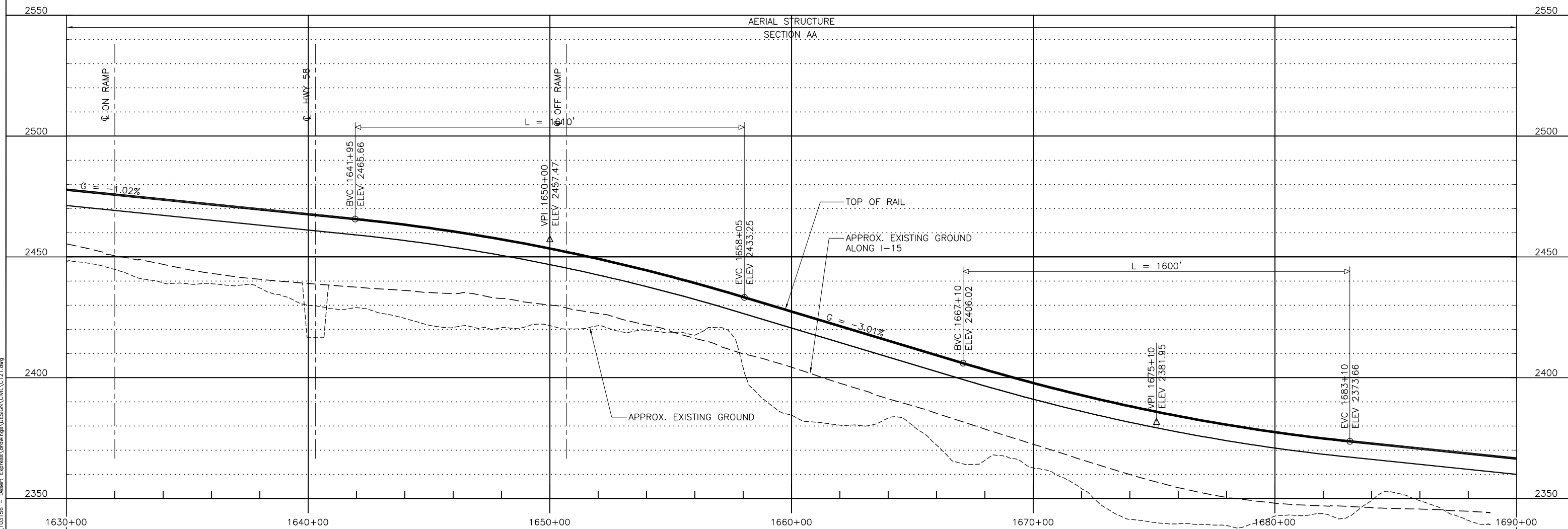
DESERTXPRESS
VICTORVILLE TO LAS VEGAS
PLAN AND PROFILE
SEGMENT 2, ALTERNATIVE C
STA. DX1 1570+00 TO DX1 1630+00
SHEET 24C

CADD FILENAME C121.dwg		
SIZE D	SCALE 1"=200'H; 1"=20'V	
CONTRACT NO.		
REV. B	SHEET NO. C124C	PAGE NO.


Jun17 10:25pm L:\work\103156 - Desert Express\Drawings\DESIGN\CIVIL\C121.dwg



PLAN



PROFILE



Jun17, Feb 17, 2010 - 10:56pm L:\work\103156 - Desert Express\Drawings\DESIGN\CIVIL\C121.dwg

REV	DATE	BY	SUB	APP	DESCRIPTION

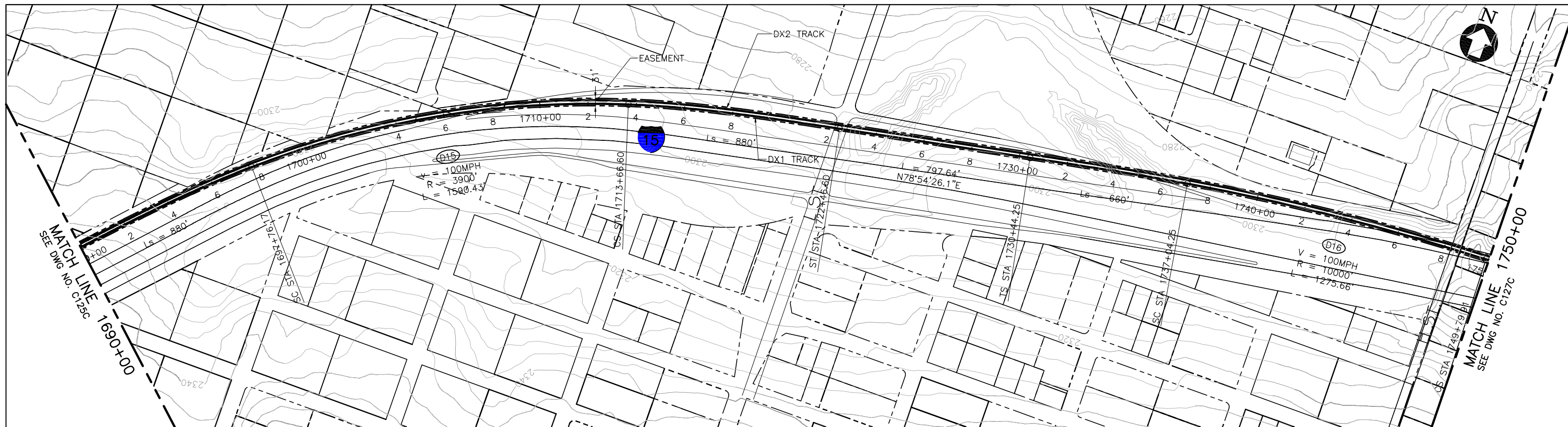
DESIGNED BY
T. LUNA
 DRAWN BY
L. DIFUNTORUM
 CHECKED BY
J. MAHER
 IN CHARGE
J. MAHER
 DATE
04JUN08

EARTH TECH | AECOM

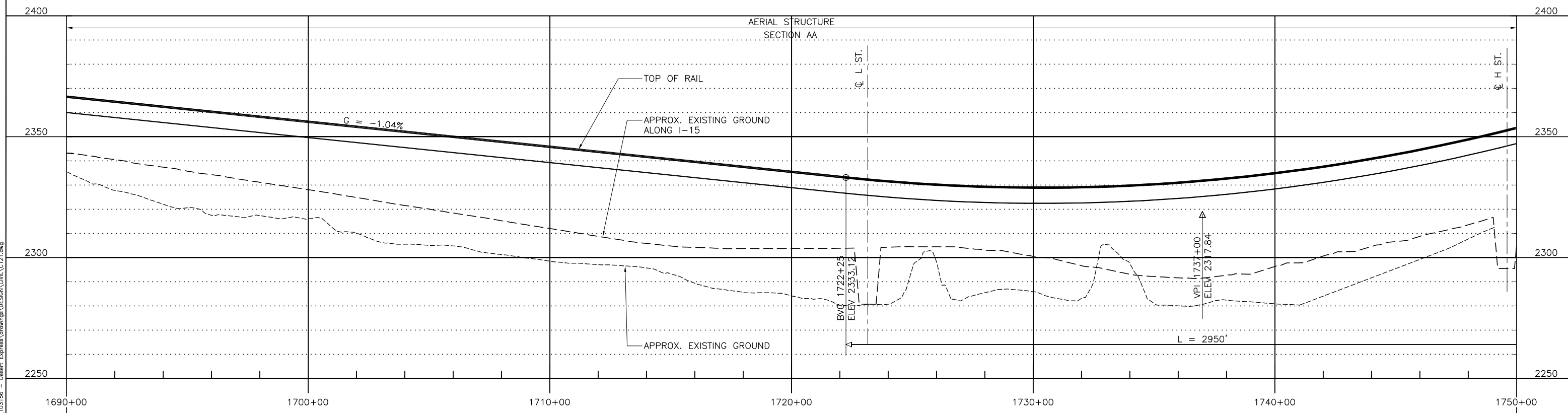
2101 Webster St., Suite 1000
 Oakland, CA 94612
 Phone: (510) 419-6000
 Fax: (510) 419-5355
 S-A-1-41

DESERT Xpress
 VICTORVILLE TO LAS VEGAS
 PLAN AND PROFILE
 SEGMENT 2, ALTERNATIVE C
 STA. DX1 1630+00 TO DX1 1690+00
 SHEET 25C

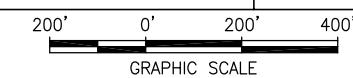
CADD FILENAME C121.dwg		
SIZE D	SCALE 1"=200'H; 1"=20'V	
CONTRACT NO.		
REV. B	SHEET NO. C125C	PAGE NO.



PLAN



PROFILE



REV	DATE	BY	SUB	APP	DESCRIPTION
C	09APR10				
B	26FEB10				
A	05JAN09				

DESIGNED BY
T. LUNA
DRAWN BY
L. DIFUNTORUM
CHECKED BY
J. MAHER
IN CHARGE
J. MAHER
DATE
04JUN08

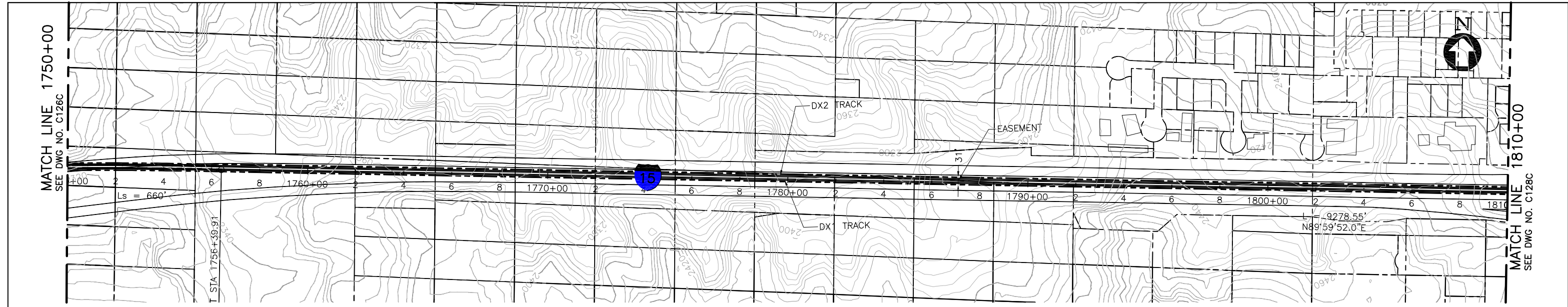
EARTH TECH | AECOM

2101 Webster St., Suite 1000
Oakland, CA 94612
Phone: (510) 419-6000
Fax: (510) 419-5355
S-A-1-42

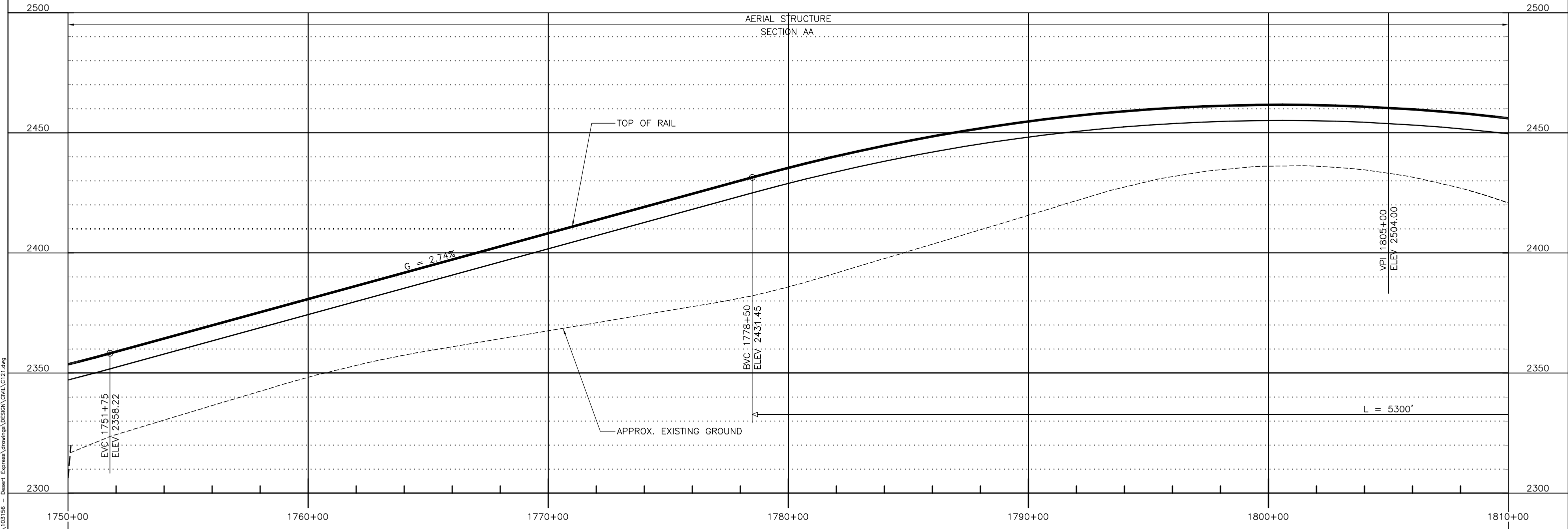
DESERTXPRESS
VICTORVILLE TO LAS VEGAS
PLAN AND PROFILE
SEGMENT 2, ALTERNATIVE C
STA. DX1 1690+00 TO DX1 1750+00
SHEET 26C

CADD FILENAME
C121.dwg
SIZE SCALE
D 1"=200'H; 1"=20'V
CONTRACT NO.
REV. SHEET NO. PAGE NO.
C C126C

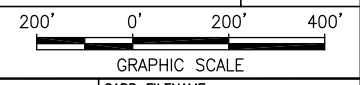
Apr 09, 2010 4:15pm L:\work\103156 - Desert Express Drawings\DESIGN\Civil\C121.dwg
 Jun10



PLAN



PROFILE



Apr 09, 2010 10:42:36am L:\work\103156 - Desert Express\Drawings\DESIGN\Civil\C121.dwg
 Jun14

REV	DATE	BY	SUB	APP	DESCRIPTION
C	09APR10				
B	26FEB10				
A	05JAN09				

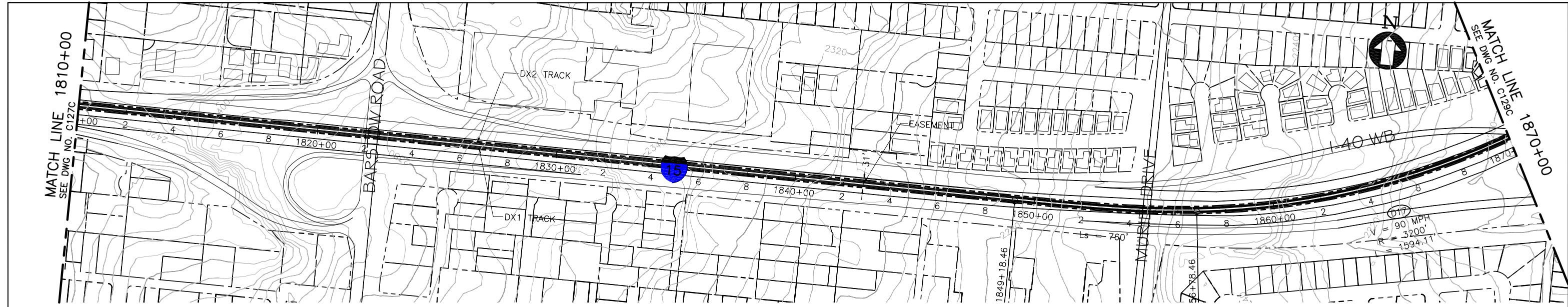
DESIGNED BY T. LUNA
DRAWN BY L. DIFUNTORUM
CHECKED BY J. MAHER
IN CHARGE J. MAHER
DATE 04JUN08

EARTH TECH | AECOM

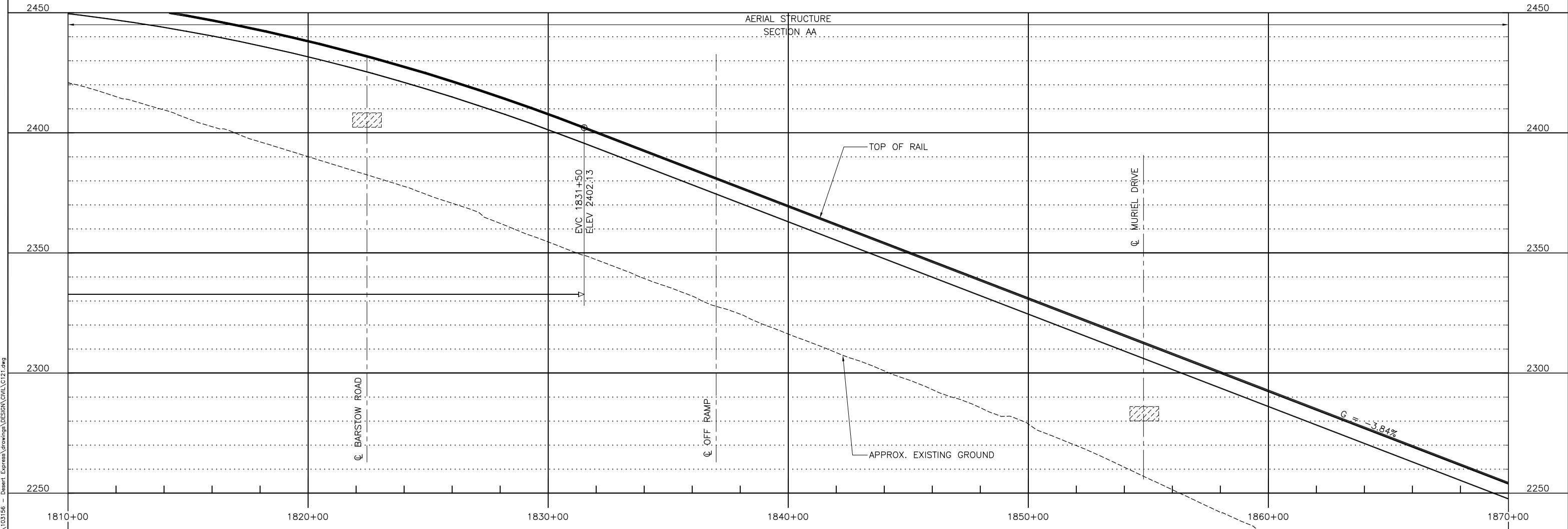
2101 Webster St., Suite 1000
 Oakland, CA 94612
 Phone: (510) 419-6000
 Fax: (510) 419-5355
 S-A-1-43

DESERTXPRESS
 VICTORVILLE TO LAS VEGAS
 PLAN AND PROFILE
 SEGMENT 2, ALTERNATIVE C
 STA. DX1 1750+00 TO DX1 1810+00
 SHEET 27C

CADD FILENAME C121.dwg		
SIZE D	SCALE 1"=200'H; 1"=20'V	CONTRACT NO.
REV. C	SHEET NO. C127C	PAGE NO.



PLAN



PROFILE

Apr 09, 2010 4:53pm L:\work\101156 - Desert Express\Drawings\DESIGN\Civil\C121.dwg
 Jun14

REV	DATE	BY	SUB	APP	DESCRIPTION
C	09APR10				
B	26FEB10				
A	05JAN09				

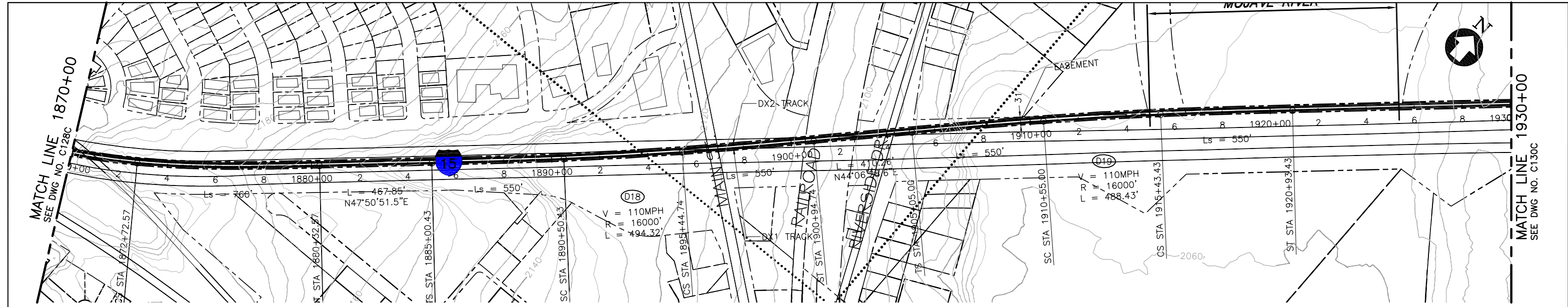
DESIGNED BY
T. LUNA
 DRAWN BY
L. DIFUNTORUM
 CHECKED BY
J. MAHER
 IN CHARGE
J. MAHER
 DATE
04JUN08

EARTH TECH | AECOM

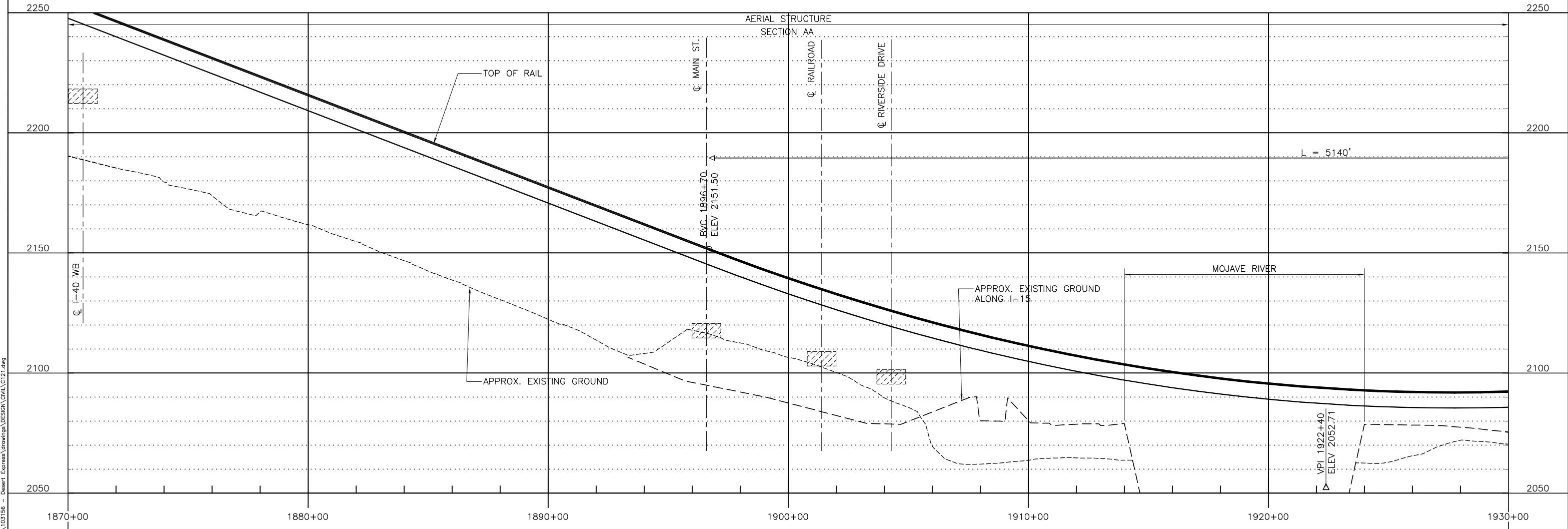
2101 Webster St., Suite 1000
 Oakland, CA 94612
 Phone: (510) 419-6000
 Fax: (510) 419-5355
S-A-1-44

DESERTXPRESS
VICTORVILLE TO LAS VEGAS
 PLAN AND PROFILE
 SEGMENT 2, ALTERNATIVE C
 STA. DX1 1810+00 TO DX1 1870+00
SHEET 28C

CADD FILENAME C121.dwg		
SIZE D	SCALE 1"=200'H; 1"=20'V	CONTRACT NO.
REV. C	SHEET NO. C128C	PAGE NO.



PLAN



PROFILE

Apr 09, 2010 4:35pm L:\work\103156 - Desert Express\Drawings\DESIGN\Civil\C121.dwg
 Jun11

REV	DATE	BY	SUB	APP	DESCRIPTION
C	09APR10				
B	26FEB10				
A	05JAN09				

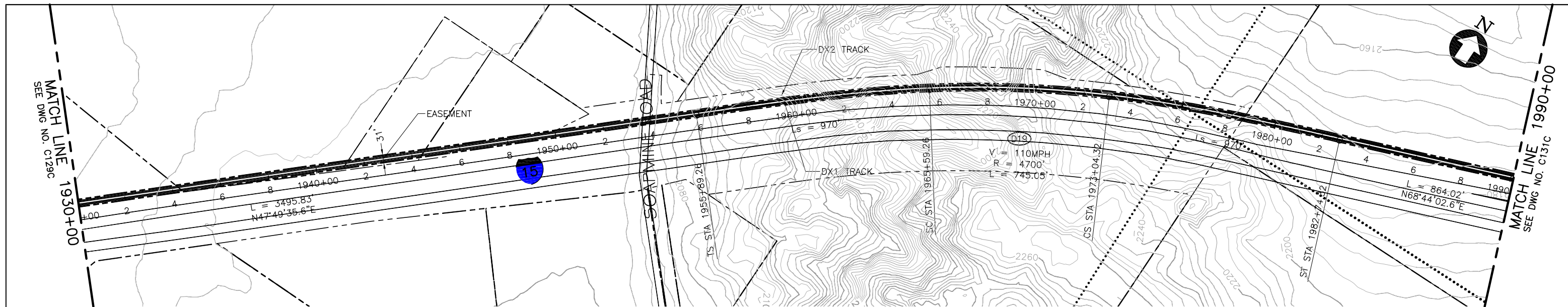
DESIGNED BY
T. LUNA
 DRAWN BY
L. DIFUNTORUM
 CHECKED BY
J. MAHER
 IN CHARGE
J. MAHER
 DATE
04JUN08

EARTH TECH | AECOM

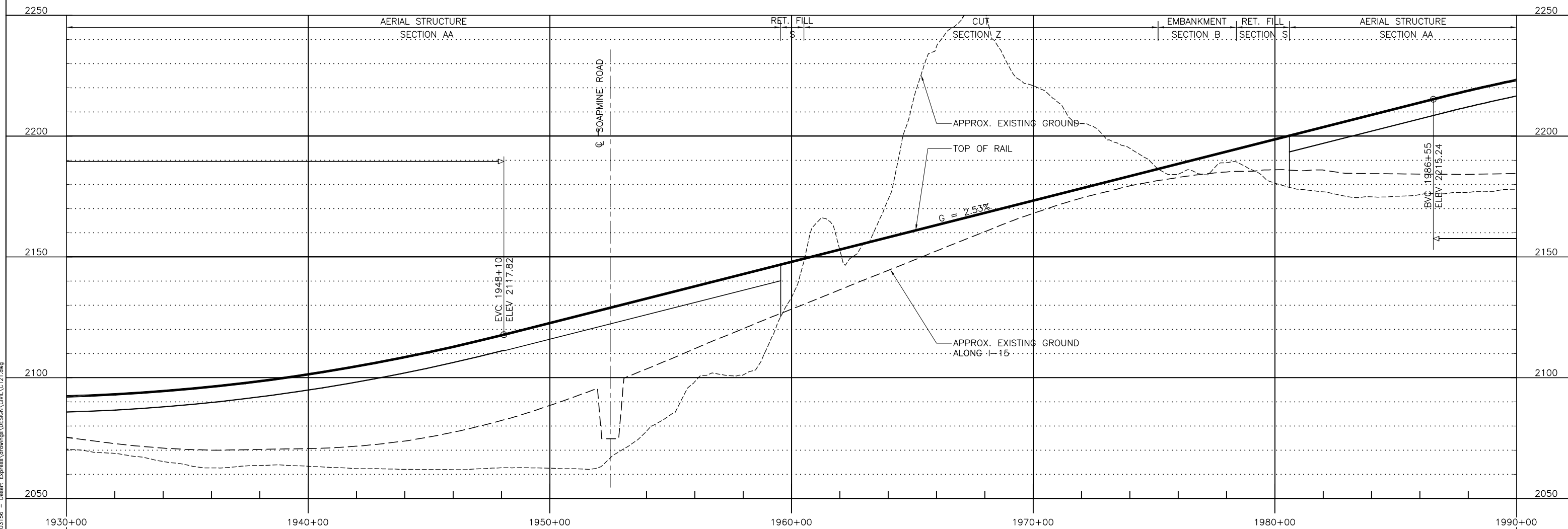
2101 Webster St., Suite 1000
 Oakland, CA 94612
 Phone: (510) 419-6000
 Fax: (510) 419-5355
 S-A-1-45

DESERT Xpress
 VICTORVILLE TO LAS VEGAS
 PLAN AND PROFILE
 SEGMENT 2, ALTERNATIVE C
 STA. DX1 1870+00 TO DX1 1930+00
 SHEET 29C

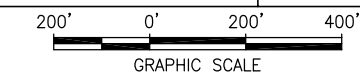
CADD FILENAME C121.dwg		
SIZE D	SCALE 1"=200'H; 1"=20'V	CONTRACT NO.
REV. C	SHEET NO. C129C	PAGE NO.



PLAN



PROFILE



Apr 09, 2010 10:46:09m L:\work\103156 - Desert Express\Drawings\DESIGN\Civil\C121.dwg
 Jun 04, 2008 10:46:09m L:\work\103156 - Desert Express\Drawings\DESIGN\Civil\C121.dwg

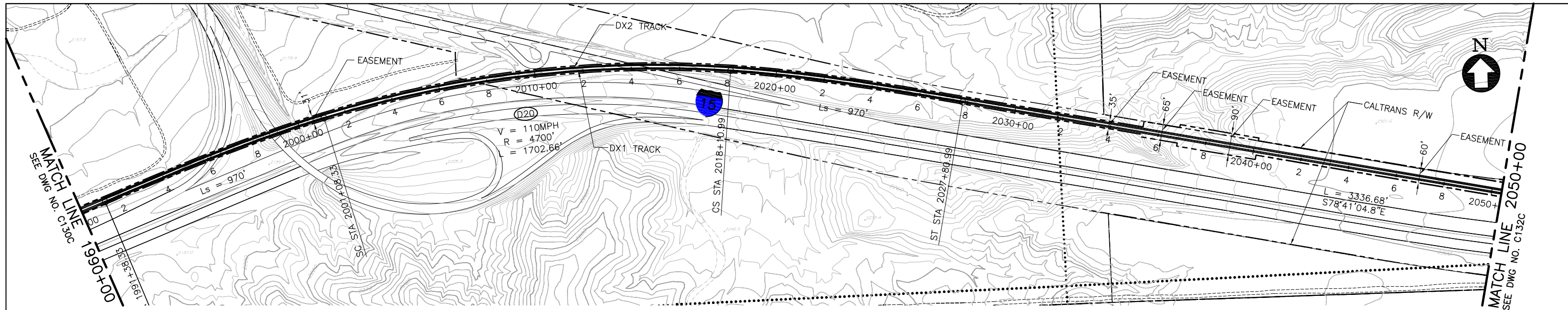
REV	DATE	BY	SUB	APP	DESCRIPTION
C	09APR10				
B	26FEB10				
A	05JAN09				

DESIGNED BY
T. LUNA
 DRAWN BY
L. DIFUNTORUM
 CHECKED BY
J. MAHER
 IN CHARGE
J. MAHER
 DATE
04JUN08

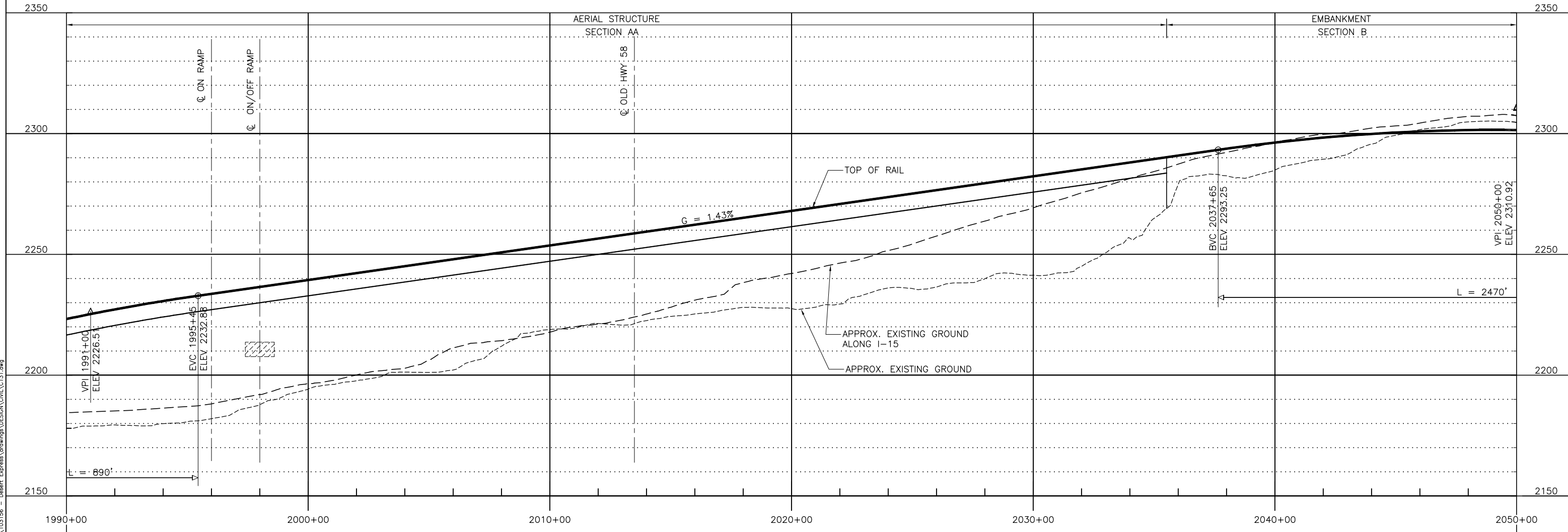


2101 Webster St., Suite 1000
 Oakland, CA 94612
 Phone: (510) 419-6000
 Fax: (510) 419-5355
 S-A-1-46

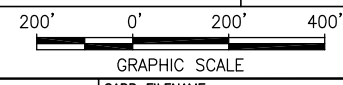
DESERTXPRESS VICTORVILLE TO LAS VEGAS PLAN AND PROFILE SEGMENT 2, ALTERNATIVE C STA. DX1 1930+00 TO DX1 1990+00 SHEET 30C		CADD FILENAME C121.dwg	
		SIZE SCALE D 1"=200'H; 1"=20'V	CONTRACT NO.
REV. C	SHEET NO. C130C	PAGE NO.	



PLAN



PROFILE



Apr 09, 2010 4:45pm L:\work\103156 - Desert Express\Drawings\DESIGN\Civil\C131.dwg
 Jun10

REV	DATE	BY	SUB	APP	DESCRIPTION
C	09APR10				
B	26FEB10				
A	05JAN09				

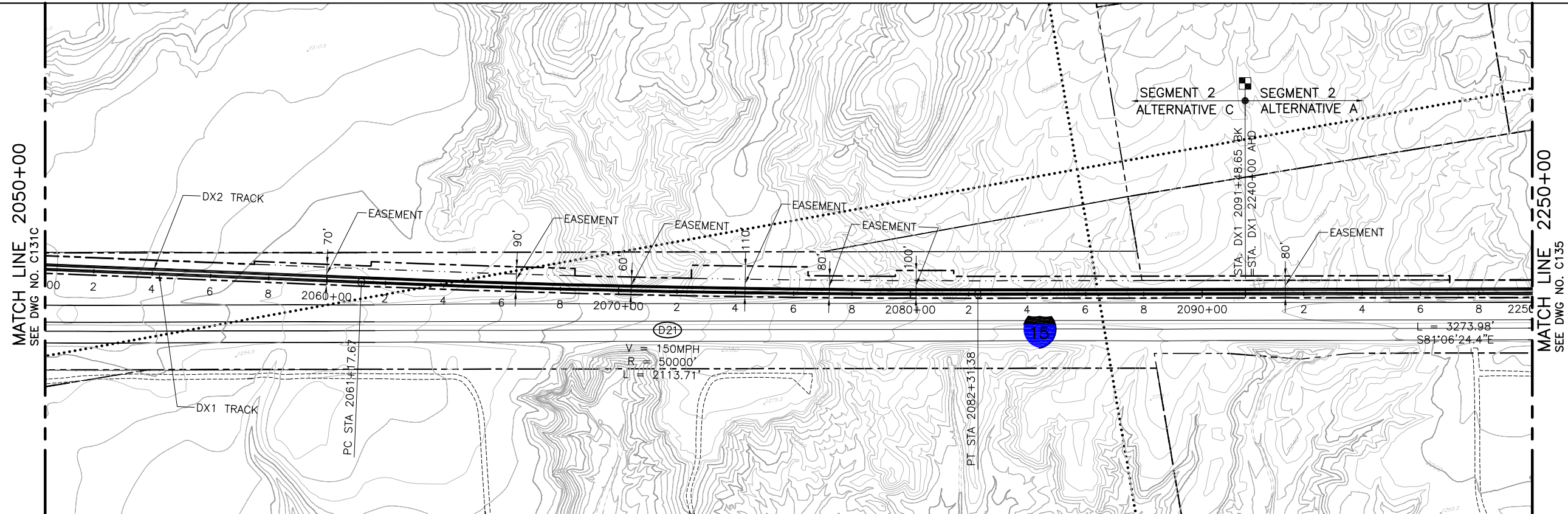
DESIGNED BY
T. LUNA
 DRAWN BY
L. DIFUNTORUM
 CHECKED BY
J. MAHER
 IN CHARGE
J. MAHER
 DATE
04JUN08

EARTH TECH | AECOM

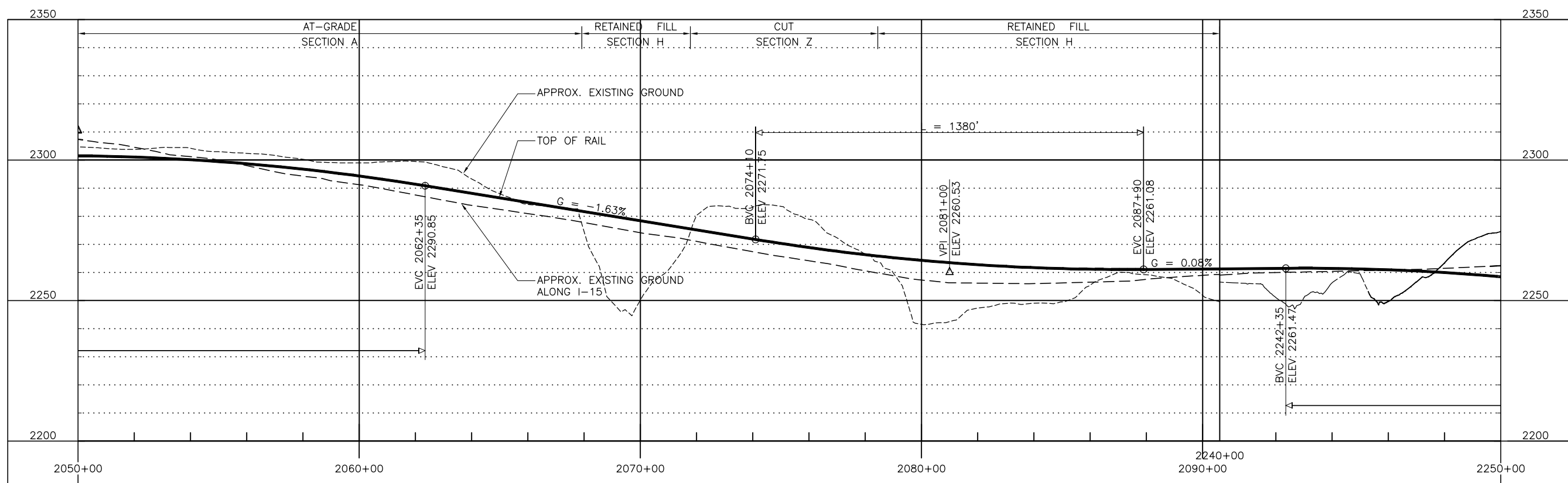
2101 Webster St., Suite 1000
 Oakland, CA 94612
 Phone: (510) 419-6000
 Fax: (510) 419-5355
 S-A-1-47

DESERT Xpress
 VICTORVILLE TO LAS VEGAS
 PLAN AND PROFILE
 SEGMENT 2, ALTERNATIVE C
 STA. DX1 1990+00 TO DX1 2050+00
 SHEET 31C

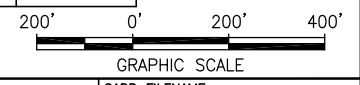
CADD FILENAME C131.dwg		
SIZE D	SCALE 1"=200'H; 1"=20'V	CONTRACT NO.
REV. C	SHEET NO. C131C	PAGE NO.



PLAN



PROFILE



Apr 09, 2010 4:45pm L:\work\103156 - Desert Express\Drawings\DESIGN\C131.dwg
 L:\work\103156 - Desert Express\Drawings\DESIGN\C131.dwg

REV	DATE	BY	SUB	APP	DESCRIPTION
C	09APR10				
B	26FEB10				
A	05JAN09				

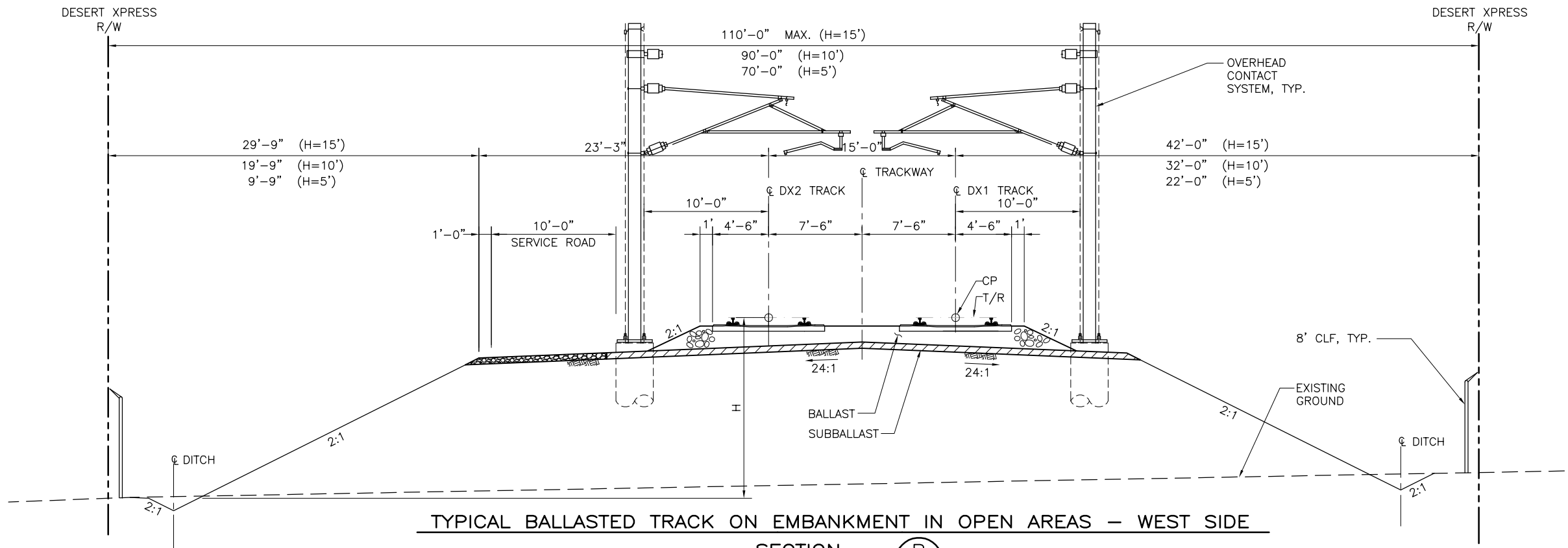
DESIGNED BY T. LUNA
DRAWN BY L. DIFUNTORUM
CHECKED BY J. MAHER
IN CHARGE J. MAHER
DATE 04JUN08

EARTH TECH | AECOM

2101 Webster St., Suite 1000
 Oakland, CA 94612
 Phone: (510) 419-6000
 Fax: (510) 419-5355
S-A-1-48

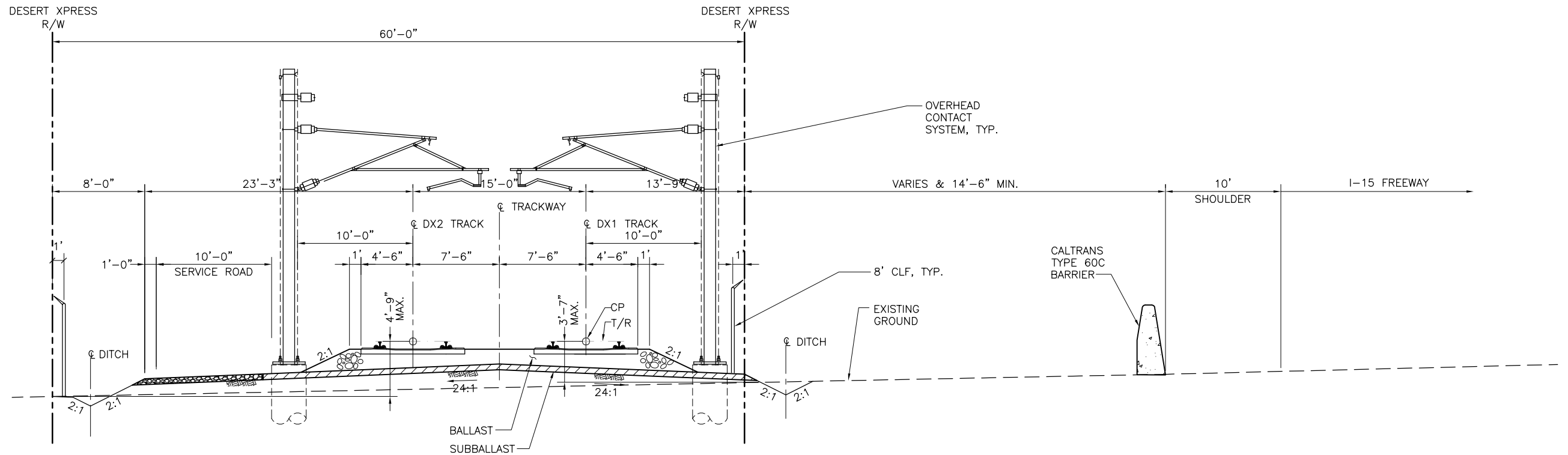
DESERTXPRESS
 VICTORVILLE TO LAS VEGAS
 PLAN AND PROFILE
 SEGMENT 2, ALTERNATIVE C
 STA. DX1 2050+00 TO DX1 2250+00
 SHEET 32C

CADD FILENAME C131.dwg		
SIZE D	SCALE 1"=200'H; 1"=20'V	
CONTRACT NO.		
REV. C	SHEET NO. C132C	PAGE NO.



TYPICAL BALLASTED TRACK ON EMBANKMENT IN OPEN AREAS – WEST SIDE

SECTION B
SCALE: 1"=5'



TYPICAL BALLASTED TRACK AT-GRADE ALONG WEST SIDE OF I-15

SECTION A
SCALE: 1"=5'

Jun14 Feb 05, 2010 11:28am L:\work\103156 - Desert Express\Drawings\DESIGN\CIVIL\C501.dwg

REV	DATE	BY	SUB	APP	DESCRIPTION

DESIGNED BY T. LUNA
DRAWN BY T. LUNA
CHECKED BY J. MAHER
IN CHARGE C. BARBER
DATE 11AUG08

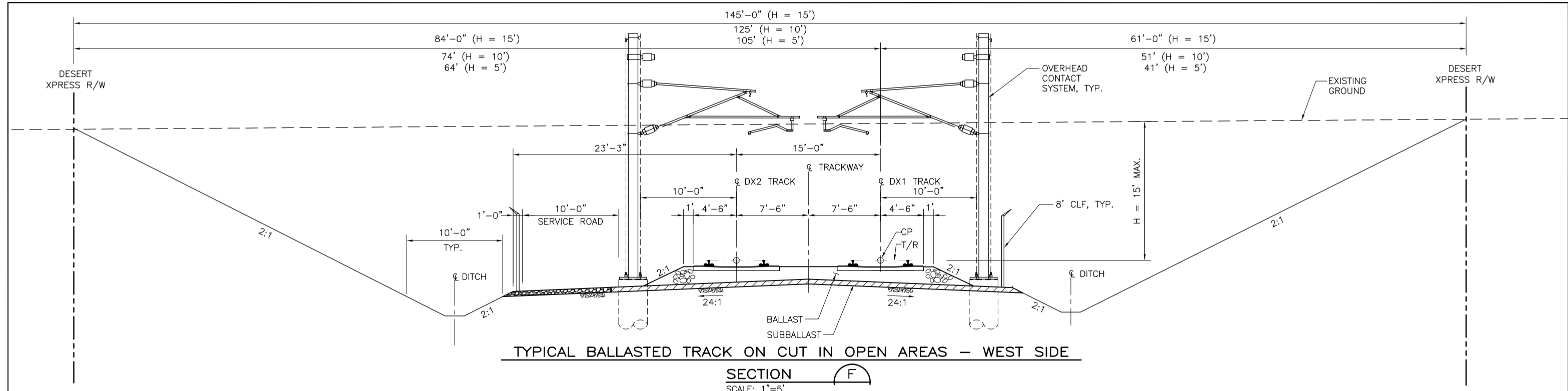
EARTH TECH | AECOM

2101 Webster St., Suite 1000
Oakland, CA 94612
Phone: (510) 419-6000
Fax: (510) 419-5355
S-A-1-49

DESERT XPRESS
VICTORVILLE TO LAS VEGAS
TYPICAL SECTIONS

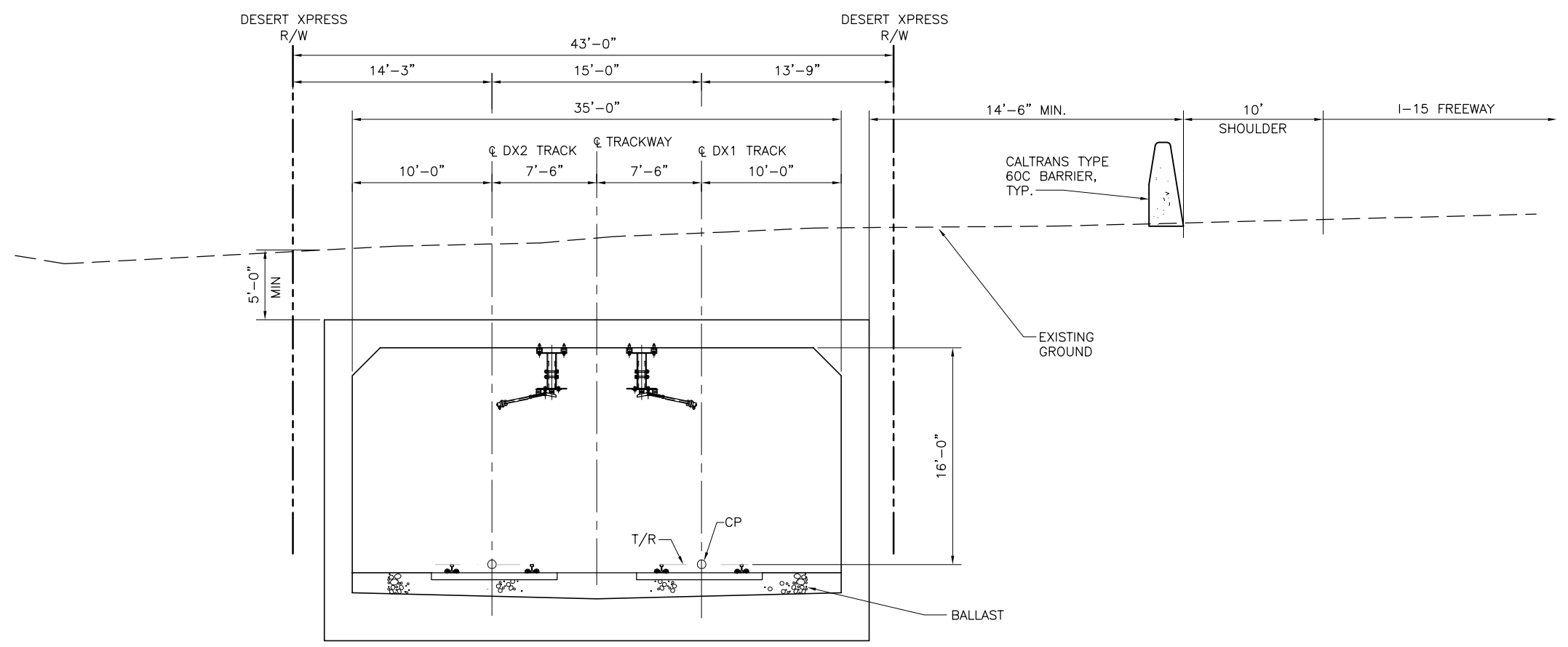
SHEET 1

CADD FILENAME C501.dwg		
SIZE D	SCALE 1"=5'-0"	
CONTRACT NO.		
REV. B	SHEET NO. C501	PAGE NO.



TYPICAL BALLASTED TRACK ON CUT IN OPEN AREAS - WEST SIDE

SECTION F
SCALE: 1"=5'



TYPICAL BALLASTED TRACK IN SUBWAY BOX

SECTION E
SCALE: 1"=5'

REV	DATE	BY	SUB	APP	DESCRIPTION

DESIGNED BY
T. LUNA
DRAWN BY
T. LUNA
CHECKED BY
J. MAHER
IN CHARGE
C. BARBER
DATE
11AUG08

EARTH TECH | AECOM

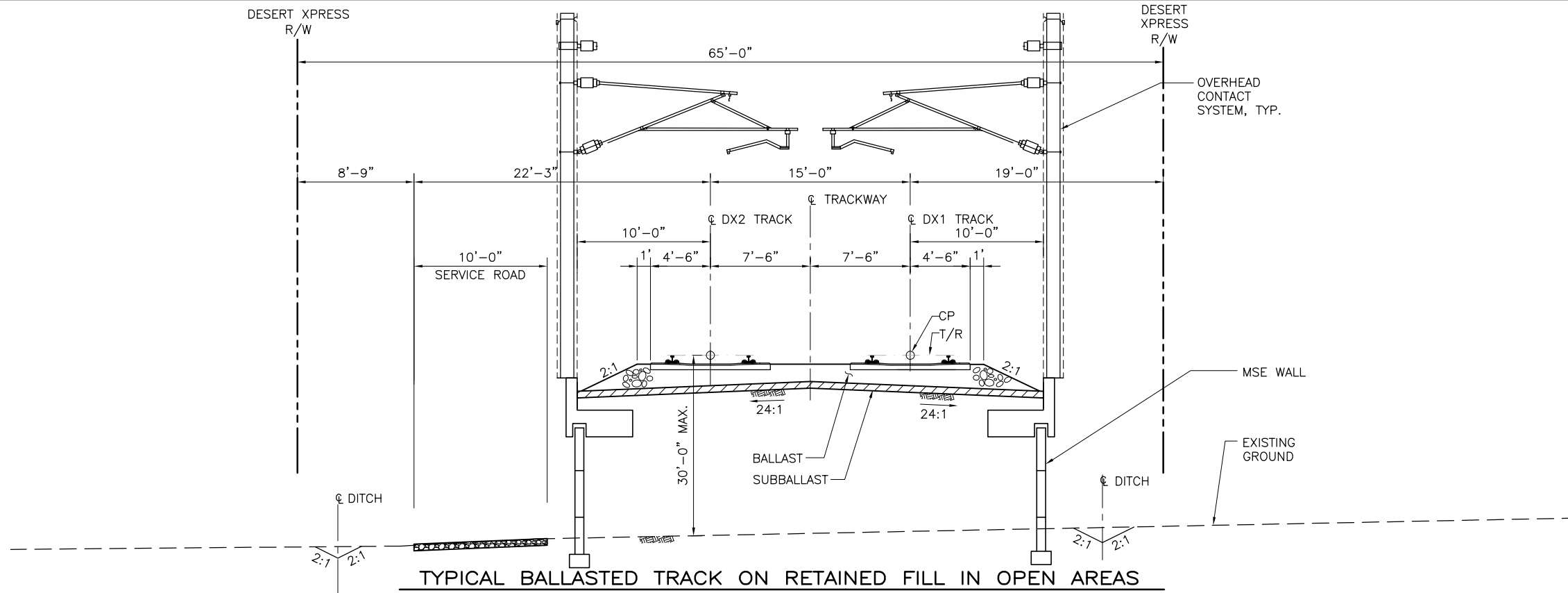
2101 Webster St., Suite 1000
Oakland, CA 94612
Phone: (510) 419-6000
Fax: (510) 419-5355
S-A-1-50

DESERT XPRESS
VICTORVILLE TO LAS VEGAS
TYPICAL SECTIONS

SHEET 3

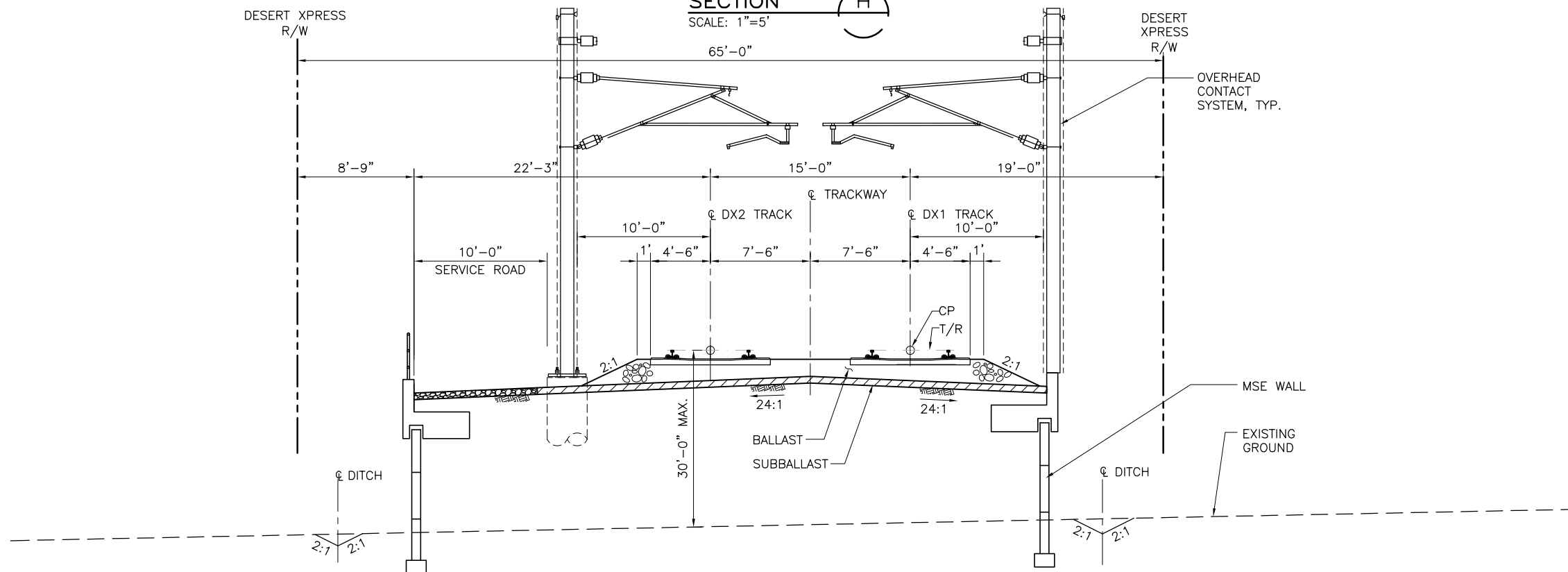
CADD FILENAME C503.dwg		
SIZE D	SCALE 1"=5'-0"	
CONTRACT NO.		
REV. B	SHEET NO. C503	PAGE NO.

Jun14 Feb 05, 2010 11:30am L:\work\103156 - Desert Express\Drawings\DESIGN\CIVIL\C503.dwg



TYPICAL BALLASTED TRACK ON RETAINED FILL IN OPEN AREAS

SECTION H
SCALE: 1"=5'



TYPICAL BALLASTED TRACK ON RETAINED FILL WITH SERVICE ROAD IN OPEN AREAS - WEST SIDE

SECTION G
SCALE: 1"=5'

Jun12 Feb 05, 2010 11:31am L:\work\103156 - Desert Express\Drawings\DESIGN\CIVIL\C504.dwg

REV	DATE	BY	SUB	APP	DESCRIPTION

DESIGNED BY T. LUNA
DRAWN BY T. LUNA
CHECKED BY J. MAHER
IN CHARGE C. BARBER
DATE 11AUG08

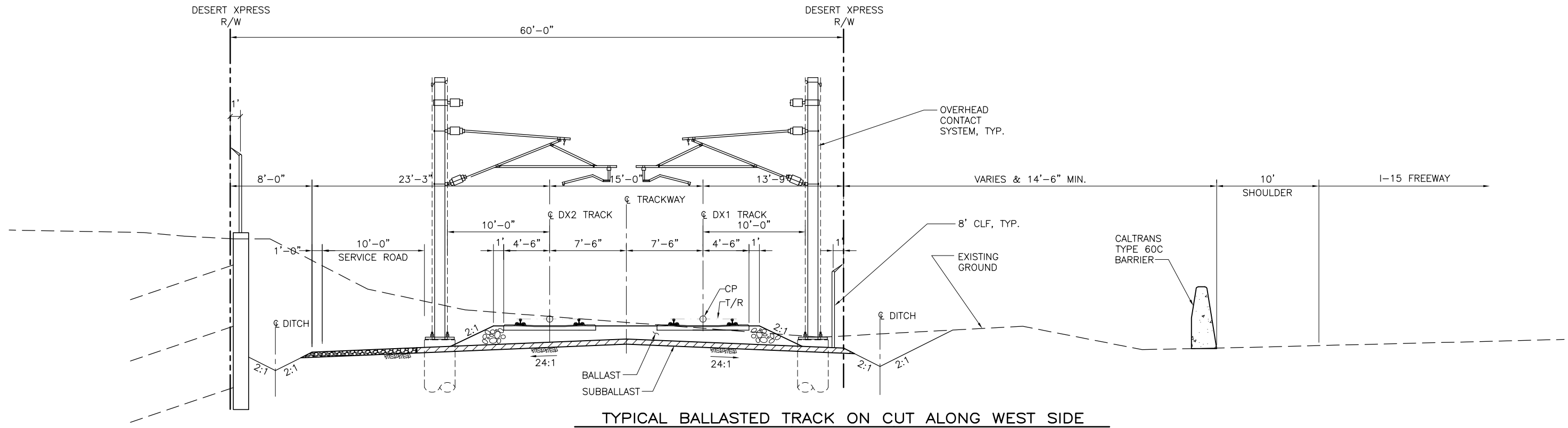
EARTH TECH | AECOM

2101 Webster St., Suite 1000
Oakland, CA 94612
Phone: (510) 419-6000
Fax: (510) 419-5355
S-A-1-51

DESERT Xpress
VICTORVILLE TO LAS VEGAS
TYPICAL SECTIONS

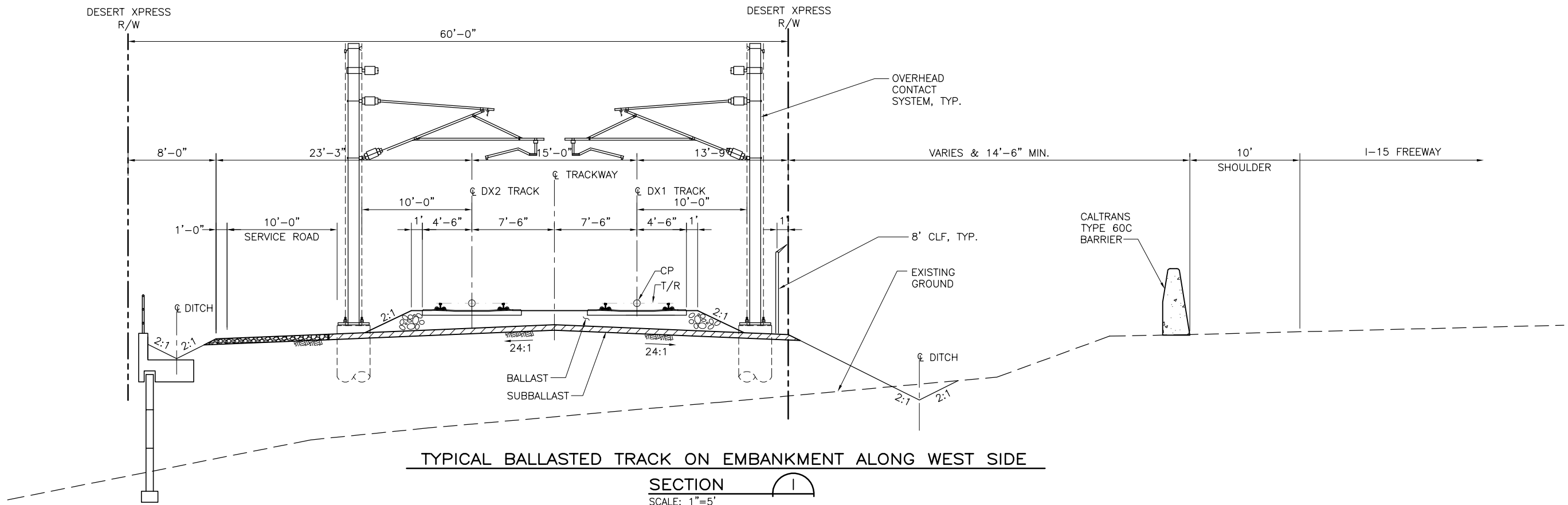
SHEET 4

CADD FILENAME C504.dwg		
SIZE D	SCALE 1"=5'-0"	
CONTRACT NO.		
REV. B	SHEET NO. C504	PAGE NO.



TYPICAL BALLASTED TRACK ON CUT ALONG WEST SIDE

SECTION J
SCALE: 1"=5'



TYPICAL BALLASTED TRACK ON EMBANKMENT ALONG WEST SIDE

SECTION I
SCALE: 1"=5'

Jun14 Feb 05, 2010 11:31am L:\work\103156 - Desert Express\Drawings\DESIGN\CIVIL\C505.dwg

REV	DATE	BY	SUB	APP	DESCRIPTION

DESIGNED BY
T. LUNA
 DRAWN BY
T. LUNA
 CHECKED BY
J. MAHER
 IN CHARGE
C. BARBER
 DATE
19SEP08

EARTH TECH | AECOM

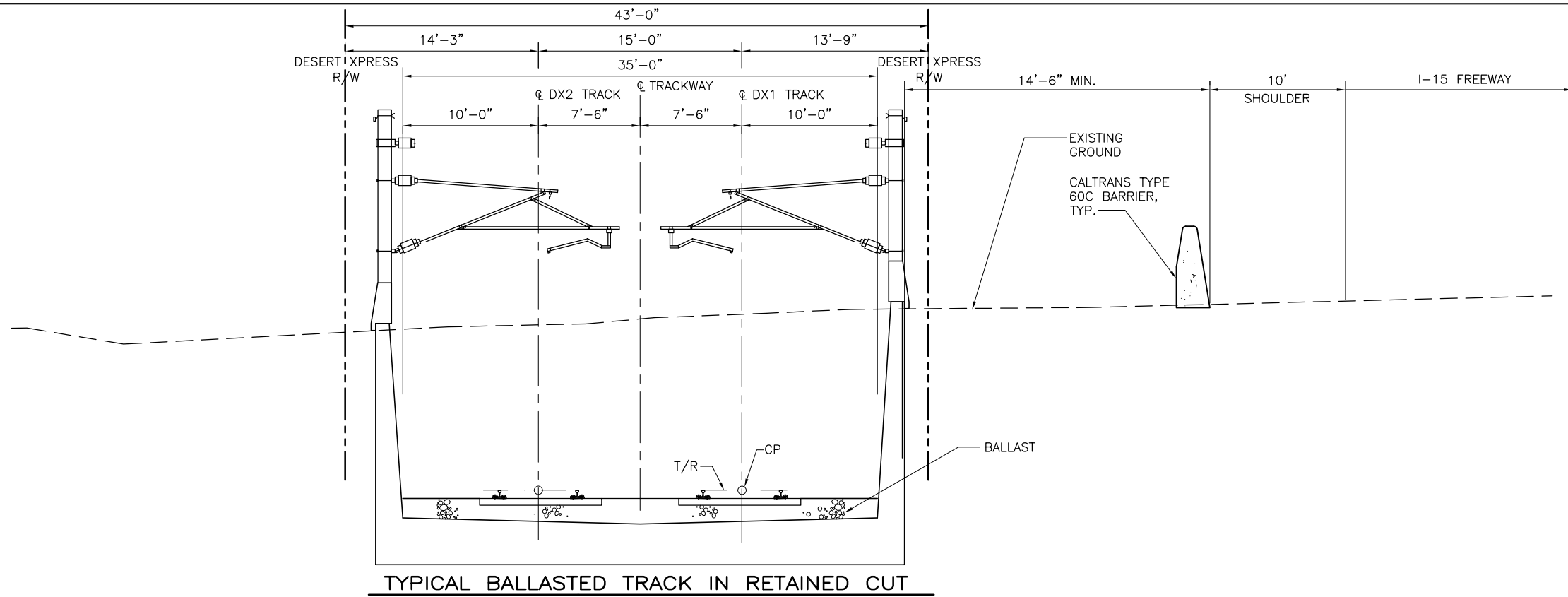
2101 Webster St., Suite 1000
 Oakland, CA 94612
 Phone: (510) 419-6000
 Fax: (510) 419-5355
 S-A-1-52

DESERT XPRESS
 VICTORVILLE TO LAS VEGAS
 TYPICAL SECTIONS

SHEET 5

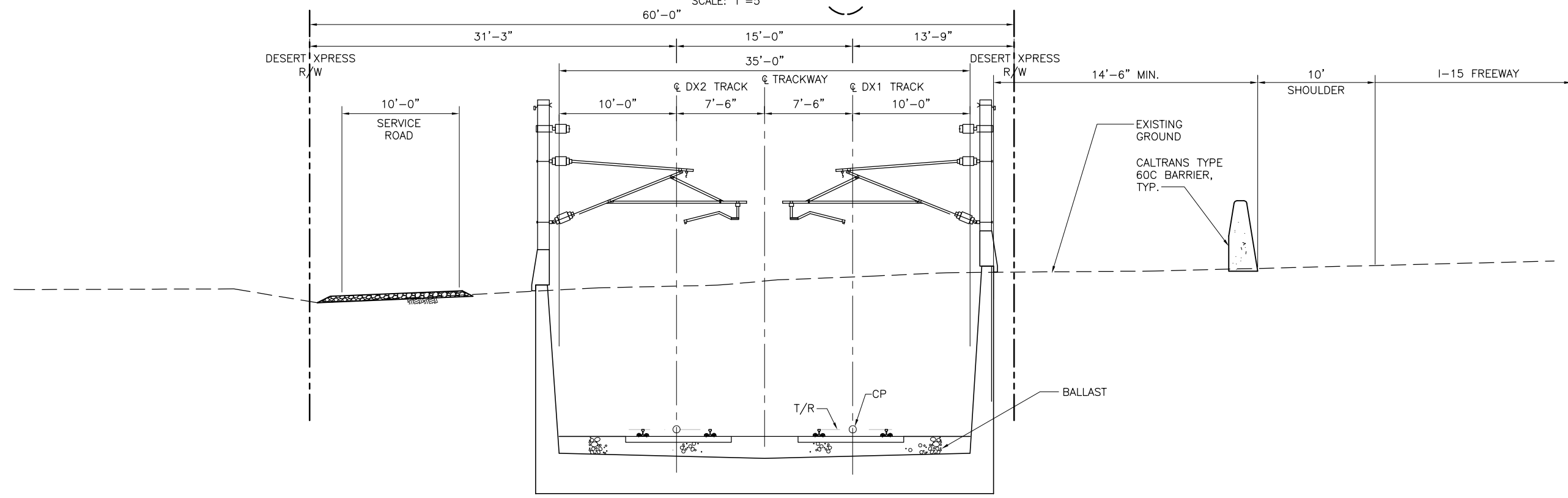
CADD FILENAME C505.dwg		
SIZE D	SCALE 1"=5'-0"	
CONTRACT NO.		
REV. B	SHEET NO. C505	PAGE NO.

Jun 05, 2010 11:32am L:\work\103156 - Desert Express\Drawings\DESIGN\CIVIL\C506.dwg



TYPICAL BALLASTED TRACK IN RETAINED CUT

SECTION K1
SCALE: 1"=5'



TYPICAL BALLASTED TRACK IN RETAINED CUT

SECTION K
SCALE: 1"=5'

REV	DATE	BY	SUB	APP	DESCRIPTION

DESIGNED BY
T. LUNA
 DRAWN BY
T. LUNA
 CHECKED BY
J. MAHER
 IN CHARGE
C. BARBER
 DATE
19SEP08

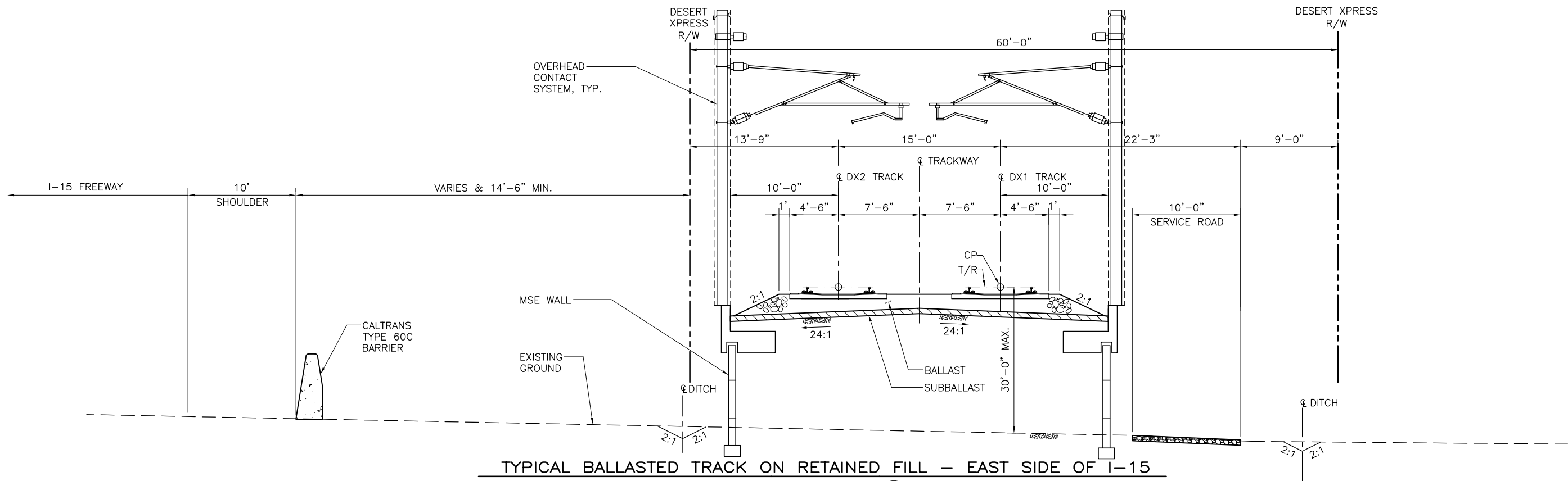
EARTH TECH | AECOM

2101 Webster St., Suite 1000
 Oakland, CA 94612
 Phone: (510) 419-6000
 Fax: (510) 419-5355
 S-A-1-53

DESERT XPRESS
VICTORVILLE TO LAS VEGAS
 TYPICAL SECTIONS

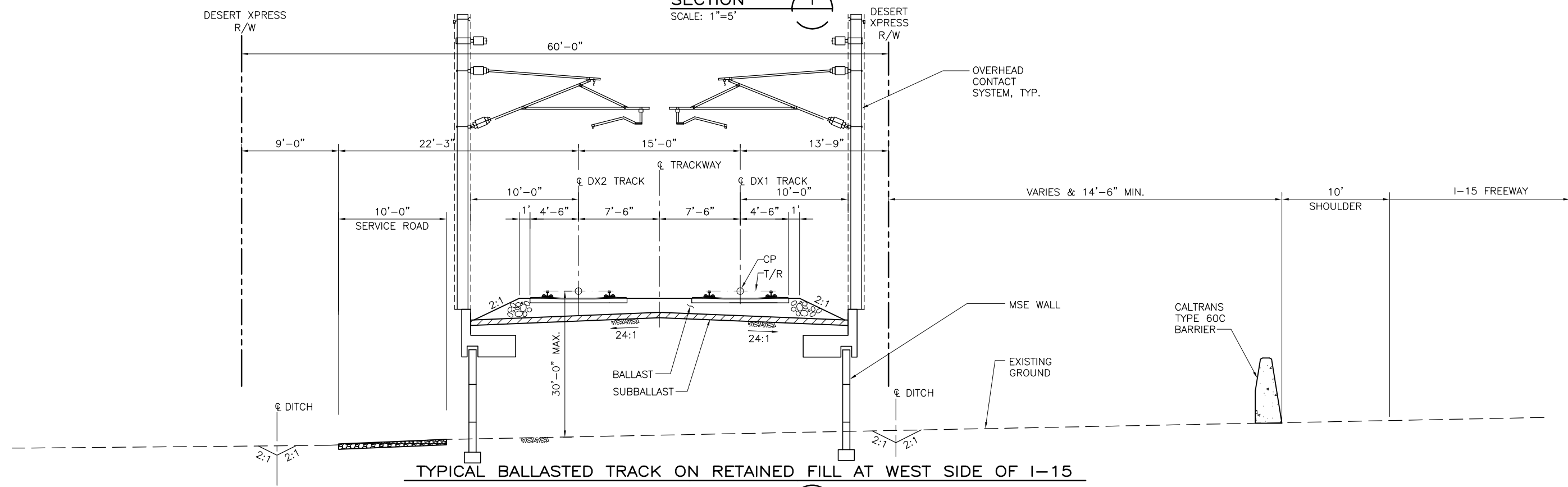
SHEET 6

CADD FILENAME C506.dwg		
SIZE D	SCALE 1"=5'-0"	
CONTRACT NO.		
REV. B	SHEET NO. C506	PAGE NO.



TYPICAL BALLASTED TRACK ON RETAINED FILL – EAST SIDE OF I-15

SECTION T
SCALE: 1"=5'



TYPICAL BALLASTED TRACK ON RETAINED FILL AT WEST SIDE OF I-15

SECTION S
SCALE: 1"=5'

Jun14 Feb 05, 2010 11:34am L:\work\103156 - Desert Express\Drawings\DESIGN\Civil\C511.dwg

REV	DATE	BY	SUB	APP	DESCRIPTION

DESIGNED BY T. LUNA
DRAWN BY T. LUNA
CHECKED BY J. MAHER
IN CHARGE C. BARBER
DATE 19SEP08

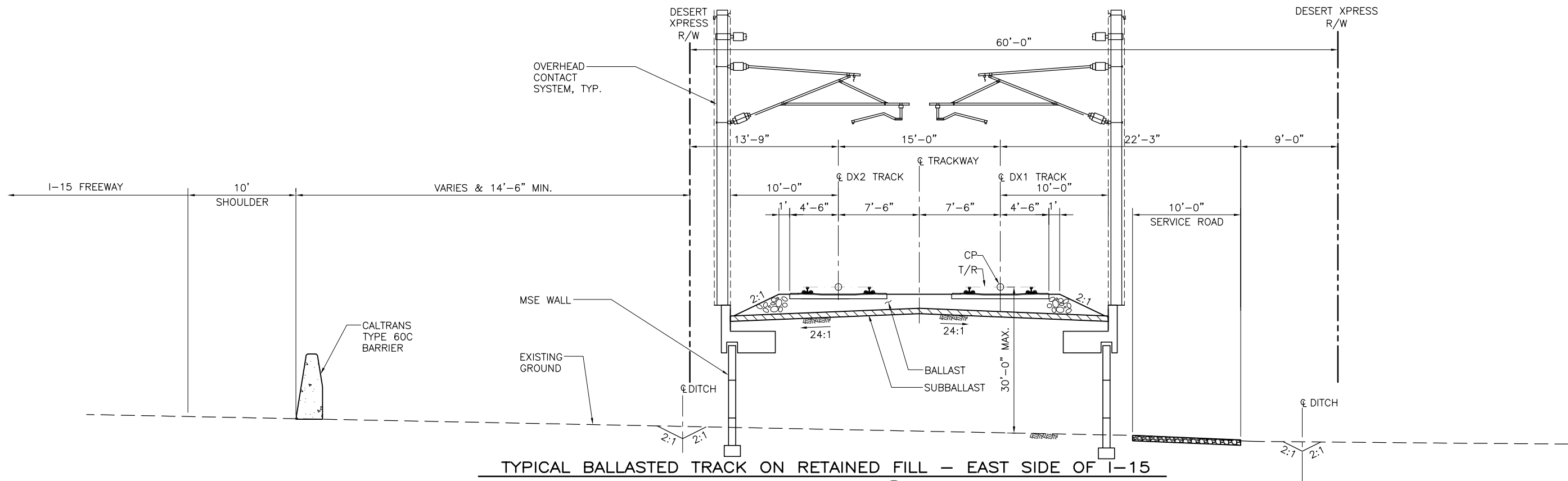
EARTH TECH | AECOM

2101 Webster St., Suite 1000
Oakland, CA 94612
Phone: (510) 419-6000
Fax: (510) 419-5355
S-A-1-54

DESERTXPRESS
VICTORVILLE TO LAS VEGAS
TYPICAL SECTIONS

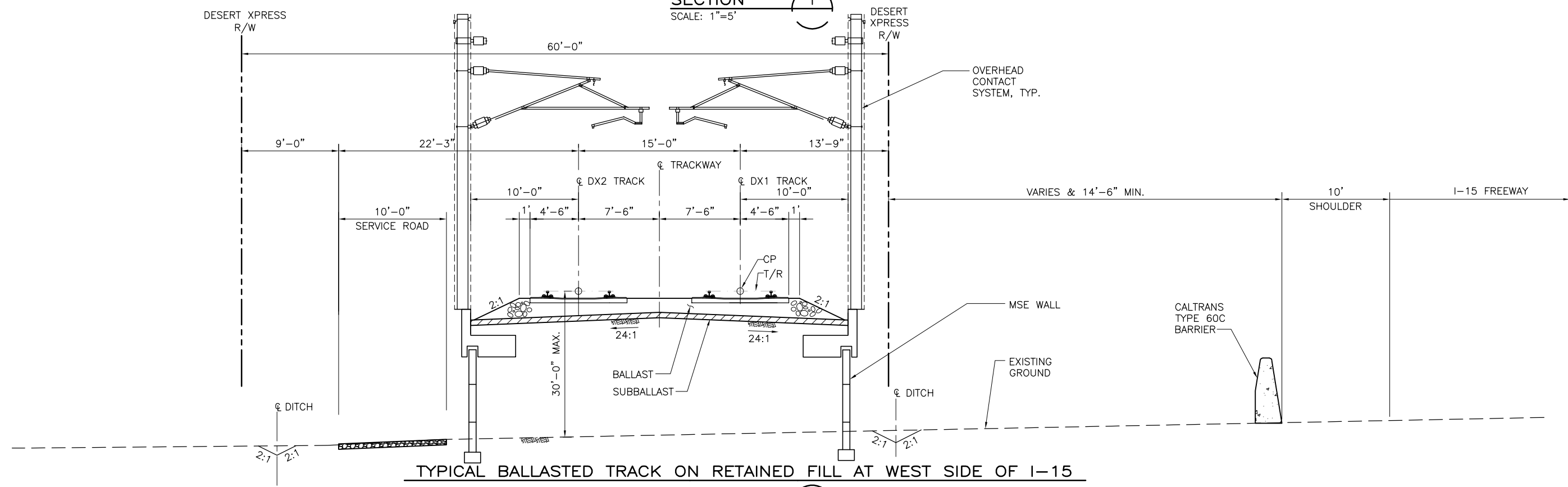
SHEET 11

CADD FILENAME C511.dwg		
SIZE D	SCALE 1"=5'-0"	
CONTRACT NO.		
REV. B	SHEET NO. C511	PAGE NO.



TYPICAL BALLASTED TRACK ON RETAINED FILL – EAST SIDE OF I-15

SECTION T
SCALE: 1"=5'



TYPICAL BALLASTED TRACK ON RETAINED FILL AT WEST SIDE OF I-15

SECTION S
SCALE: 1"=5'

Jun14 Feb 05, 2010 11:34am L:\work\103156 - Desert Express\Drawings\DESIGN\Civil\C511.dwg

REV	DATE	BY	SUB	APP	DESCRIPTION

DESIGNED BY T. LUNA
DRAWN BY T. LUNA
CHECKED BY J. MAHER
IN CHARGE C. BARBER
DATE 19SEP08

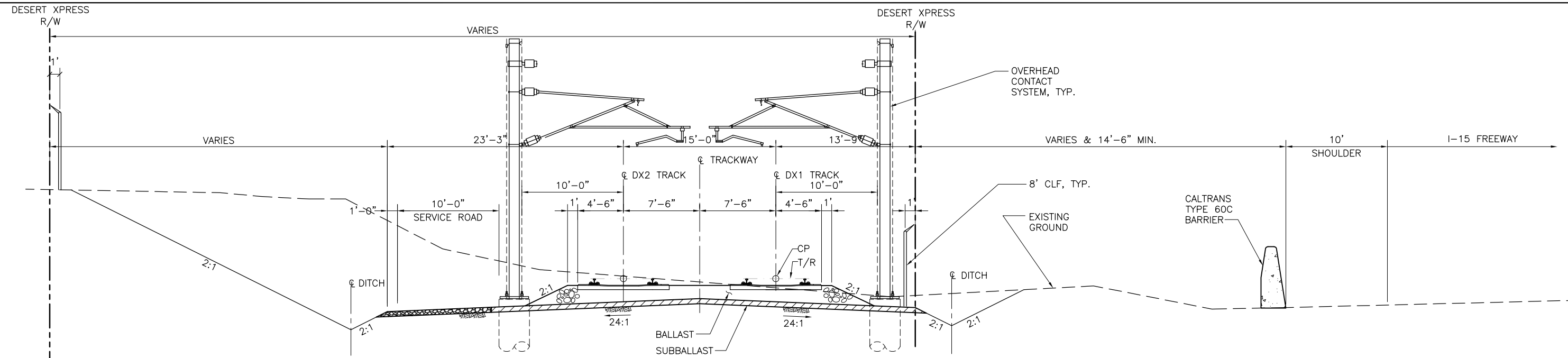
EARTH TECH | AECOM

2101 Webster St., Suite 1000
Oakland, CA 94612
Phone: (510) 419-6000
Fax: (510) 419-5355
S-A-1-55

DESERT Xpress
VICTORVILLE TO LAS VEGAS
TYPICAL SECTIONS

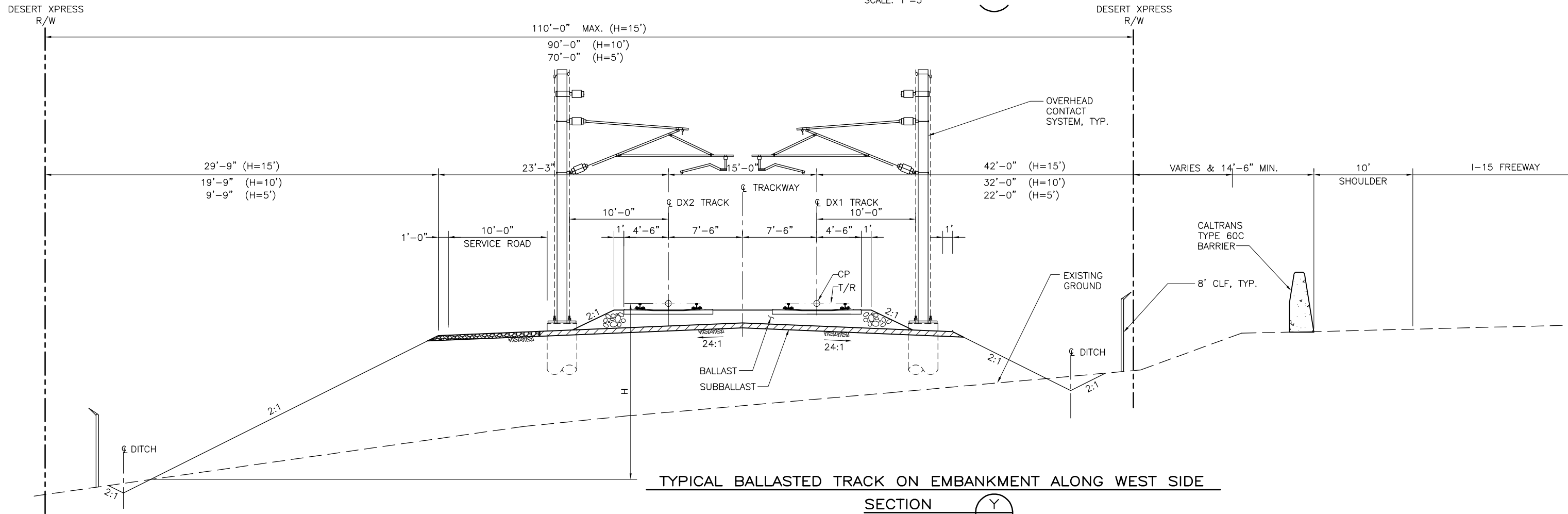
SHEET 11

CADD FILENAME C511.dwg		
SIZE D	SCALE 1"=5'-0"	
CONTRACT NO.		
REV. B	SHEET NO. C511	PAGE NO.



TYPICAL BALLASTED TRACK ON CUT ALONG WEST SIDE

SECTION **Z**
SCALE: 1"=5'



TYPICAL BALLASTED TRACK ON EMBANKMENT ALONG WEST SIDE

SECTION **Y**
SCALE: 1"=5'

Jun12 Feb 05, 2010 11:27am L:\work\103156 - Desert Express\Drawings\DESIGN\CIVIL\C517.dwg

REV	DATE	BY	SUB	APP	DESCRIPTION

DESIGNED BY T. LUNA
DRAWN BY T. LUNA
CHECKED BY J. MAHER
IN CHARGE J. MAHER
DATE 11DEC09

EARTH TECH | AECOM

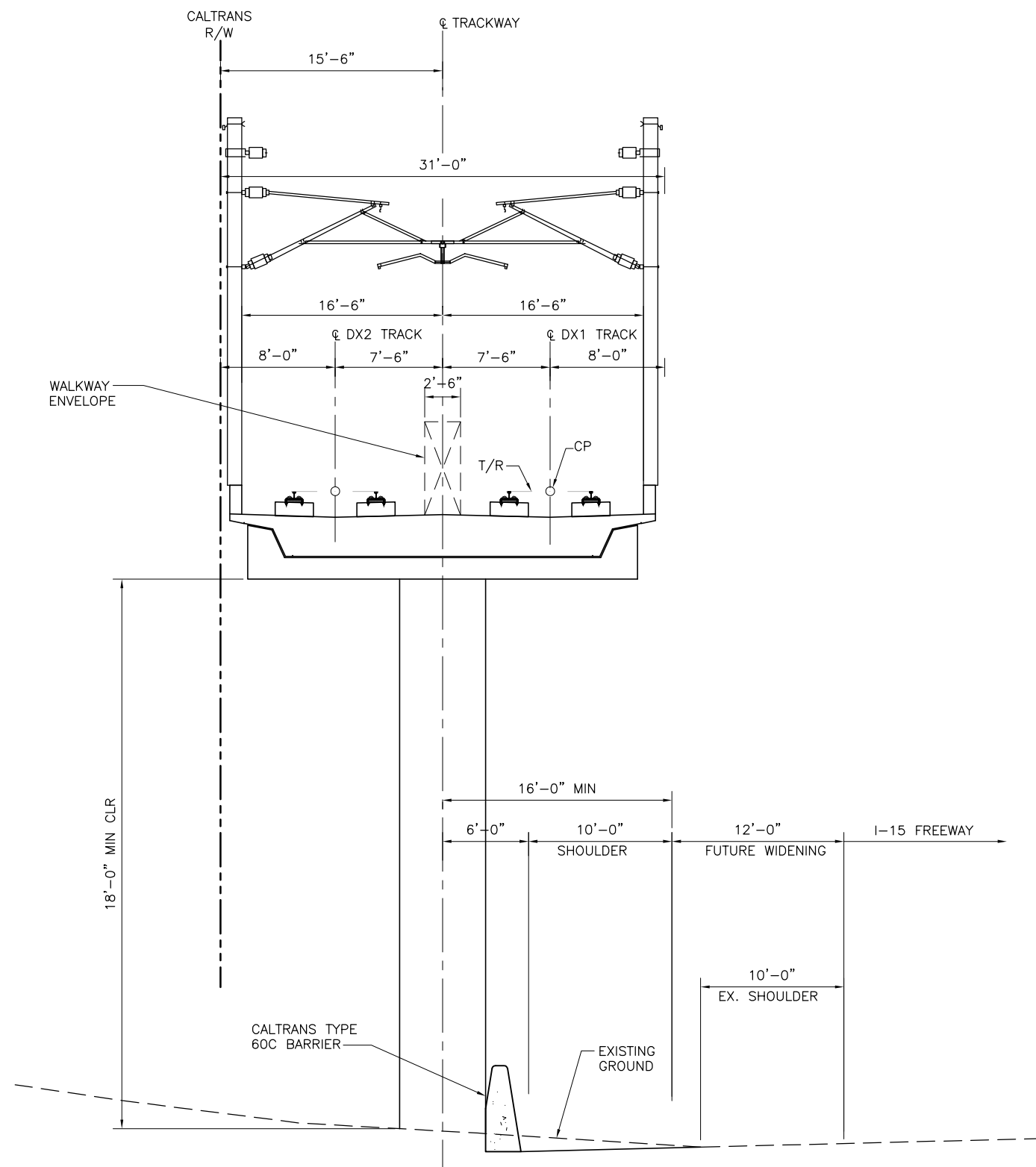
2101 Webster St., Suite 1000
Oakland, CA 94612
Phone: (510) 419-6000
Fax: (510) 419-5355
S-A-1-56

DESERT XPRESS
VICTORVILLE TO LAS VEGAS
TYPICAL SECTIONS

SHEET 17

CADD FILENAME C517.dwg	
SIZE D	SCALE 1"=5'-0"
CONTRACT NO.	
REV. A	SHEET NO. C517
PAGE NO.	

Jun16 Feb 19, 2010 3:42pm L:\work\103156 - Desert Express\Drawings\DESIGN\Civil\0518.dwg



TYPICAL DIRECT FIXATION TRACK ON AERIAL STRUCTURE

SECTION AA
SCALE: 1"=5'

REV	DATE	BY	SUB	APP	DESCRIPTION

DESIGNED BY
T. LUNA
 DRAWN BY
T. LUNA
 CHECKED BY
J. MAHER
 IN CHARGE
J. MAHER
 DATE
17FEB10

EARTH TECH | AECOM

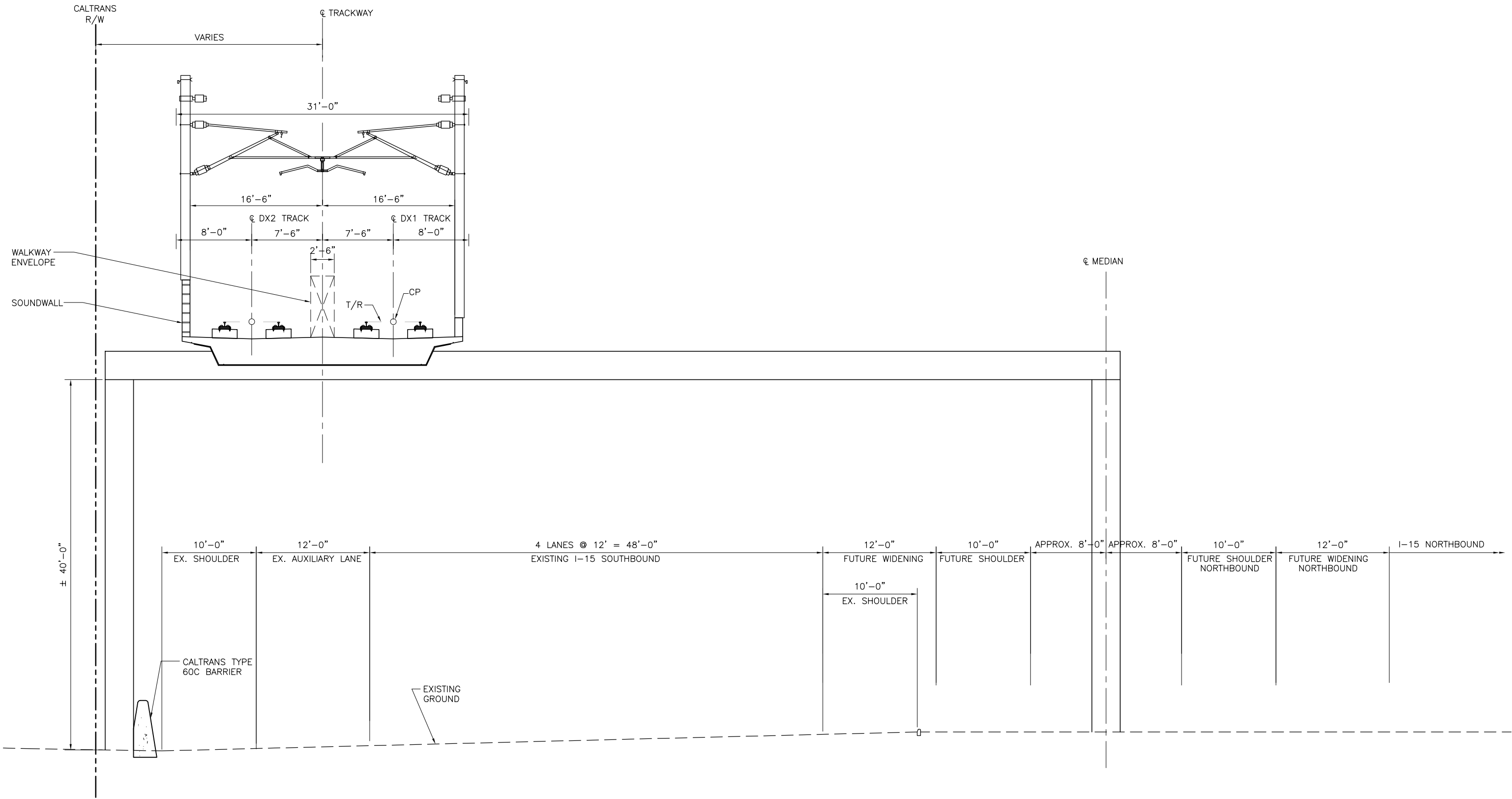
2101 Webster St., Suite 1000
 Oakland, CA 94612
 Phone: (510) 419-6000
 Fax: (510) 419-5355
 S-A-1-57

DESERT X PRESS
 VICTORVILLE TO LAS VEGAS
 TYPICAL SECTIONS

SHEET 18

CADD FILENAME C518.dwg		
SIZE D	SCALE 1"=5'-0"	
CONTRACT NO.		
REV. A	SHEET NO. C518	PAGE NO.

Jun18 Feb 19, 2010 2:02pm L:\work\103158 - Desert Express\Drawings\DESIGN\Civil\0519.dwg



TYPICAL DIRECT FIXATION TRACK ON AERIAL STRUCTURE

SECTION AB
SCALE: 1"=5'

REV	DATE	BY	SUB	APP	DESCRIPTION

DESIGNED BY
T. LUNA
 DRAWN BY
T. LUNA
 CHECKED BY
J. MAHER
 IN CHARGE
J. MAHER
 DATE
17FEB10

EARTH TECH | AECOM

2101 Webster St., Suite 1000
 Oakland, CA 94612
 Phone: (510) 419-6000
 Fax: (510) 419-5355
 S-A-1-58

DESERTXPRESS
 VICTORVILLE TO LAS VEGAS
 TYPICAL SECTIONS

SHEET 19

CADD FILENAME C519.dwg		
SIZE D	SCALE 1"=5'-0"	
CONTRACT NO.		
REV. A	SHEET NO. C519	PAGE NO.