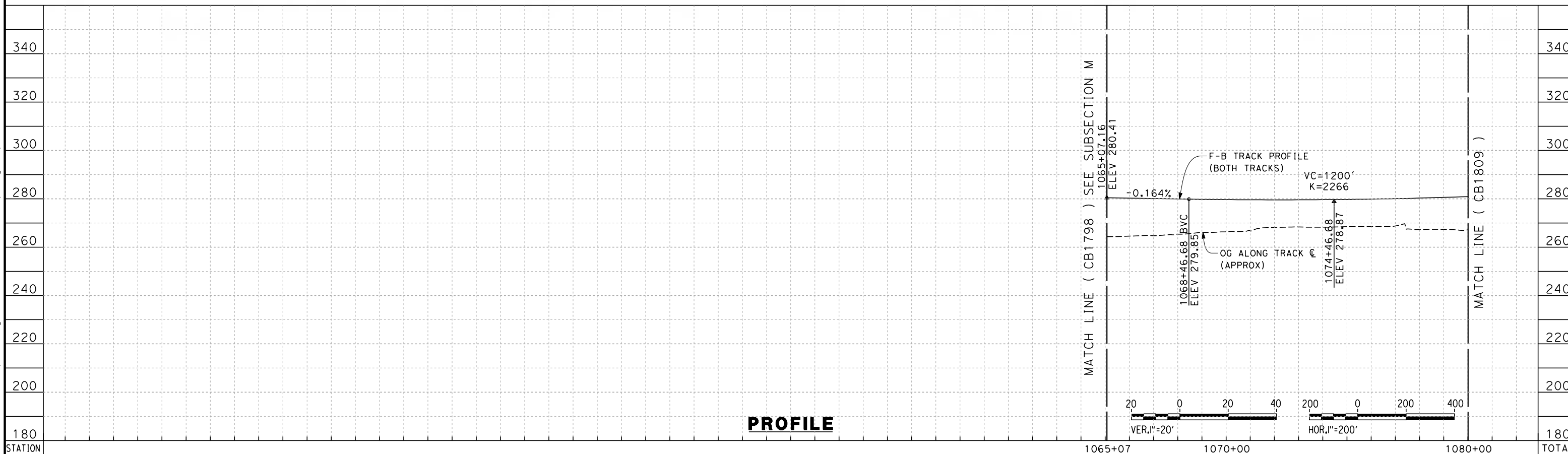



c:\pwworking\hmm\external\alexander.poling-arup.com\d0125343\FB-CB-1808-H.dgn



REV	DATE	BY	CHK	APP	DESCRIPTION

DESIGNED BY
A. POLING

DRAWN BY
J. BORGHESI

CHECKED BY
K. SEYMOUR

IN CHARGE
R. COFFIN

DATE
12/31/13

**RECORD SET 15%
 DESIGN SUBMISSION**

**NOT FOR
 CONSTRUCTION**



**CALIFORNIA HIGH-SPEED TRAIN PROJECT
 FRESNO TO BAKERSFIELD**

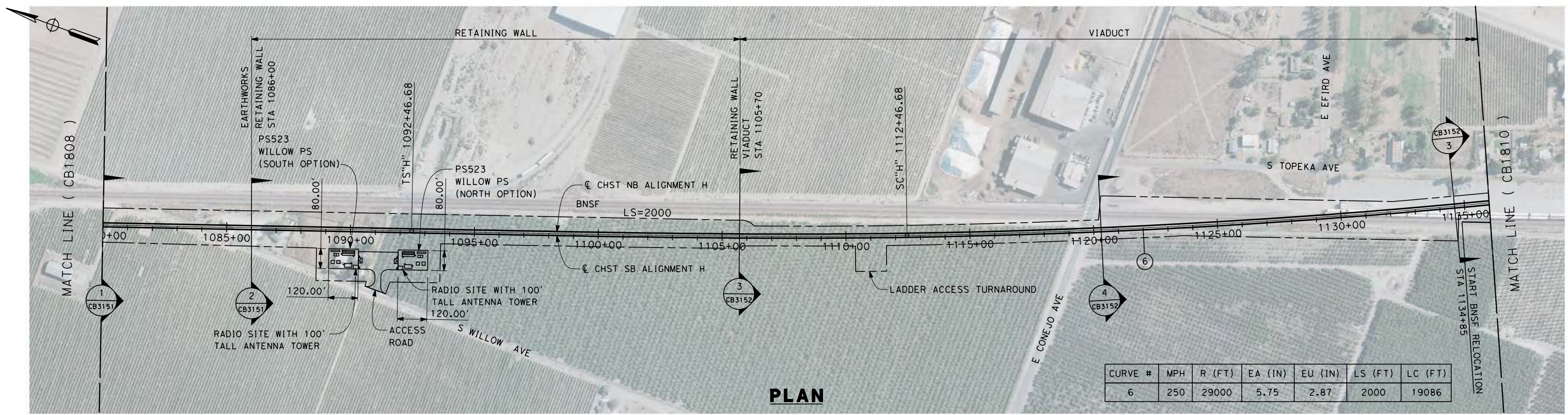
HANFORD SUBSECTION
 ALIGNMENT H
 STA. 1065+07 TO 1080+00
 PLAN AND PROFILE

CONTRACT NO.
HSR 06-0003

DRAWING NO.
CB1808

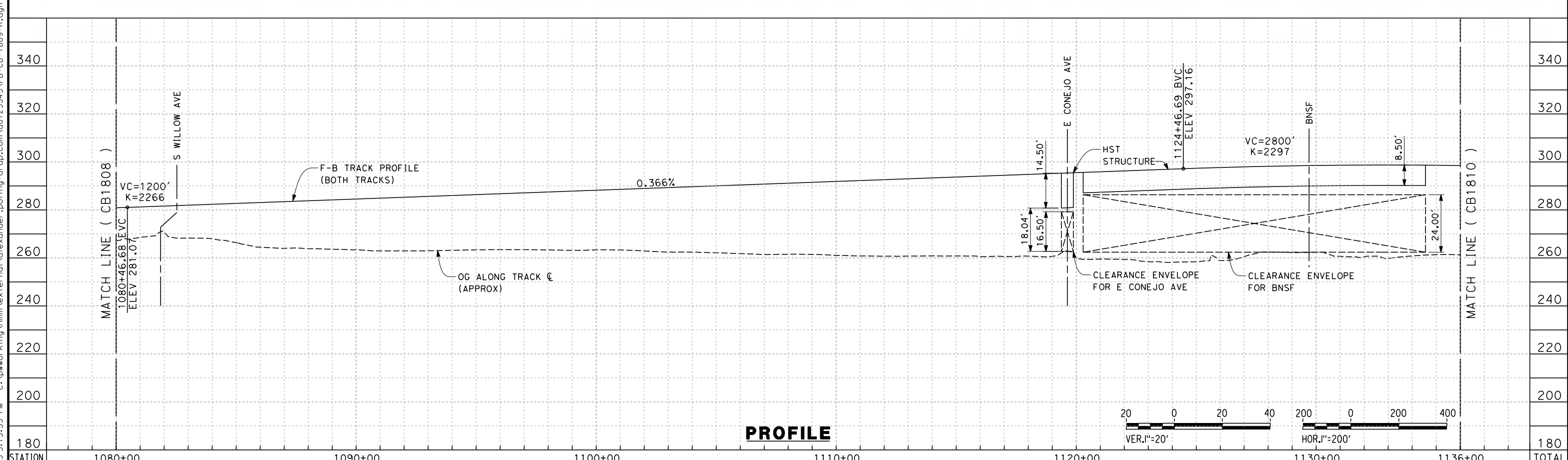
SCALE
AS SHOWN

SHEET NO.
2 OF 31

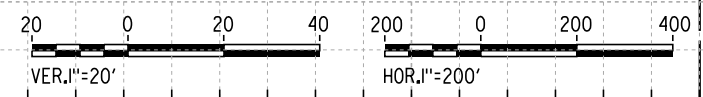


CURVE #	MPH	R (FT)	EA (IN)	EU (IN)	LS (FT)	LC (FT)
6	250	29000	5.75	2.87	2000	19086

PLAN



PROFILE



STATION	1080+00	1090+00	1100+00	1110+00	1120+00	1130+00	1136+00	TOTAL
Exc								
Emb								

REV	DATE	BY	CHK	APP	DESCRIPTION

DESIGNED BY
A. POLING
DRAWN BY
J. BORGHESI
CHECKED BY
K. SEYMOUR
IN CHARGE
R. COFFIN
DATE
12/31/13

**RECORD SET 15%
DESIGN SUBMISSION**

**NOT FOR
CONSTRUCTION**

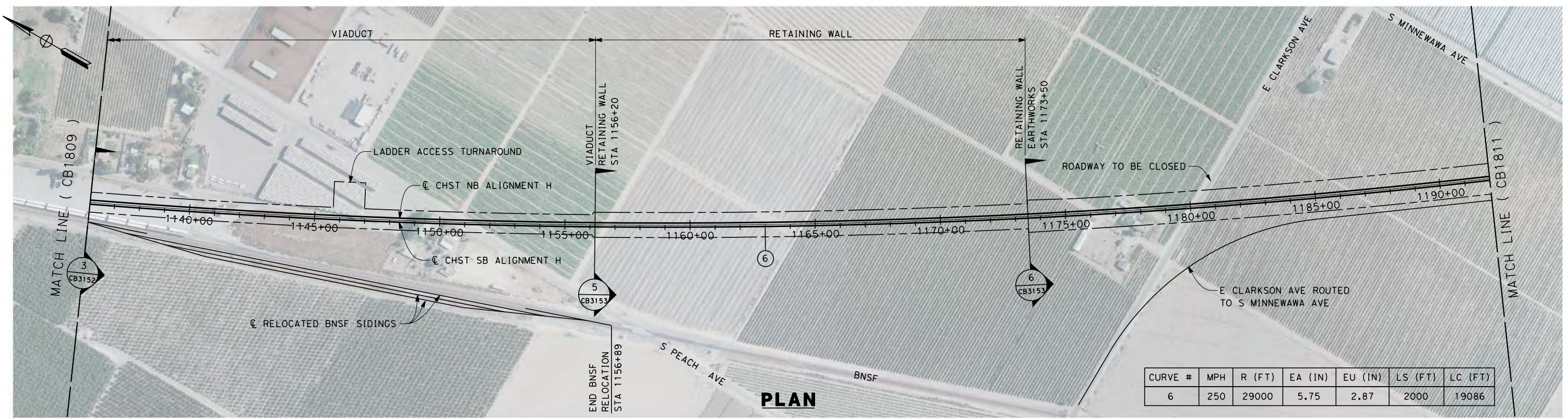


**CALIFORNIA HIGH-SPEED TRAIN PROJECT
FRESNO TO BAKERSFIELD**

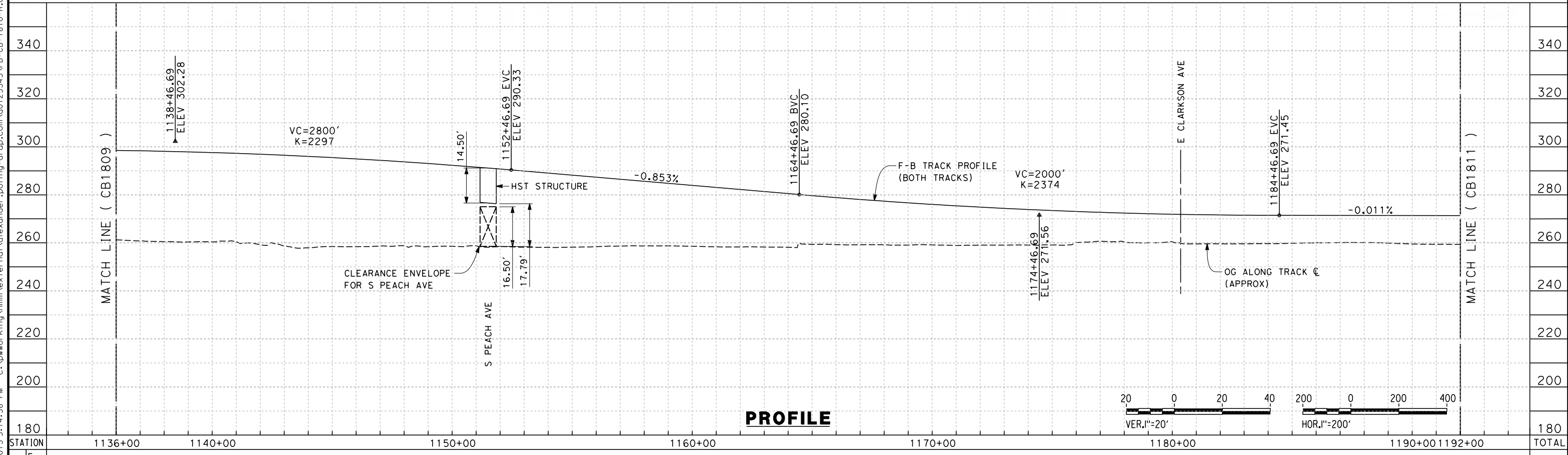
HANFORD SUBSECTION
ALIGNMENT H
STA. 1080+00 TO 1136+00
PLAN AND PROFILE

CONTRACT NO.
HSR 06-0003
DRAWING NO.
CB1809
SCALE
AS SHOWN
SHEET NO.
3 OF 31

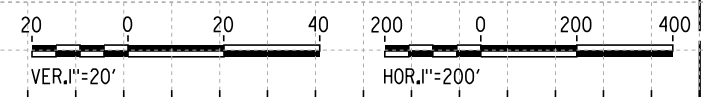
c:\pwworking\hmm\external\alexander.poling-arup.com\d0125343\FB-CB-1809-H.dgn



PLAN



PROFILE



STATION	1136+00	1140+00	1150+00	1160+00	1170+00	1180+00	1190+00	1192+00	TOTAL
Exc									
Emb									

REV	DATE	BY	CHK	APP	DESCRIPTION

DESIGNED BY
A. POLING
DRAWN BY
J. BORGHESI
CHECKED BY
K. SEYMOUR
IN CHARGE
R. COFFIN
DATE
12/31/13

**RECORD SET 15%
DESIGN SUBMISSION**

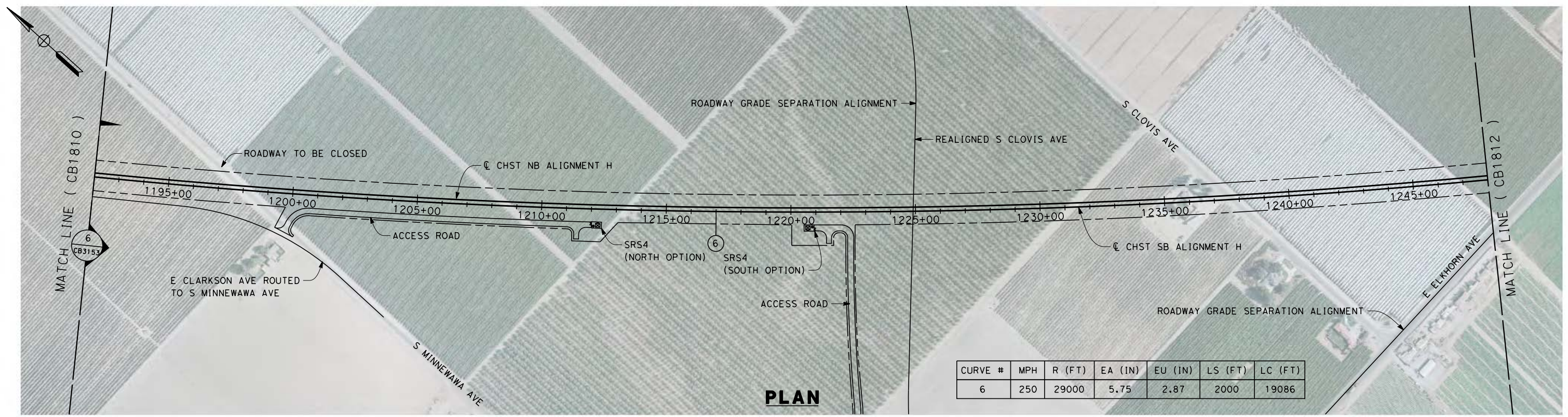
**NOT FOR
CONSTRUCTION**



**CALIFORNIA HIGH-SPEED TRAIN PROJECT
FRESNO TO BAKERSFIELD**
HANFORD SUBSECTION
ALIGNMENT H
STA. 1136+00 TO 1192+00
PLAN AND PROFILE

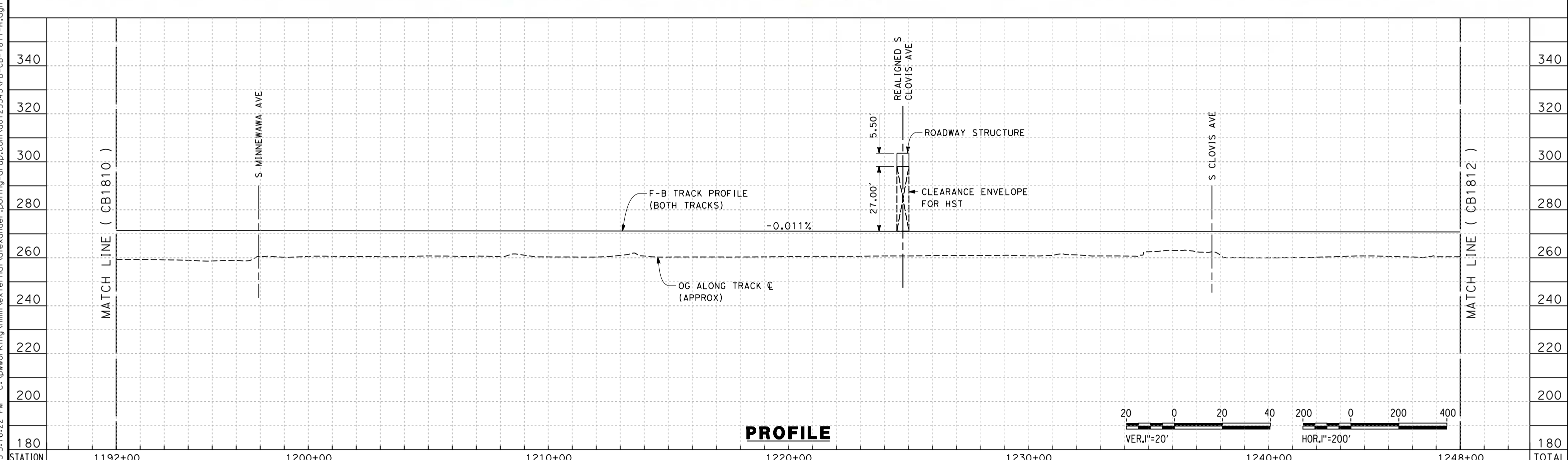
CONTRACT NO.
HSR 06-0003
DRAWING NO.
CB1810
SCALE
AS SHOWN
SHEET NO.
4 OF 31

alexander.poling 12/10/2013 5:14:58 PM c:\pwworking\hmm\external\alexander.poling-arup.com\d0125343\FB-CB-1810-H.dgn

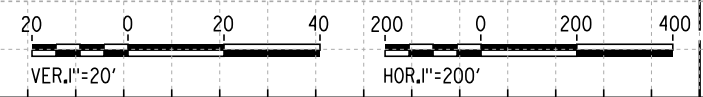


CURVE #	MPH	R (FT)	EA (IN)	EU (IN)	LS (FT)	LC (FT)
6	250	29000	5.75	2.87	2000	19086

PLAN



PROFILE



STATION	1192+00	1200+00	1210+00	1220+00	1230+00	1240+00	1248+00	TOTAL
Exc								
Emb								

REV	DATE	BY	CHK	APP	DESCRIPTION

DESIGNED BY
A. POLING
DRAWN BY
J. BORGHESI
CHECKED BY
K. SEYMOUR
IN CHARGE
R. COFFIN
DATE
12/31/13

**RECORD SET 15%
DESIGN SUBMISSION**

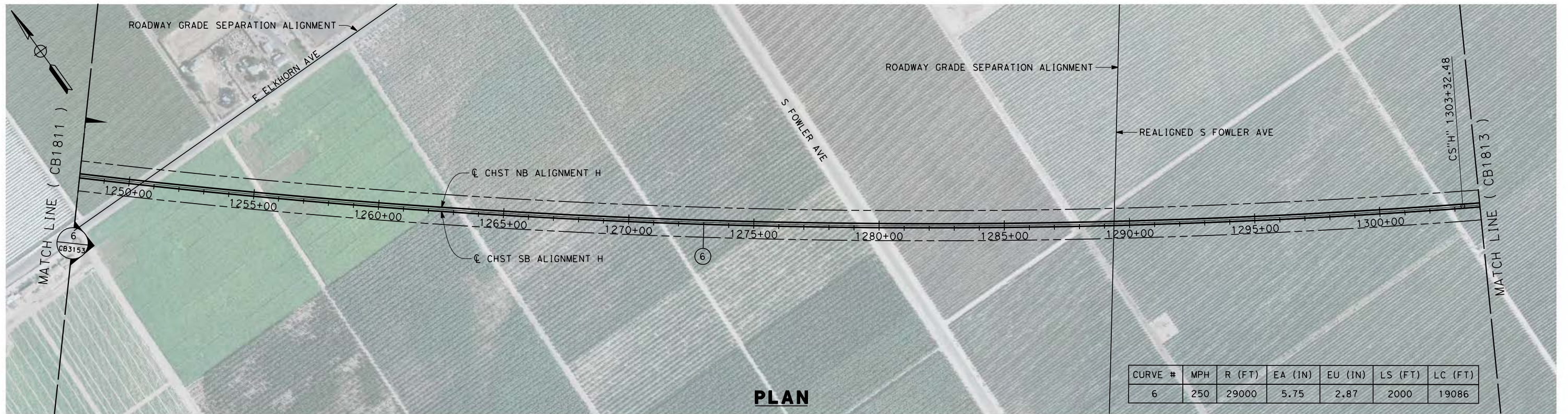
**NOT FOR
CONSTRUCTION**



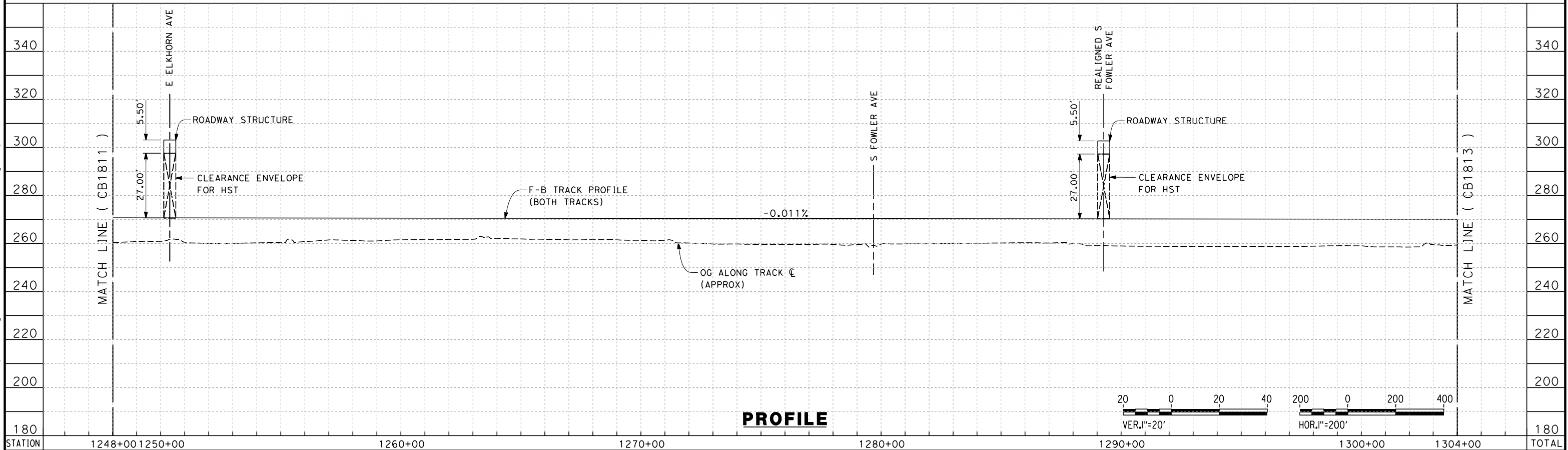
**CALIFORNIA HIGH-SPEED TRAIN PROJECT
FRESNO TO BAKERSFIELD**
HANFORD SUBSECTION
ALIGNMENT H
STA. 1192+00 TO 1248+00
PLAN AND PROFILE

CONTRACT NO.
HSR 06-0003
DRAWING NO.
CB1811
SCALE
AS SHOWN
SHEET NO.
5 OF 31

c:\pwworking\hmm\external\alexander.poling-arup.com\d0125343\FB-CB-1811-H.dgn



PLAN



PROFILE

STATION	1248+00	1250+00	1260+00	1270+00	1280+00	1290+00	1300+00	1304+00	TOTAL
Exc									
Emb									

REV	DATE	BY	CHK	APP	DESCRIPTION

DESIGNED BY
A. POLING
DRAWN BY
J. BORGHESI
CHECKED BY
K. SEYMOUR
IN CHARGE
R. COFFIN
DATE
12/31/13

**RECORD SET 15%
DESIGN SUBMISSION**

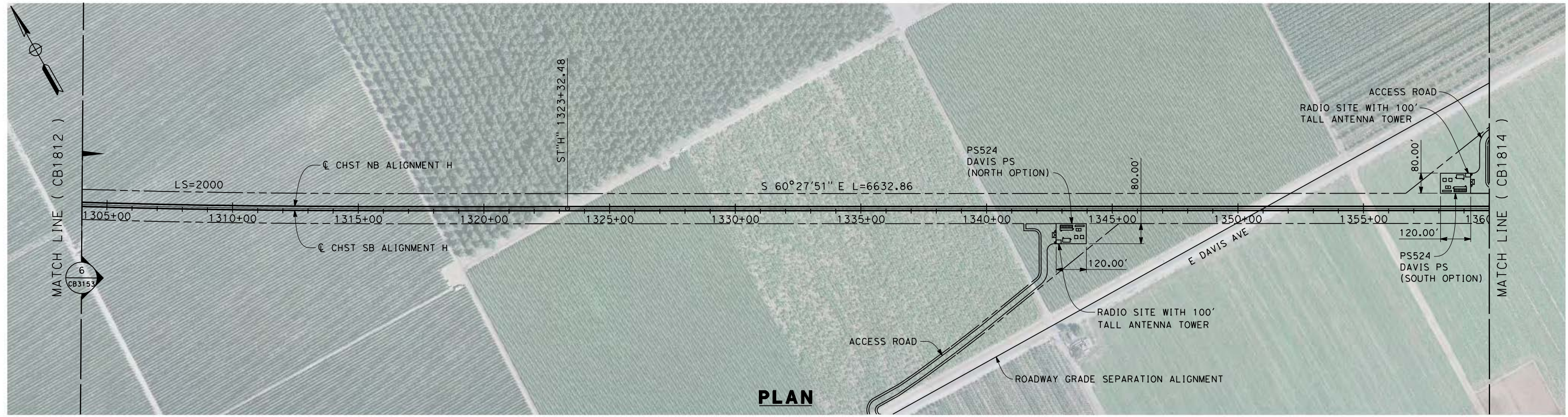
**NOT FOR
CONSTRUCTION**



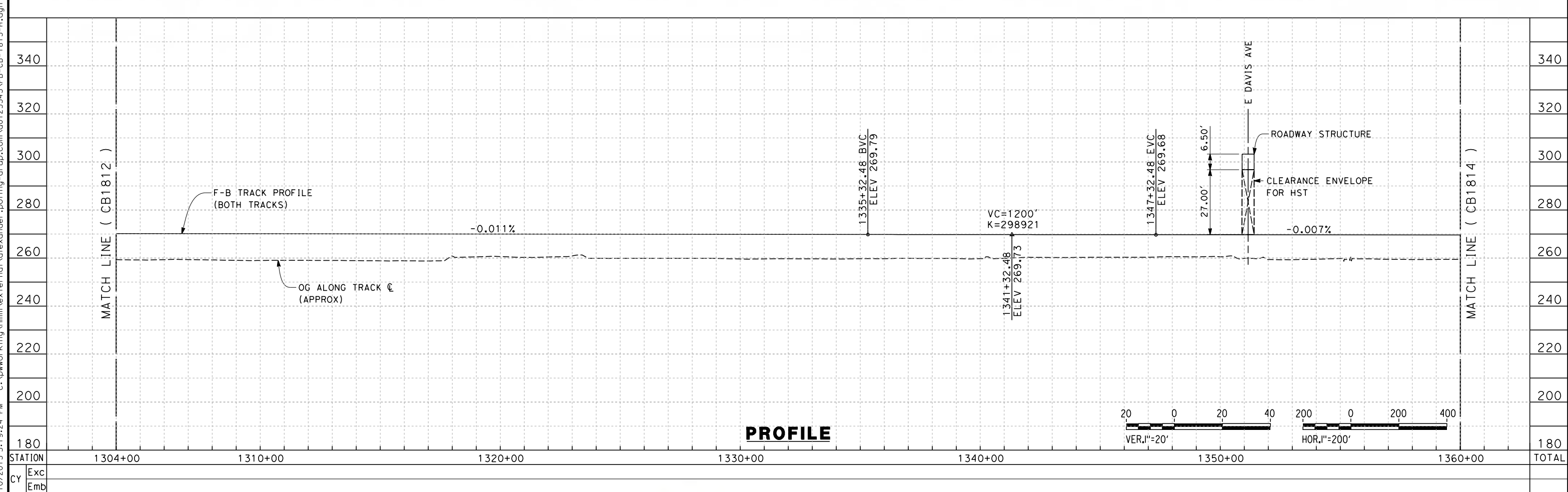
**CALIFORNIA HIGH-SPEED TRAIN PROJECT
FRESNO TO BAKERSFIELD**
HANFORD SUBSECTION
ALIGNMENT H
STA 1248+00 TO 1304+00
PLAN AND PROFILE

CONTRACT NO.
HSR 06-0003
DRAWING NO.
CB1812
SCALE
AS SHOWN
SHEET NO.
6 OF 31

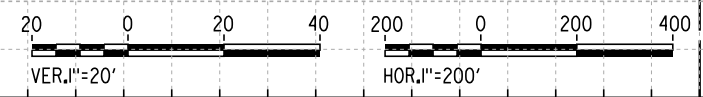
c:\pwworking\hmm\external\alexander.poling-arup.com\d0125343\FB-CB-1812-H.dgn



PLAN



PROFILE



REV	DATE	BY	CHK	APP	DESCRIPTION

DESIGNED BY
A. POLING
DRAWN BY
J. BORGHESI
CHECKED BY
K. SEYMOUR
IN CHARGE
R. COFFIN
DATE
12/31/13

**RECORD SET 15%
DESIGN SUBMISSION**

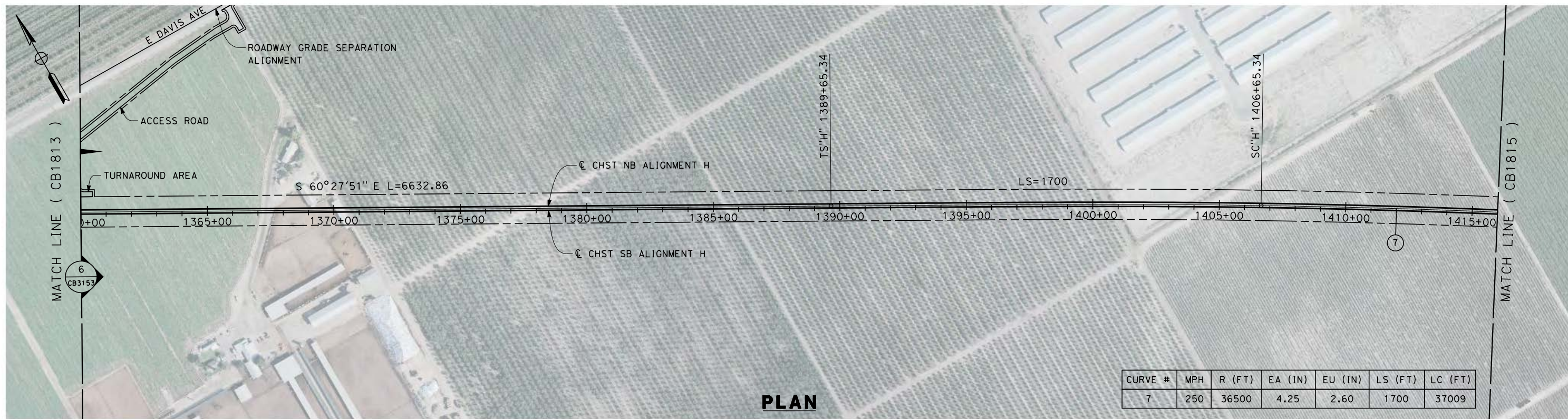
**NOT FOR
CONSTRUCTION**



**CALIFORNIA HIGH-SPEED TRAIN PROJECT
FRESNO TO BAKERSFIELD**
HANFORD SUBSECTION
ALIGNMENT H
STA. 1304+00 TO 1360+00
PLAN AND PROFILE

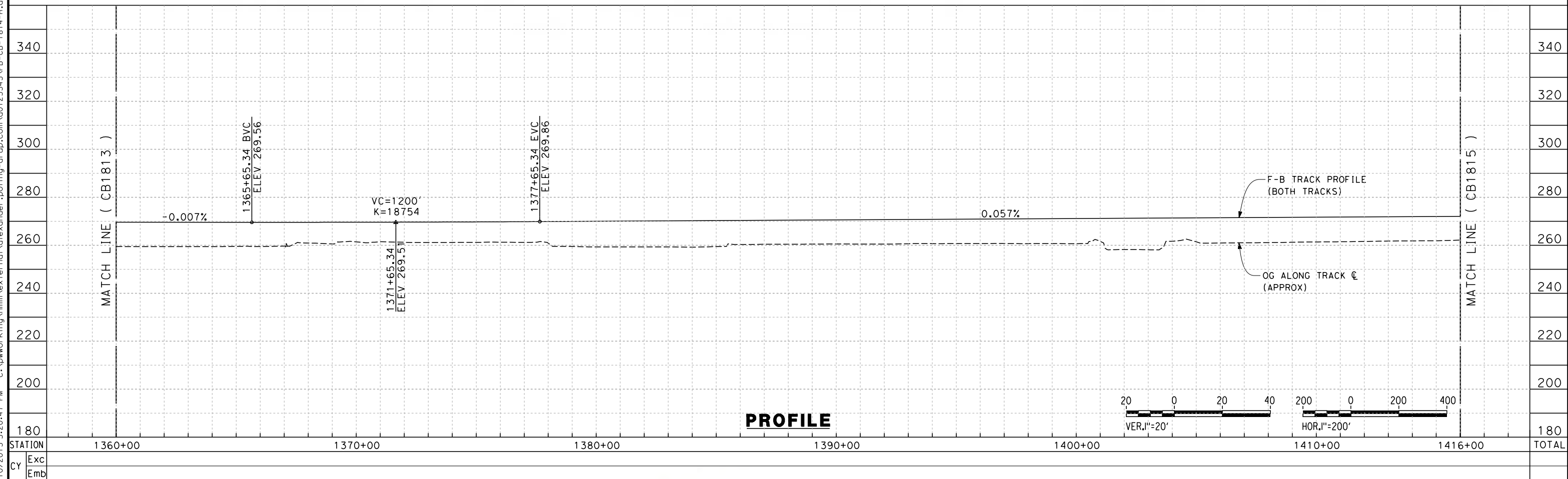
CONTRACT NO.
HSR 06-0003
DRAWING NO.
CB1813
SCALE
AS SHOWN
SHEET NO.
7 OF 31

c:\pwworking\hmm\external\alexander.poling-arup.com\d0125343\FB-CB-1813-H.dgn

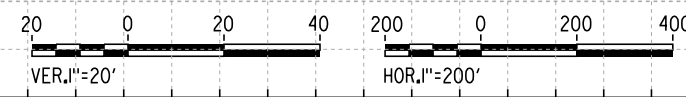


PLAN

c:\pwworking\hmm\external\alexander.poling-arup.com\d0125343\FB-CB-1814-H.dgn



PROFILE



REV	DATE	BY	CHK	APP	DESCRIPTION

DESIGNED BY
A. POLING
DRAWN BY
J. BORGHESI
CHECKED BY
K. SEYMOUR
IN CHARGE
R. COFFIN
DATE
12/31/13

**RECORD SET 15%
DESIGN SUBMISSION**

**NOT FOR
CONSTRUCTION**

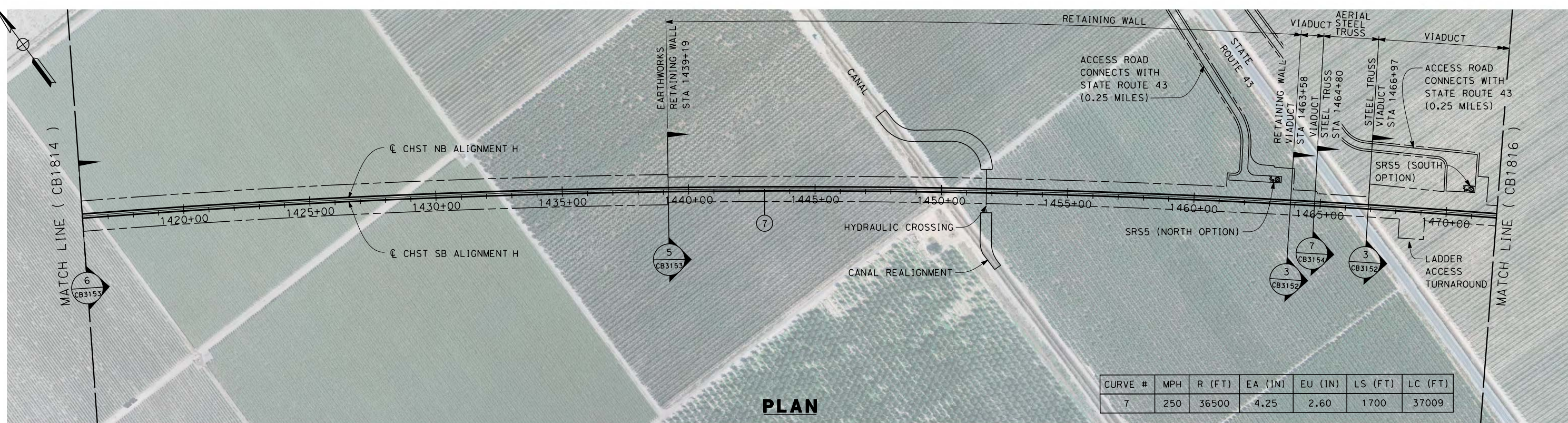


**CALIFORNIA HIGH-SPEED TRAIN PROJECT
FRESNO TO BAKERSFIELD**

HANFORD SUBSECTION
ALIGNMENT H
STA. 1360+00 TO 1416+00
PLAN AND PROFILE

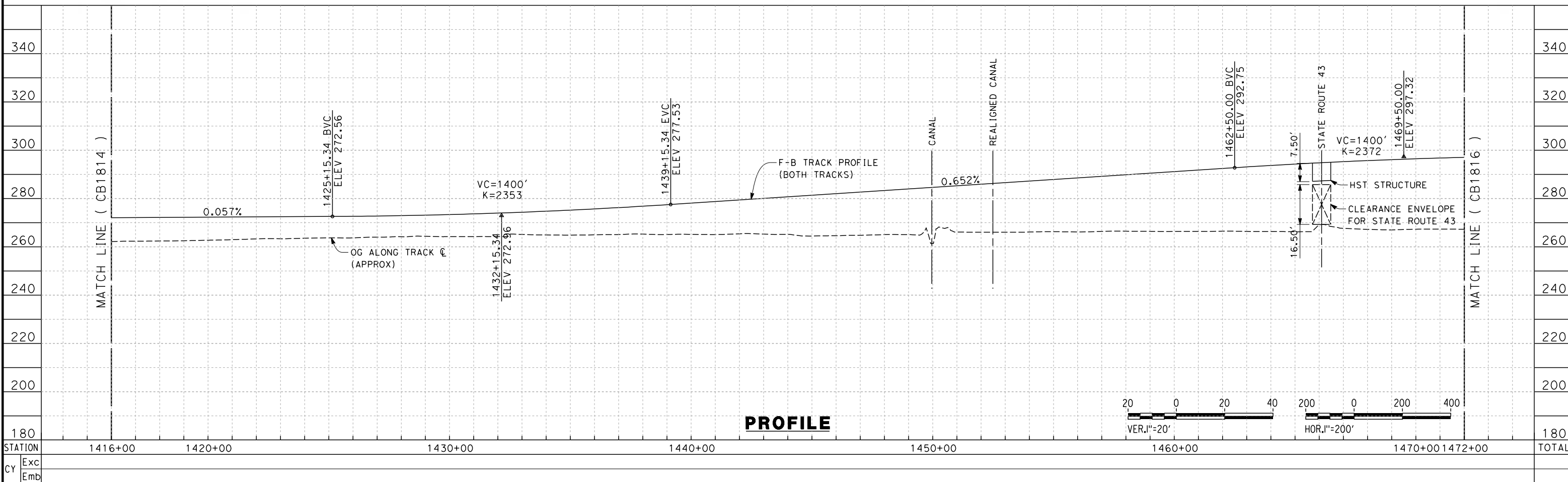
CONTRACT NO.
HSR 06-0003
DRAWING NO.
CB1814
SCALE
AS SHOWN
SHEET NO.
8 OF 31

12/12/2013 4:40:29 PM c:\pwworking\hmm\external\nadine.hutton-arup.com\d0125343\FB-CB-1815-H.dgn

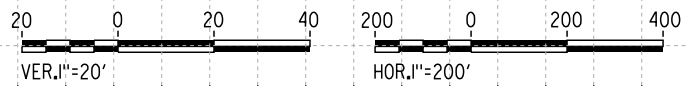


CURVE #	MPH	R (FT)	EA (IN)	EU (IN)	LS (FT)	LC (FT)
7	250	36500	4.25	2.60	1700	37009

PLAN



PROFILE



REV	DATE	BY	CHK	APP	DESCRIPTION

DESIGNED BY
A. POLING
 DRAWN BY
J. BORGHESI
 CHECKED BY
K. SEYMOUR
 IN CHARGE
R. COFFIN
 DATE
12/31/13

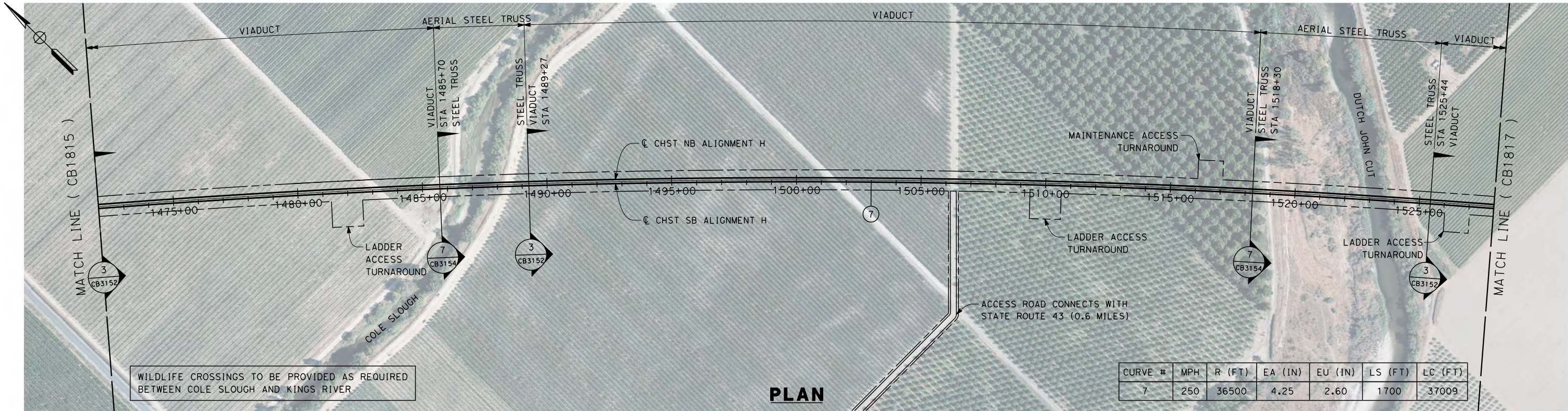
**RECORD SET 15%
DESIGN SUBMISSION**

**NOT FOR
CONSTRUCTION**

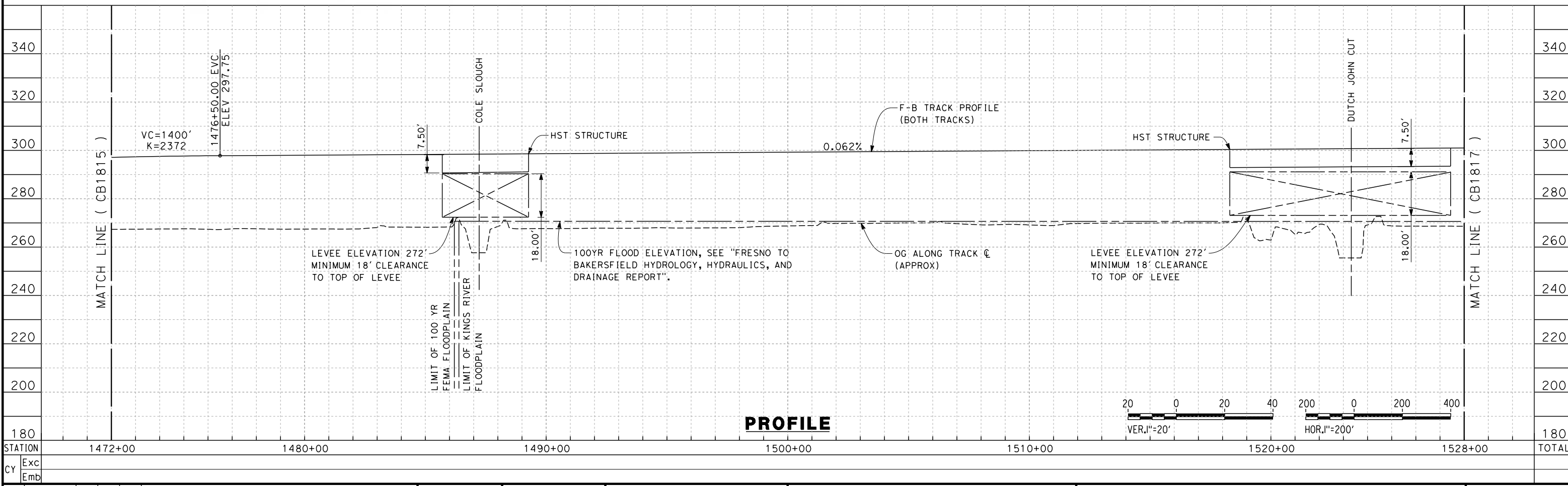


CALIFORNIA HIGH-SPEED TRAIN PROJECT
FRESNO TO BAKERSFIELD
 HANFORD SUBSECTION
 ALIGNMENT H
 STA. 1416+00 TO 1472+00
 PLAN AND PROFILE

CONTRACT NO.
HSR 06-0003
 DRAWING NO.
CB1815
 SCALE
AS SHOWN
 SHEET NO.
9 OF 31



PLAN



PROFILE

12/12/2013 4:37:29 PM c:\pwworking\hmm\external\nadine.hutton-arup.com\d0125343\FB-CB-1816-H.dgn

REV	DATE	BY	CHK	APP	DESCRIPTION

DESIGNED BY
A. POLING
 DRAWN BY
J. BORGHESI
 CHECKED BY
K. SEYMOUR
 IN CHARGE
R. COFFIN
 DATE
12/31/13

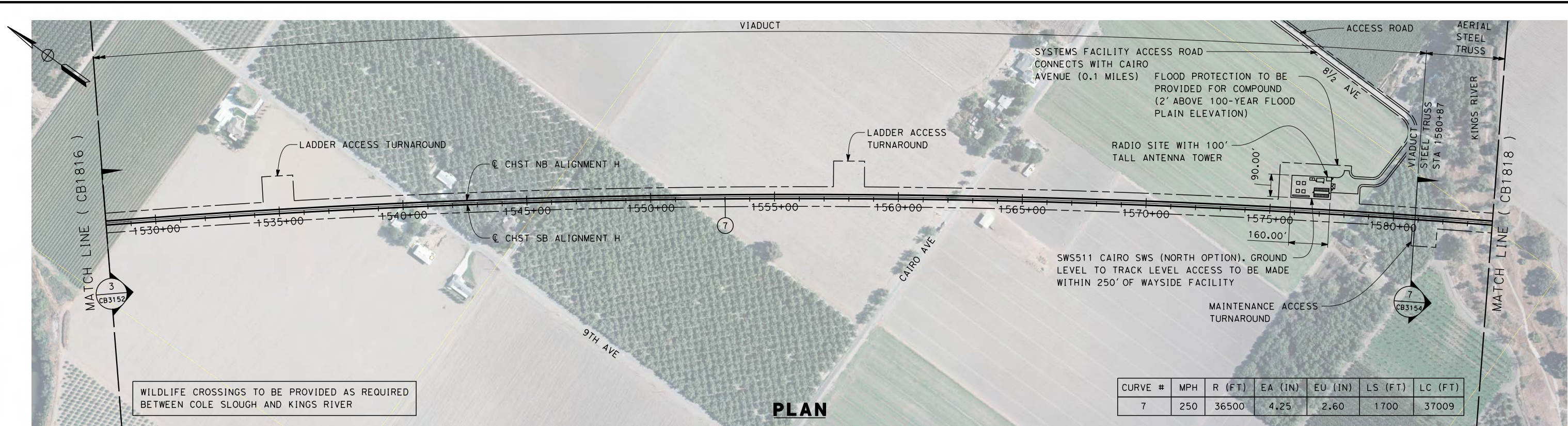
**RECORD SET 15%
DESIGN SUBMISSION**

**NOT FOR
CONSTRUCTION**



CALIFORNIA HIGH-SPEED TRAIN PROJECT
FRESNO TO BAKERSFIELD
 HANFORD SUBSECTION
 ALIGNMENT H
 STA. 1472+00 TO 1528+00
 PLAN AND PROFILE

CONTRACT NO.
HSR 06-0003
 DRAWING NO.
CB1816
 SCALE
AS SHOWN
 SHEET NO.
10 OF 31

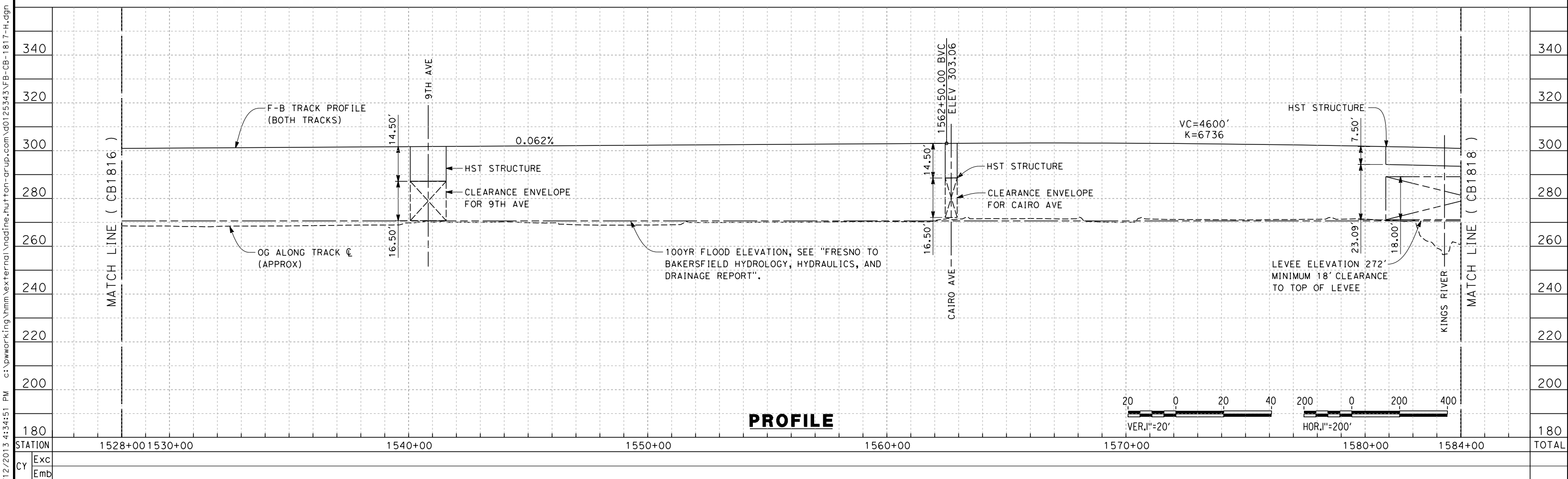


CURVE #	MPH	R (FT)	EA (IN)	EU (IN)	LS (FT)	LC (FT)
7	250	36500	4.25	2.60	1700	37009

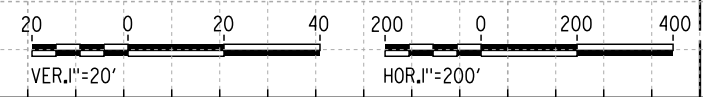
PLAN

WILDLIFE CROSSINGS TO BE PROVIDED AS REQUIRED BETWEEN COLE SLOUGH AND KINGS RIVER

Nadine.Hutton 12/12/2013 4:34:51 PM c:\pwworking\hmm\external\nadine.hutton-arup.com\d0125343\FB-CB-1817-H.dgn



PROFILE



REV	DATE	BY	CHK	APP	DESCRIPTION

DESIGNED BY
A. POLING
DRAWN BY
J. BORGHESI
CHECKED BY
K. SEYMOUR
IN CHARGE
R. COFFIN
DATE
12/31/13

**RECORD SET 15%
DESIGN SUBMISSION**

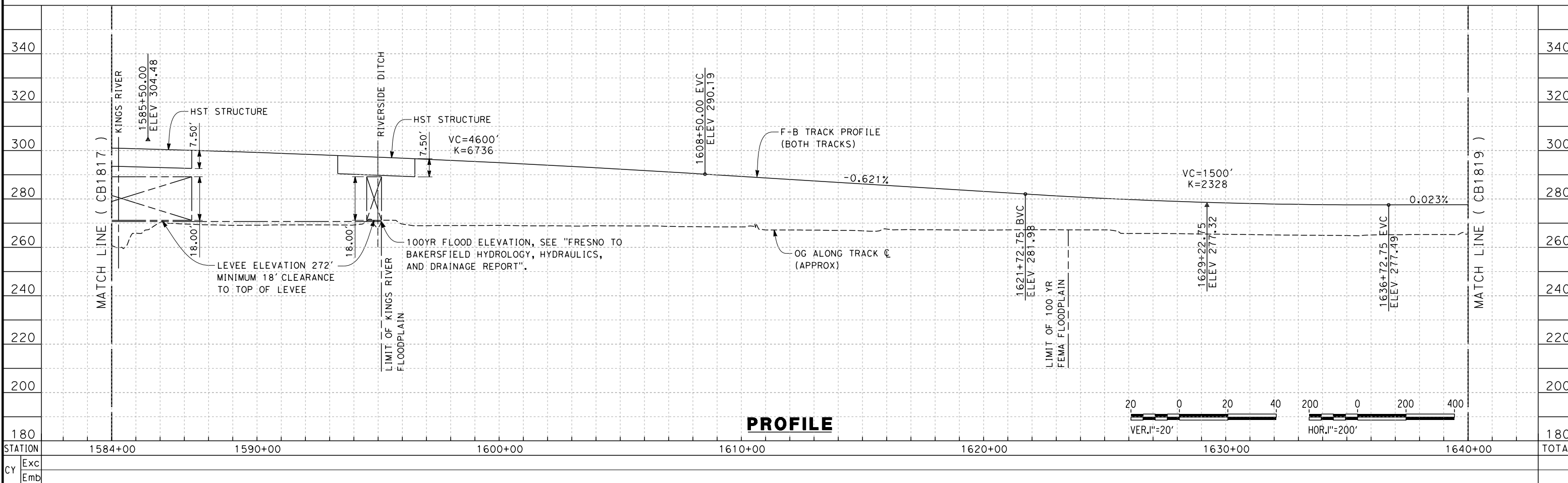
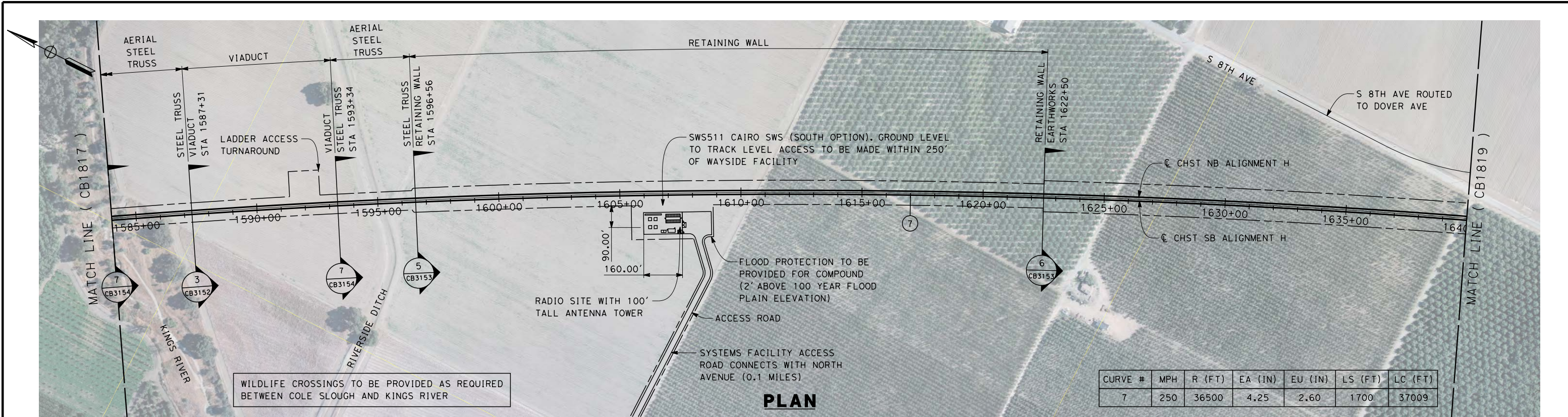
**NOT FOR
CONSTRUCTION**



**CALIFORNIA HIGH-SPEED TRAIN PROJECT
FRESNO TO BAKERSFIELD**

HANFORD SUBSECTION
ALIGNMENT H
STA. 1528+00 TO 1584+00
PLAN AND PROFILE

CONTRACT NO.
HSR 06-0003
DRAWING NO.
CB1817
SCALE
AS SHOWN
SHEET NO.
11 OF 31



REV	DATE	BY	CHK	APP	DESCRIPTION

DESIGNED BY
A. POLING
DRAWN BY
J. BORGES
CHECKED BY
K. SEYMOUR
IN CHARGE
R. COFFIN
DATE
12/31/13

**RECORD SET 15%
DESIGN SUBMISSION**

**NOT FOR
CONSTRUCTION**



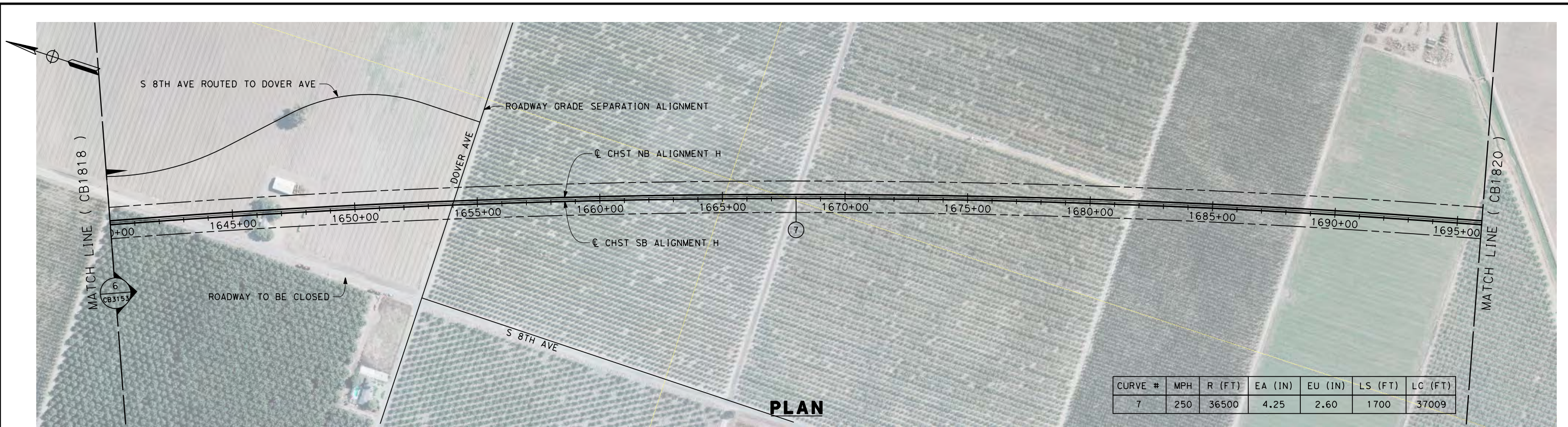
**CALIFORNIA HIGH-SPEED TRAIN PROJECT
FRESNO TO BAKERSFIELD**

HANFORD SUBSECTION
ALIGNMENT H
STA. 1584+00 TO 1640+00
PLAN AND PROFILE

CONTRACT NO.
HSR 06-0003
DRAWING NO.
CB1818
SCALE
AS SHOWN
SHEET NO.
12 OF 31

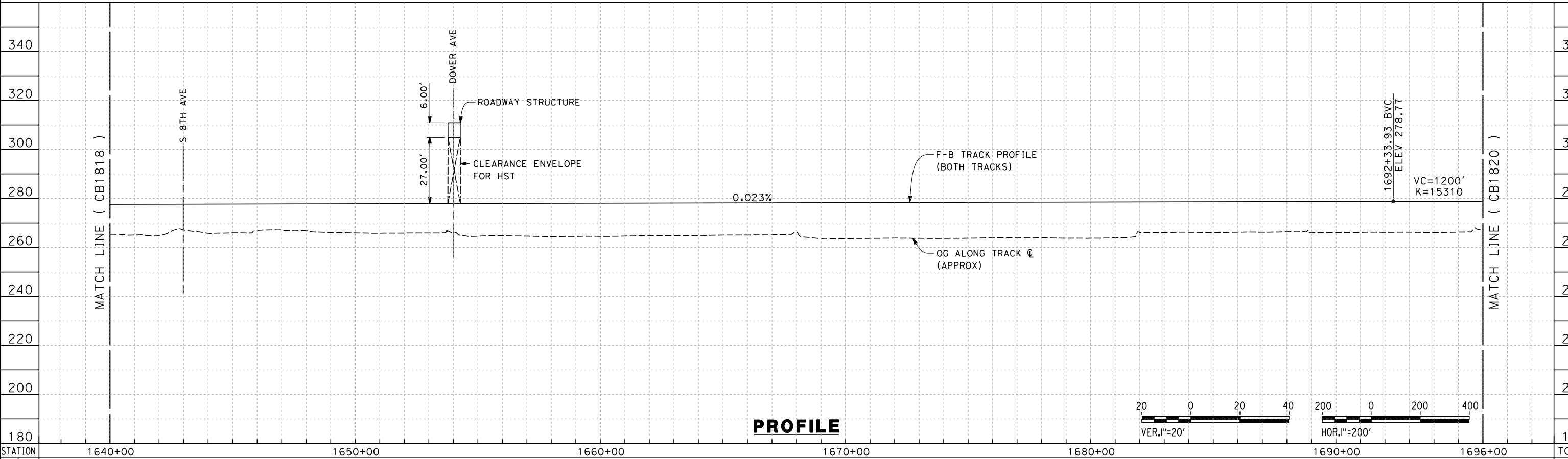
Nadine.Hutton 12/12/2013 4:31:18 PM c:\pwworking\hmm\external\nadine.hutton-arup.com\d0125343\FB-CB-1818-H.dgn

c:\pwworking\hmm\external\alexander.poling-arup.com\d0125343\FB-CB-1819-H.dgn



CURVE #	MPH	R (FT)	EA (IN)	EU (IN)	LS (FT)	LC (FT)
7	250	36500	4.25	2.60	1700	37009

PLAN



PROFILE

STATION	1640+00	1650+00	1660+00	1670+00	1680+00	1690+00	1696+00	TOTAL
Exc								
Emb								

REV	DATE	BY	CHK	APP	DESCRIPTION

DESIGNED BY
A. POLING
DRAWN BY
J. BORGHESI
CHECKED BY
K. SEYMOUR
IN CHARGE
R. COFFIN
DATE
12/31/13

**RECORD SET 15%
DESIGN SUBMISSION**

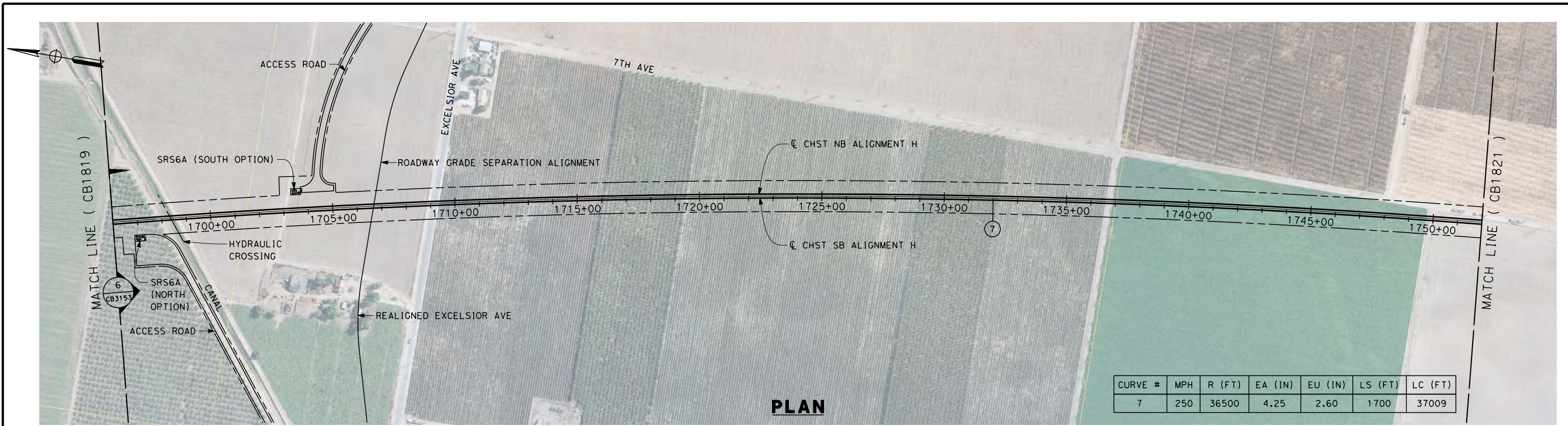
**NOT FOR
CONSTRUCTION**



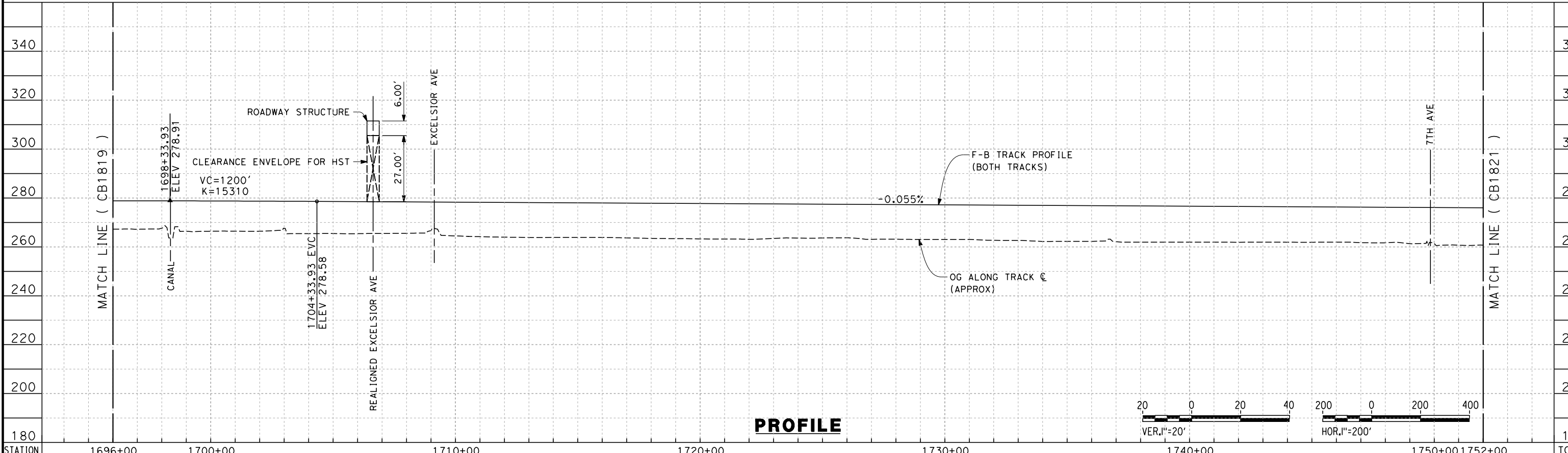
**CALIFORNIA HIGH-SPEED TRAIN PROJECT
FRESNO TO BAKERSFIELD**
HANFORD SUBSECTION
ALIGNMENT H
STA. 1640+00 TO 1696+00
PLAN AND PROFILE

CONTRACT NO.
HSR 06-0003
DRAWING NO.
CB1819
SCALE
AS SHOWN
SHEET NO.
13 OF 31

c:\pwworking\hmm\external\alexander.poling-arup.com\d0125343\FB-CB-1820-H.dgn



PLAN



PROFILE

STATION	1696+00	1700+00	1710+00	1720+00	1730+00	1740+00	1750+00	1752+00	TOTAL
---------	---------	---------	---------	---------	---------	---------	---------	---------	-------

CY	Exc	Emb							
----	-----	-----	--	--	--	--	--	--	--

REV	DATE	BY	CHK	APP	DESCRIPTION

DESIGNED BY
A. POLING
DRAWN BY
J. BORGHESI
CHECKED BY
K. SEYMOUR
IN CHARGE
R. COFFIN
DATE
12/31/13

**RECORD SET 15%
DESIGN SUBMISSION**


**NOT FOR
CONSTRUCTION**



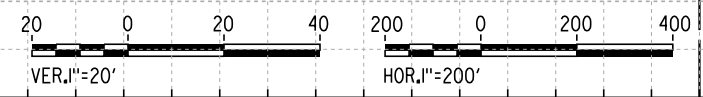
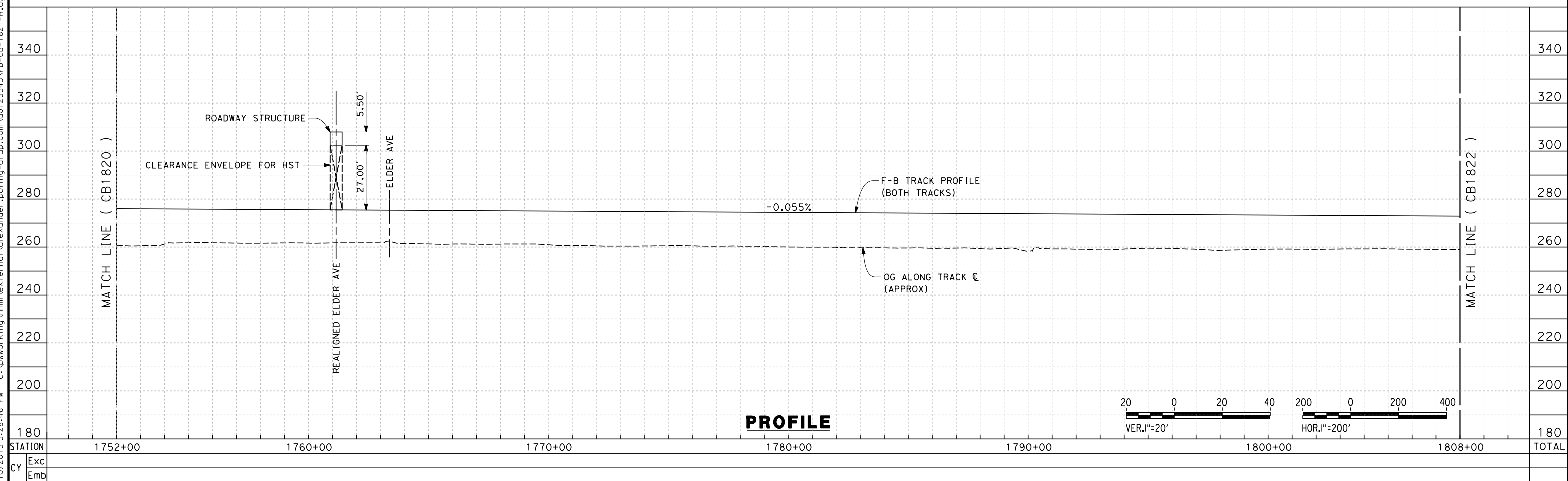
**CALIFORNIA HIGH-SPEED TRAIN PROJECT
FRESNO TO BAKERSFIELD**
HANFORD SUBSECTION
ALIGNMENT H
STA. 1696+00 TO 1752+00
PLAN AND PROFILE

CONTRACT NO.
HSR 06-0003
DRAWING NO.
CB1820
SCALE
AS SHOWN
SHEET NO.
14 OF 31

c:\pwworking\hmm\external\alexander.poling-arup.com\d0125343\FB-CB-1821-H.dgn



CURVE #	MPH	R (FT)	EA (IN)	EU (IN)	LS (FT)	LC (FT)
7	250	36500	4.25	2.60	1700	37009



REV	DATE	BY	CHK	APP	DESCRIPTION

DESIGNED BY
A. POLING
DRAWN BY
J. BORGHESI
CHECKED BY
K. SEYMOUR
IN CHARGE
R. COFFIN
DATE
12/31/13

**RECORD SET 15%
DESIGN SUBMISSION**

**NOT FOR
CONSTRUCTION**

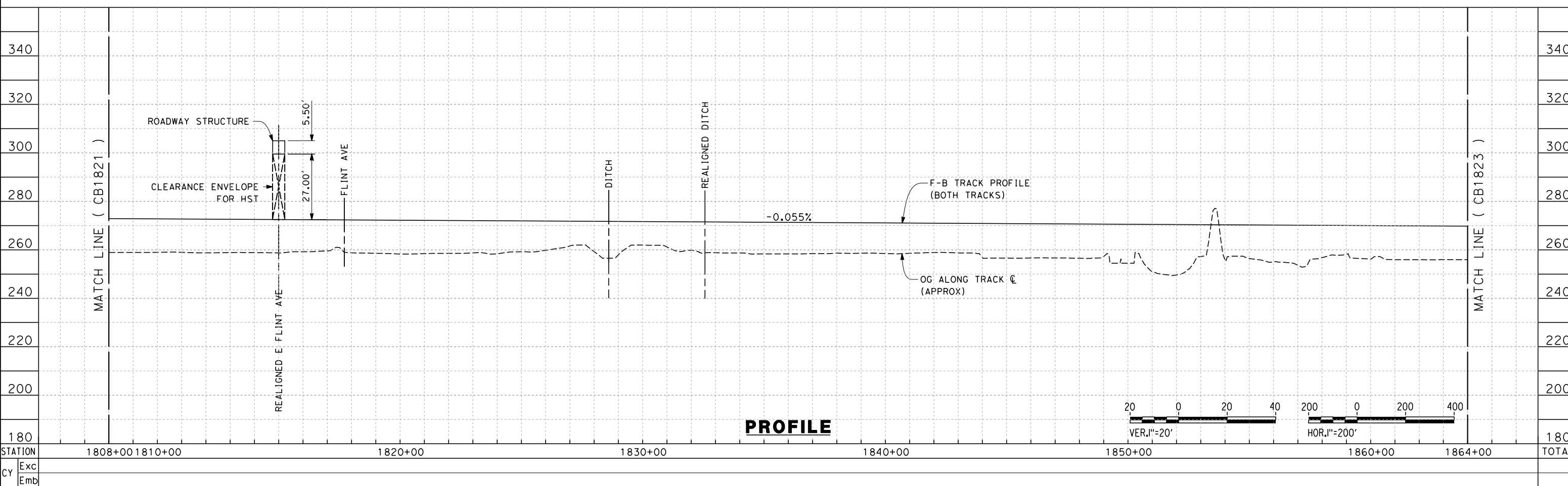
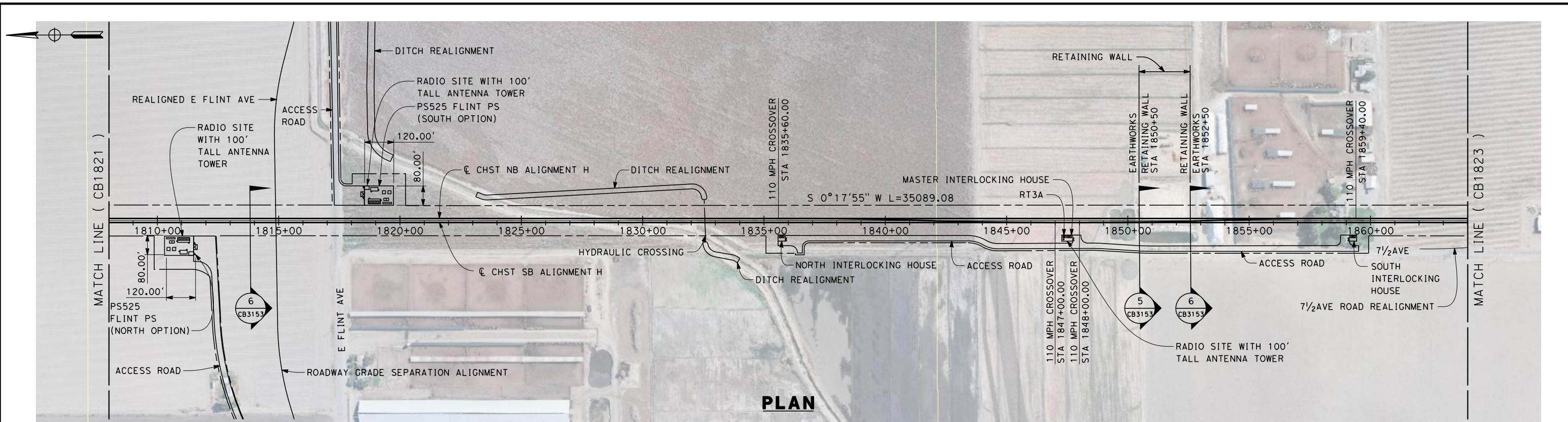


**CALIFORNIA HIGH-SPEED TRAIN PROJECT
FRESNO TO BAKERSFIELD**

HANFORD SUBSECTION
ALIGNMENT H
STA. 1752+00 TO 1808+00
PLAN AND PROFILE

CONTRACT NO.
HSR 06-0003
DRAWING NO.
CB1821
SCALE
AS SHOWN
SHEET NO.
15 OF 31

eron_sudhausen 3/7/2014 9:07:42 AM c:\pwworking\hmm\external\eron_sudhausen-arup.com\d0125343\FB-CB-1822-H.dgn



REV	DATE	BY	CHK	APP	DESCRIPTION

DESIGNED BY
A. POLING
 DRAWN BY
J. BORGHESI
 CHECKED BY
K. SEYMOUR
 IN CHARGE
R. COFFIN
 DATE
03/19/13

**RECORD SET 15%
DESIGN SUBMISSION**

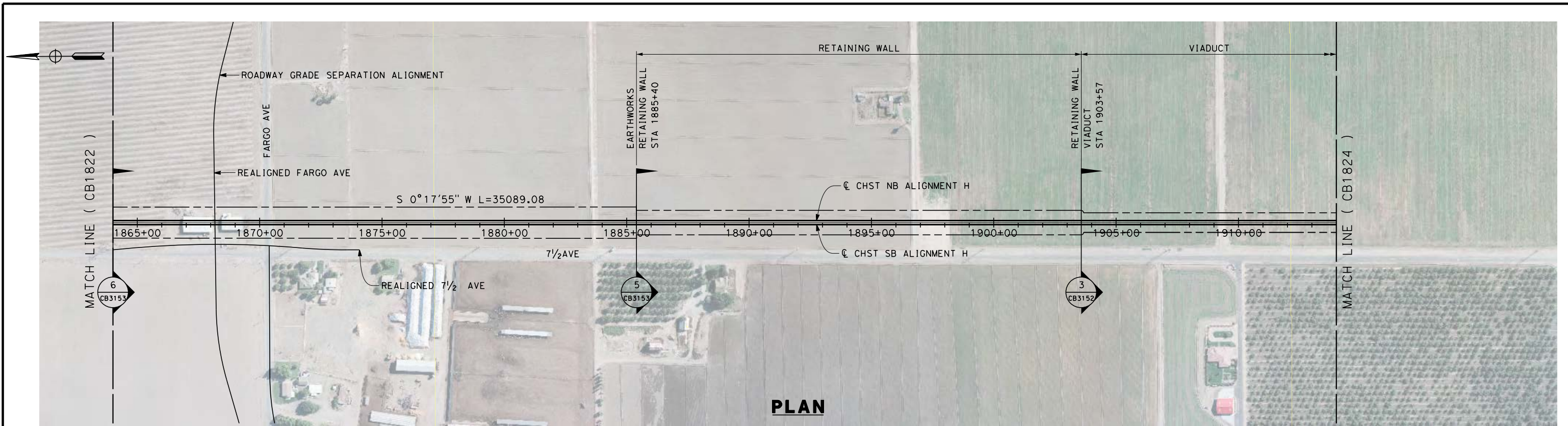
**NOT FOR
CONSTRUCTION**



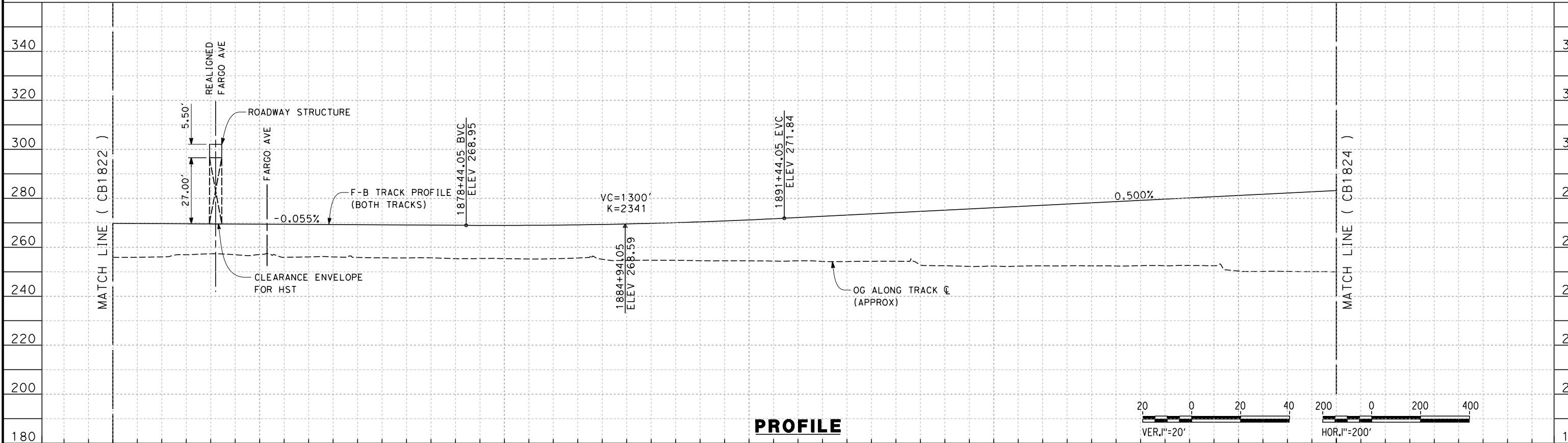
CALIFORNIA HIGH-SPEED TRAIN PROJECT
FRESNO TO BAKERSFIELD
 HANFORD SUBSECTION
 ALIGNMENT H
 STA. 1808+00 TO 1864+00
 PLAN AND PROFILE

CONTRACT NO.
HSR 06-0003
 DRAWING NO.
CB1822
 SCALE
AS SHOWN
 SHEET NO.
16 OF 31

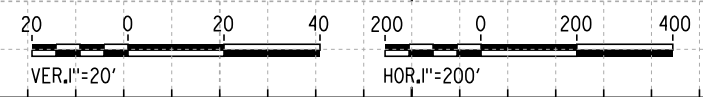
c:\pwworking\hmm\external\alexander.poling-arup.com\d0125343\FB-CB-1823-H.dgn



PLAN



PROFILE



STATION	1864+00	1870+00	1880+00	1890+00	1900+00	1910+00	1914+00	TOTAL
Exc								
Emb								

REV	DATE	BY	CHK	APP	DESCRIPTION

DESIGNED BY
A. POLING
DRAWN BY
J. BORGHESI
CHECKED BY
K. SEYMOUR
IN CHARGE
R. COFFIN
DATE
12/31/13

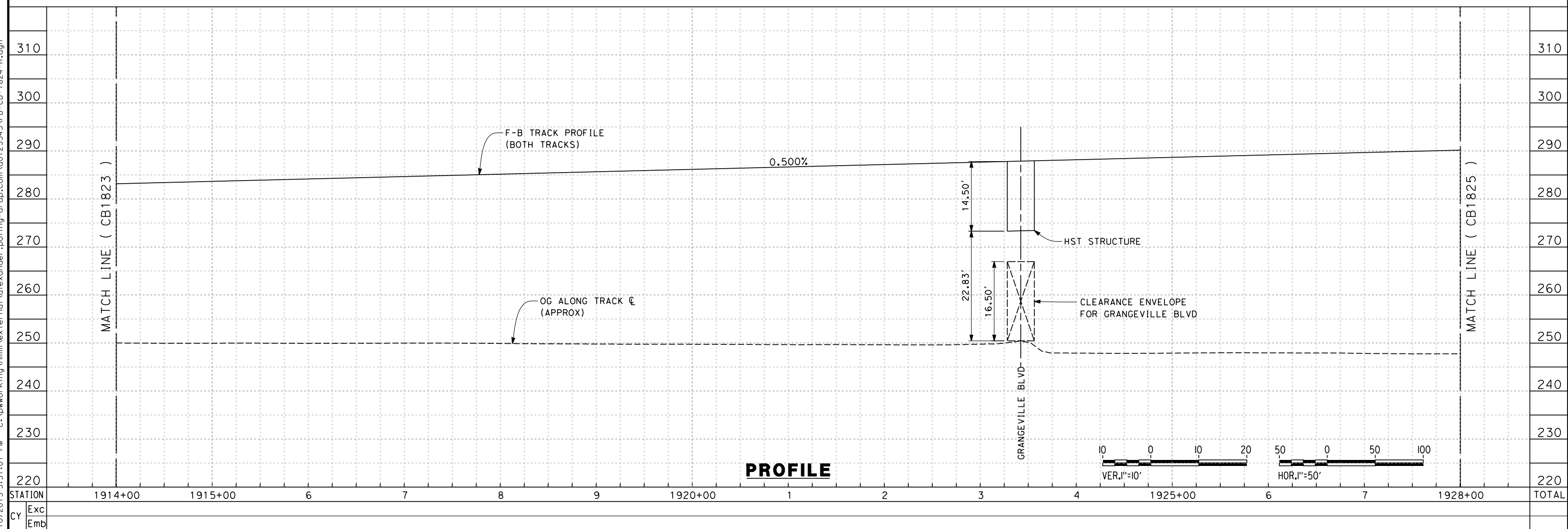
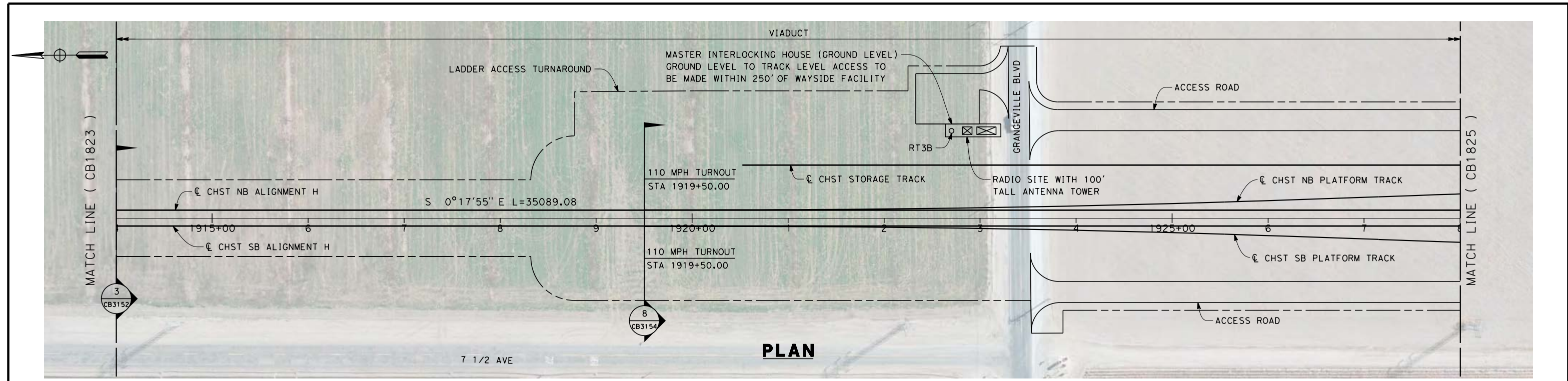
**RECORD SET 15%
DESIGN SUBMISSION**

**NOT FOR
CONSTRUCTION**



**CALIFORNIA HIGH-SPEED TRAIN PROJECT
FRESNO TO BAKERSFIELD**
HANFORD SUBSECTION
ALIGNMENT H
STA. 1864+00 TO 1914+00
PLAN AND PROFILE

CONTRACT NO.
HSR 06-0003
DRAWING NO.
CB1823
SCALE
AS SHOWN
SHEET NO.
17 OF 31



REV	DATE	BY	CHK	APP	DESCRIPTION

DESIGNED BY
A. POLING
DRAWN BY
J. BORGHESI
CHECKED BY
K. SEYMOUR
IN CHARGE
R. COFFIN
DATE
12/31/13

**RECORD SET 15%
DESIGN SUBMISSION**

**NOT FOR
CONSTRUCTION**

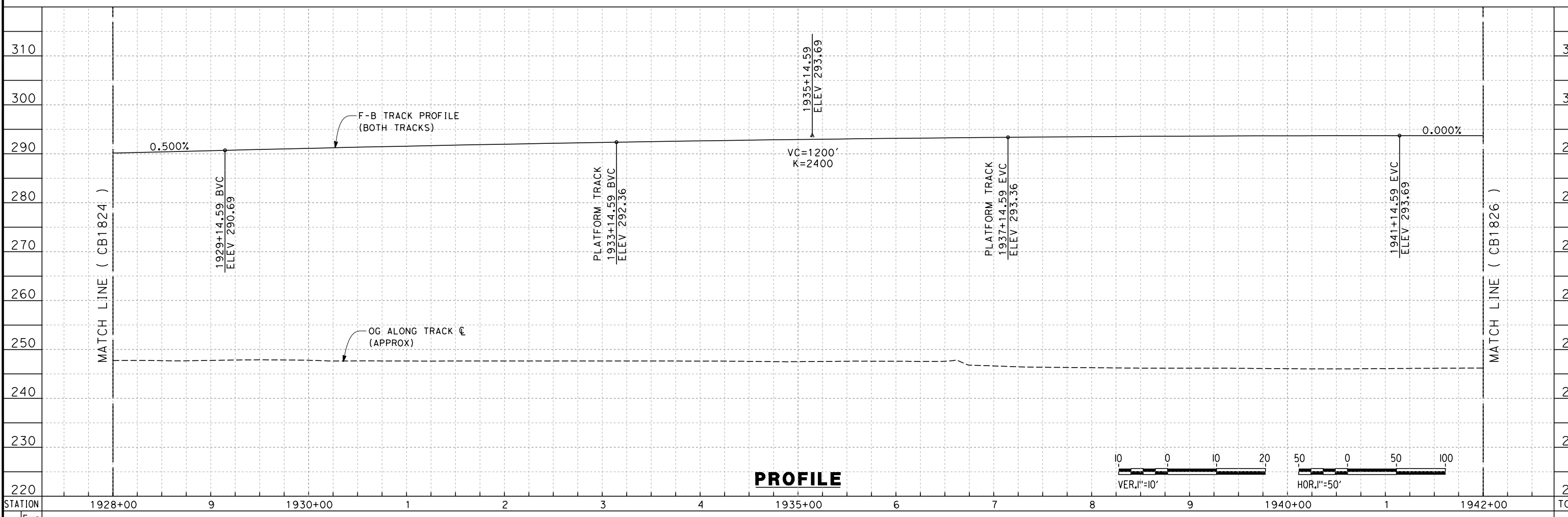
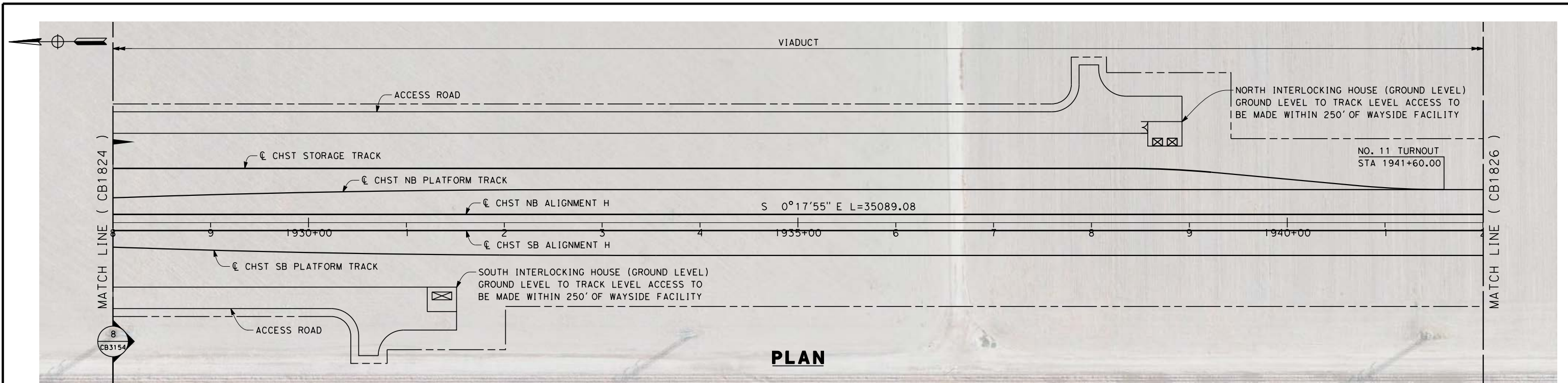


**CALIFORNIA HIGH-SPEED TRAIN PROJECT
FRESNO TO BAKERSFIELD**
HANFORD SUBSECTION
ALIGNMENT H
STA. 1914+00 TO 1928+00
PLAN AND PROFILE

CONTRACT NO.
HSR 06-0003
DRAWING NO.
CB1824
SCALE
AS SHOWN
SHEET NO.
18 OF 31

c:\pwworking\hmm\external\alexander.poling-arup.com\d0125343\FB-CB-1824-H.dgn

c:\pwworking\hmm\external\alexander.poling-arup.com\d0125343\FB-CB-1825-H.dgn



REV	DATE	BY	CHK	APP	DESCRIPTION

DESIGNED BY
A. POLING

DRAWN BY
J. BORGHESI

CHECKED BY
K. SEYMOUR

IN CHARGE
R. COFFIN

DATE
12/31/13

**RECORD SET 15%
DESIGN SUBMISSION**

**NOT FOR
CONSTRUCTION**



**CALIFORNIA HIGH-SPEED TRAIN PROJECT
FRESNO TO BAKERSFIELD**

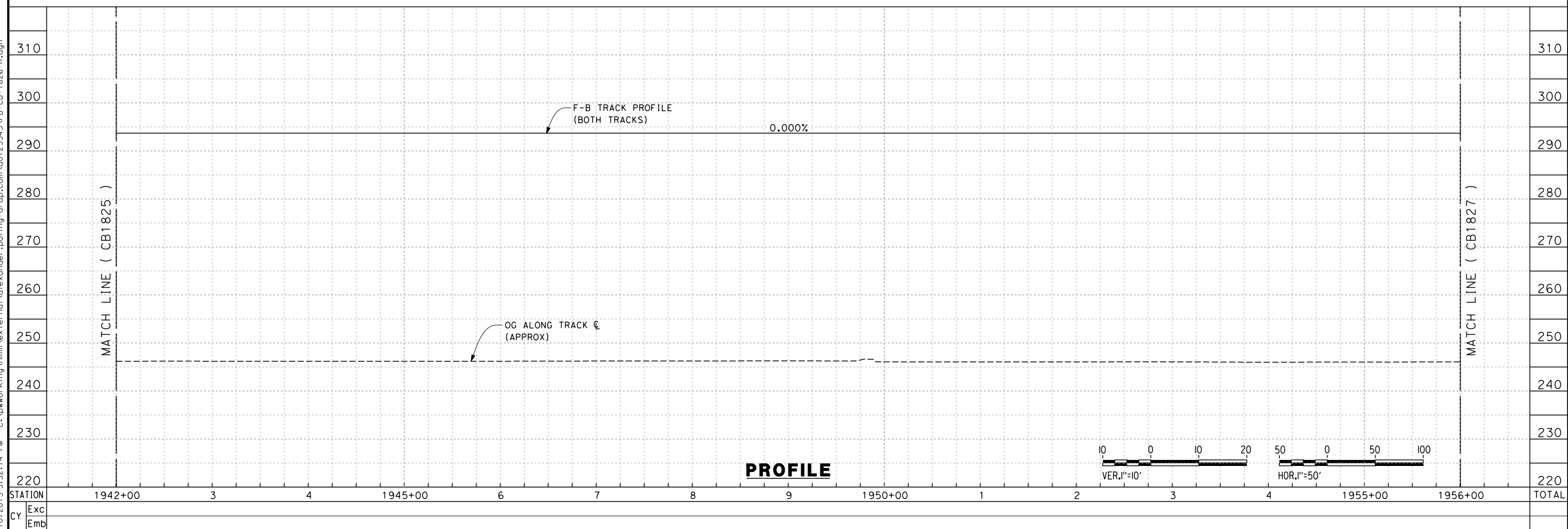
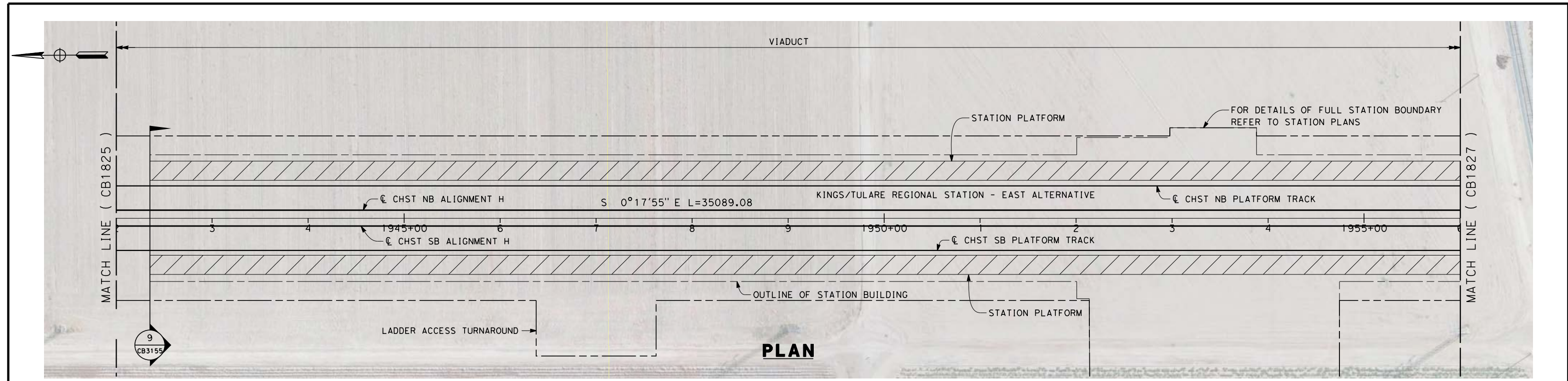
HANFORD SUBSECTION
ALIGNMENT H
STA. 1928+00 TO 1942+00
PLAN AND PROFILE

CONTRACT NO.
HSR 06-0003

DRAWING NO.
CB1825

SCALE
AS SHOWN

SHEET NO.
19 OF 31



REV	DATE	BY	CHK	APP	DESCRIPTION

DESIGNED BY
A. POLING
DRAWN BY
J. BORGHESI
CHECKED BY
K. SEYMOUR
IN CHARGE
R. COFFIN
DATE
12/31/13

**RECORD SET 15%
DESIGN SUBMISSION**

**NOT FOR
CONSTRUCTION**

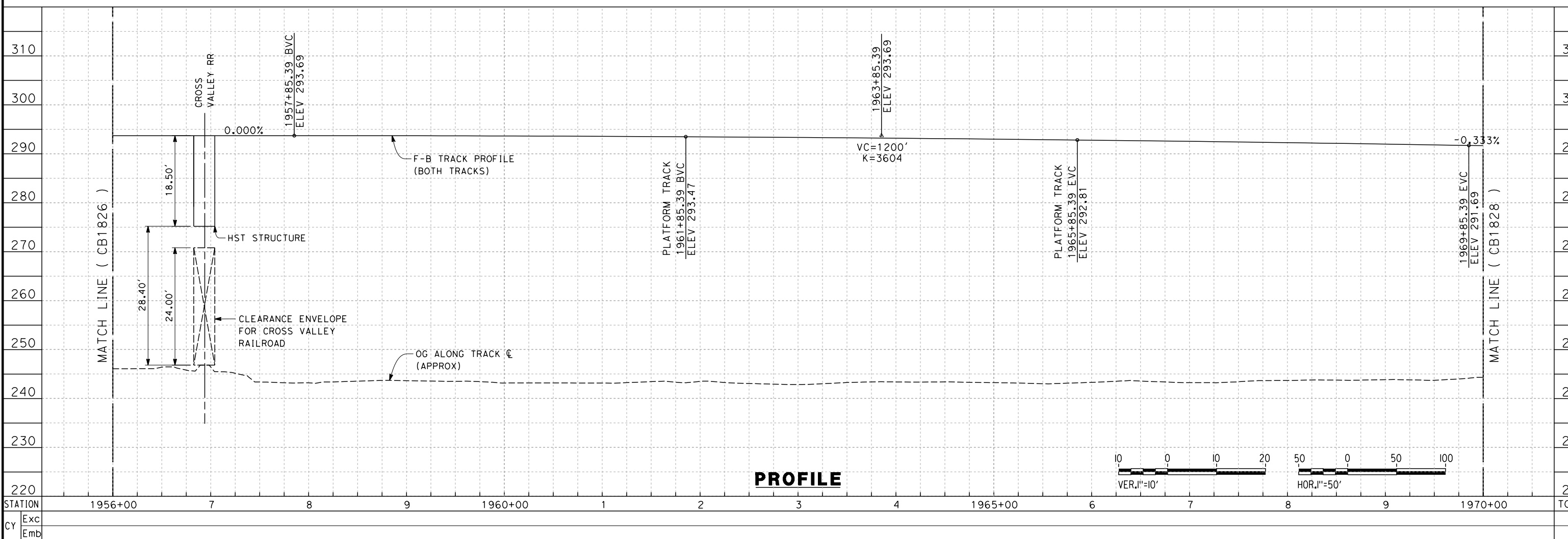
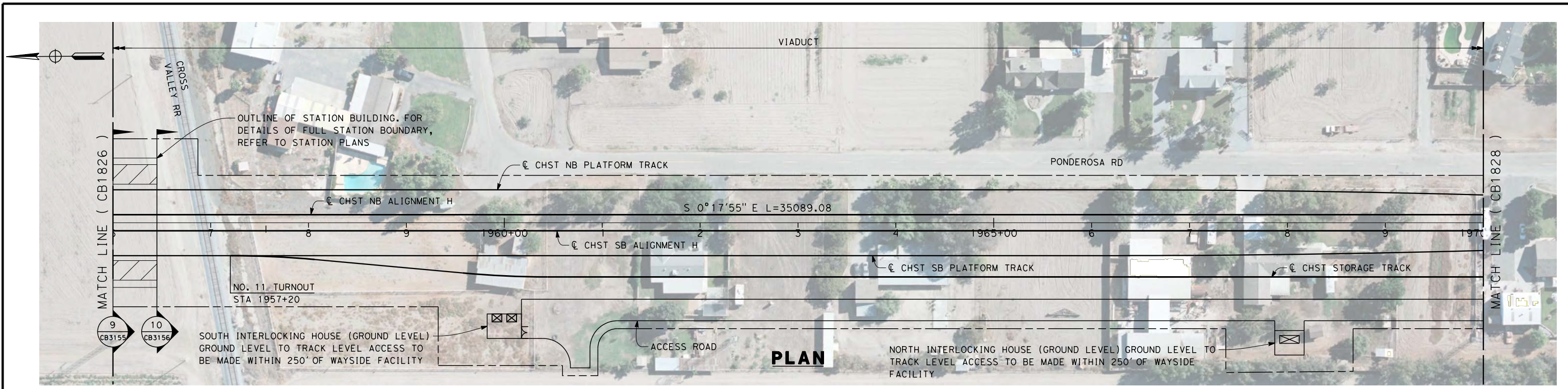


**CALIFORNIA HIGH-SPEED TRAIN PROJECT
FRESNO TO BAKERSFIELD**
HANFORD SUBSECTION
ALIGNMENT H
STA. 1942+00 TO 1956+00
PLAN AND PROFILE

CONTRACT NO.
HSR 06-0003
DRAWING NO.
CB1826
SCALE
AS SHOWN
SHEET NO.
20 OF 31

c:\pwworking\hmm\external\alexander.poling-arup.com\d0125343\FB-CB-1826-H.dgn

12/12/2013 6:38:03 PM c:\pwworking\hmm\external\paul.tonkin01-arup.com\d0125343\FB-CB-1827-H.dgn paul.tonkin



REV	DATE	BY	CHK	APP	DESCRIPTION

DESIGNED BY
A. POLING

DRAWN BY
J. BORGHESI

CHECKED BY
K. SEYMOUR

IN CHARGE
R. COFFIN

DATE
12/31/13

**RECORD SET 15%
DESIGN SUBMISSION**

**NOT FOR
CONSTRUCTION**



**CALIFORNIA HIGH-SPEED TRAIN PROJECT
FRESNO TO BAKERSFIELD**

HANFORD SUBSECTION
ALIGNMENT H
STA. 1956+00 TO 1970+00
PLAN AND PROFILE

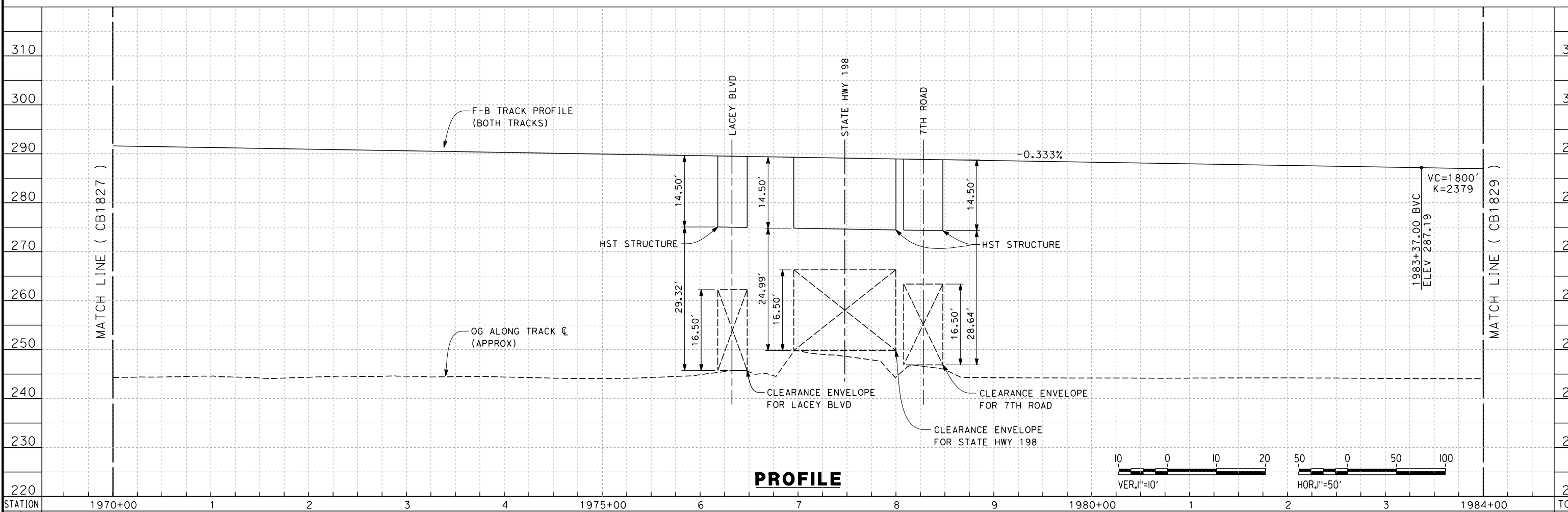
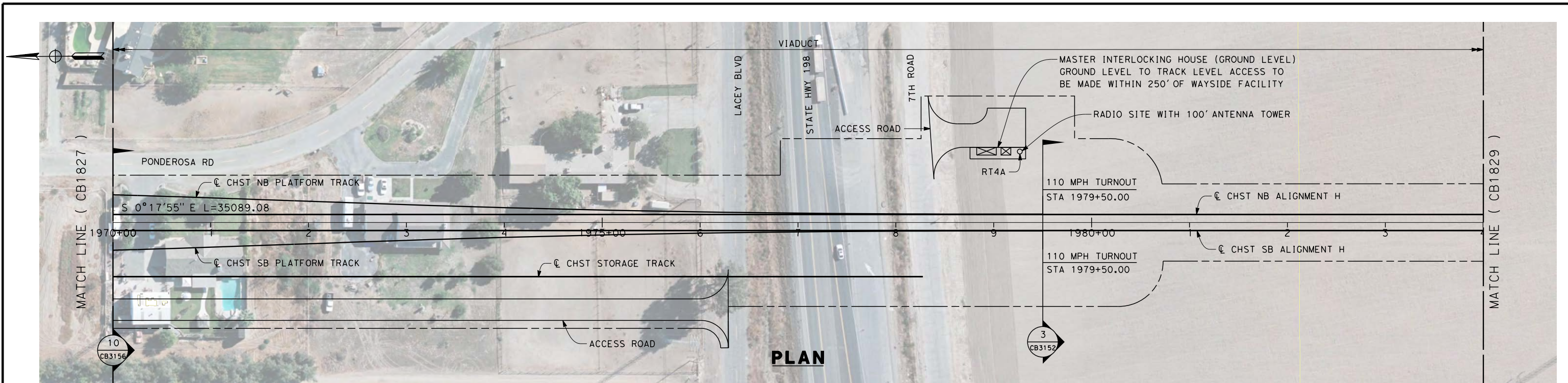
CONTRACT NO.
HSR 06-0003

DRAWING NO.
CB1827

SCALE
AS SHOWN

SHEET NO.
21 OF 31

12/12/2013 6:41:44 PM c:\pwworking\hmm\external\paul.tonkin\01-arup.com\d0125343\FB-CB-1828-H.dgn paul.tonkin



REV	DATE	BY	CHK	APP	DESCRIPTION

DESIGNED BY
A. POLING
DRAWN BY
J. BORGHESI
CHECKED BY
K. SEYMOUR
IN CHARGE
R. COFFIN
DATE
12/31/13

**RECORD SET 15%
DESIGN SUBMISSION**

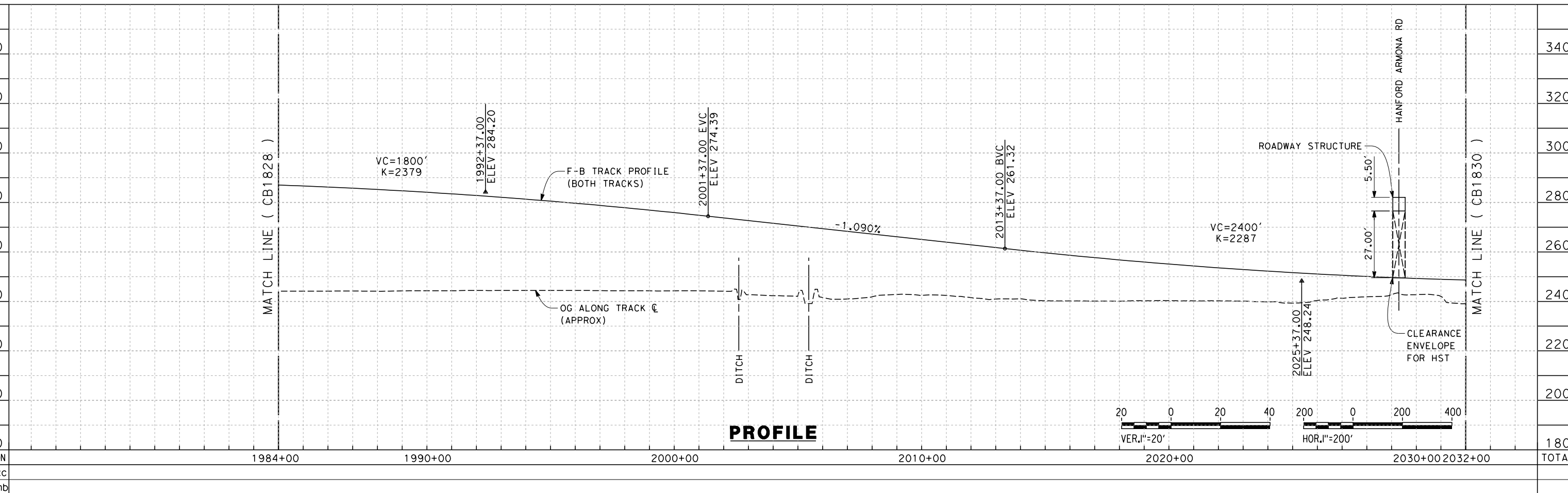
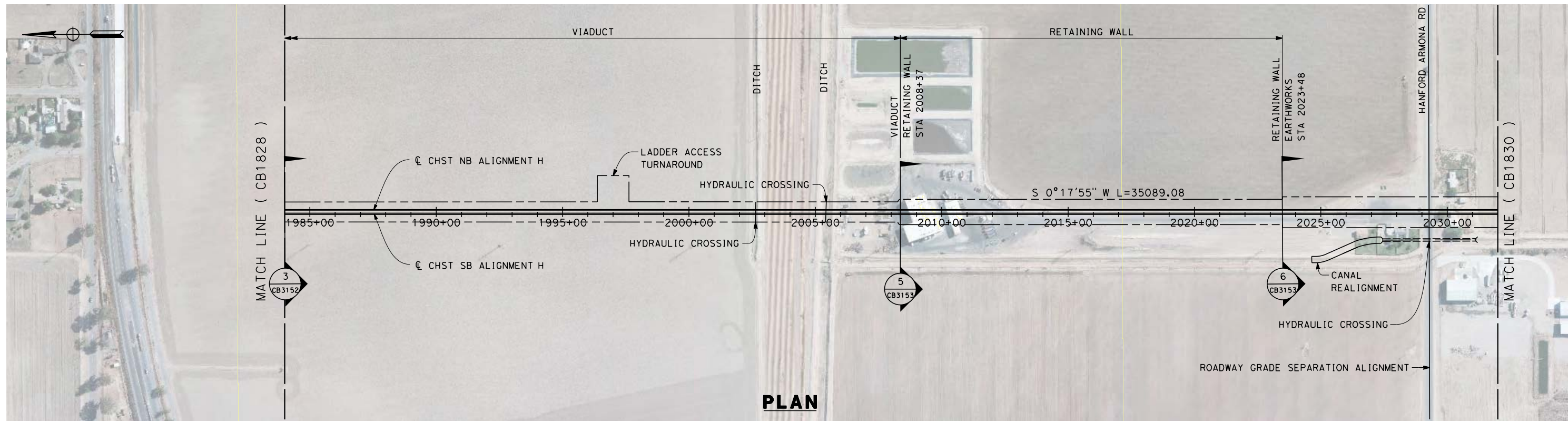
**NOT FOR
CONSTRUCTION**



**CALIFORNIA HIGH-SPEED TRAIN PROJECT
FRESNO TO BAKERSFIELD**

HANFORD SUBSECTION
ALIGNMENT H
STA. 1970+00 TO 1984+00
PLAN AND PROFILE

CONTRACT NO.
HSR 06-0003
DRAWING NO.
CB1828
SCALE
AS SHOWN
SHEET NO.
22 OF 31



c:\pwworking\hmm\external\alexander.poling-arup.com\d0125343\FB-CB-1829-H.dgn

REV	DATE	BY	CHK	APP	DESCRIPTION

DESIGNED BY
A. POLING
DRAWN BY
J. BORGESI
CHECKED BY
K. SEYMOUR
IN CHARGE
R. COFFIN
DATE
12/31/13

**RECORD SET 15%
DESIGN SUBMISSION**

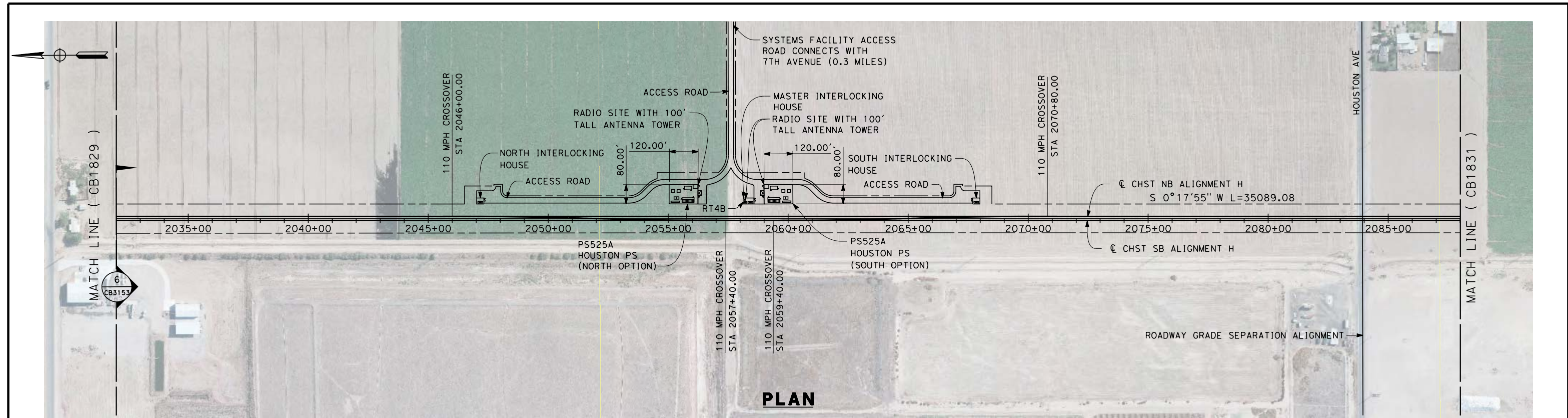
**NOT FOR
CONSTRUCTION**



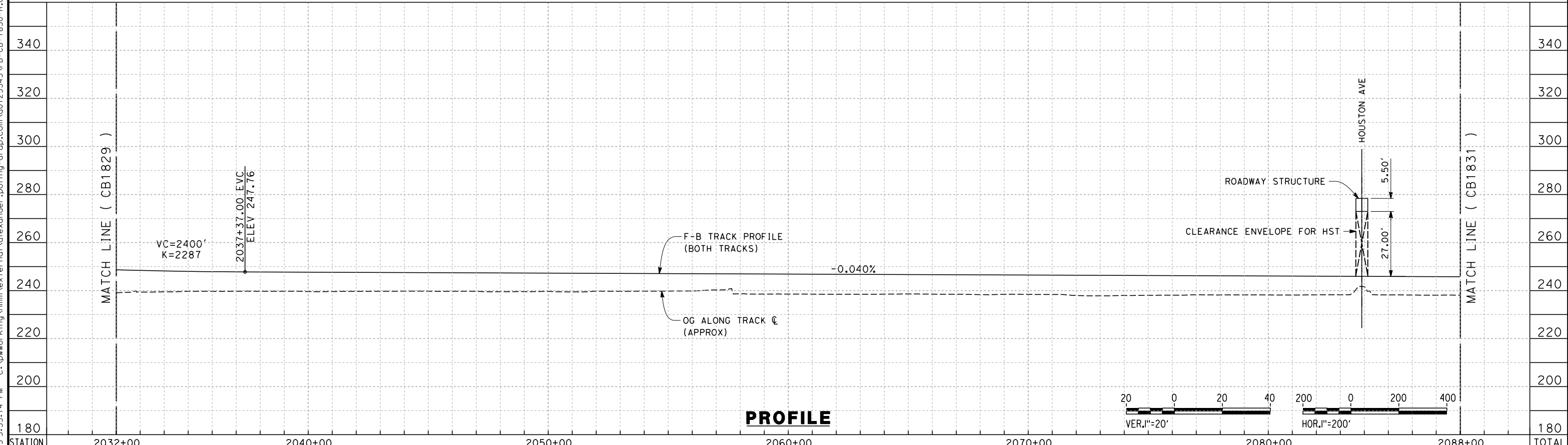
**CALIFORNIA HIGH-SPEED TRAIN PROJECT
FRESNO TO BAKERSFIELD**
HANFORD SUBSECTION
ALIGNMENT H
STA. 1984+00 TO 2032+00
PLAN AND PROFILE

CONTRACT NO.
HSR 06-0003
DRAWING NO.
CB1829
SCALE
AS SHOWN
SHEET NO.
23 OF 31

c:\pwworking\hmm\external\alexander.poling-arup.com\d0125343\FB-CB-1830-H.dgn



PLAN



PROFILE

STATION	2032+00	2040+00	2050+00	2060+00	2070+00	2080+00	2088+00	TOTAL
Exc								
Emb								

REV	DATE	BY	CHK	APP	DESCRIPTION

DESIGNED BY
A. POLING
DRAWN BY
J. BORGHESI
CHECKED BY
K. SEYMOUR
IN CHARGE
R. COFFIN
DATE
12/31/13

**RECORD SET 15%
DESIGN SUBMISSION**

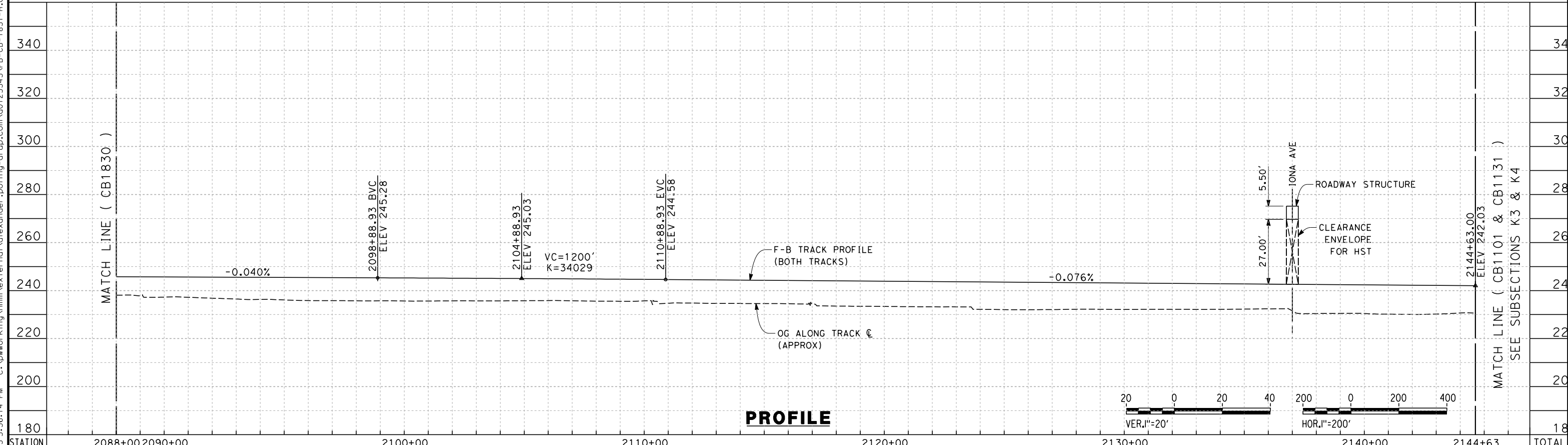
**NOT FOR
CONSTRUCTION**



**CALIFORNIA HIGH-SPEED TRAIN PROJECT
FRESNO TO BAKERSFIELD**
HANFORD SUBSECTION
ALIGNMENT H
STA. 2032+00 TO 2088+00
PLAN AND PROFILE

CONTRACT NO.
HSR 06-0003
DRAWING NO.
CB1830
SCALE
AS SHOWN
SHEET NO.
24 OF 31

c:\pwworking\hmm\external\alexander.poling-arup.com\d0125343\FB-CB-1831-H.dgn



STATION	2088+00	2090+00	2100+00	2110+00	2120+00	2130+00	2140+00	2144+63	TOTAL
Exc									
Emb									

REV	DATE	BY	CHK	APP	DESCRIPTION

DESIGNED BY
A. POLING
DRAWN BY
J. BORGHESI
CHECKED BY
K. SEYMOUR
IN CHARGE
R. COFFIN
DATE
12/31/13

**RECORD SET 15%
DESIGN SUBMISSION**

**NOT FOR
CONSTRUCTION**

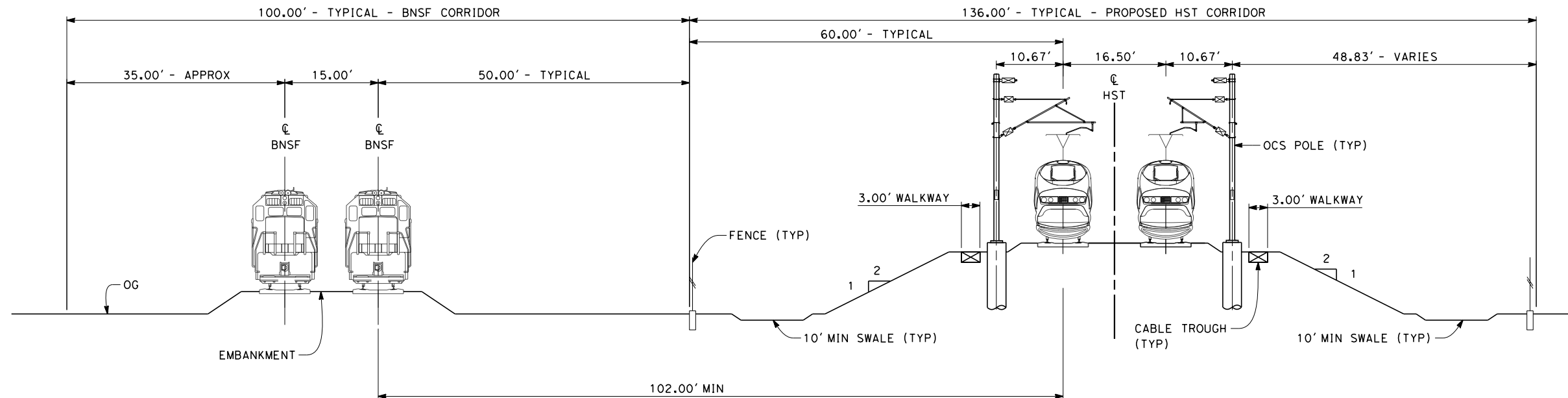


**CALIFORNIA HIGH-SPEED TRAIN PROJECT
FRESNO TO BAKERSFIELD**

HANFORD SUBSECTION
ALIGNMENT H
STA. 2088+00 TO 2144+63
PLAN AND PROFILE

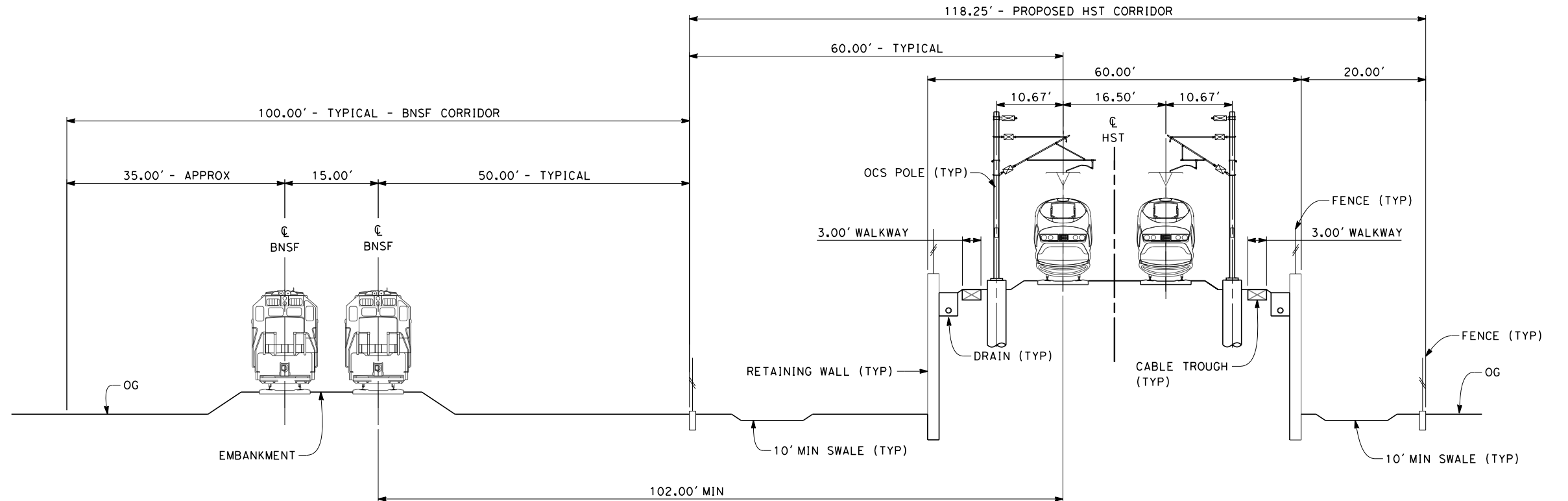
CONTRACT NO.
HSR 06-0003
DRAWING NO.
CB1831
SCALE
AS SHOWN
SHEET NO.
25 OF 31

- NOTES:
1. TRACKFORM SHOWN IS INDICATIVE
 2. SUPERELEVATION IS NOT SHOWN IN CROSS SECTIONS. FOR DETAILS OF SUPERELEVATION SEE CURVE TABLES.



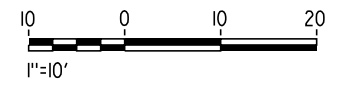
SECTION 1

TWIN TRACK ADJACENT TO EXISTING BNSF - EMBANKMENT WITH OPEN DRAINAGE
STA 1065+07 THROUGH STA 1086+00



SECTION 2

TWIN TRACK ADJACENT TO EXISTING BNSF - RETAINED EMBANKMENT WITH OPEN DRAINAGE
STA 1086+00 THROUGH STA 1105+70



c:\pwworking\hmm\external\alexander.poling-arup.com\d0125343\FB-CB-3151-H.dgn

REV	DATE	BY	CHK	APP	DESCRIPTION

DESIGNED BY
A. POLING
DRAWN BY
J. BORGHESI
CHECKED BY
K. SEYMOUR
IN CHARGE
R. COFFIN
DATE
12/31/13

**RECORD SET 15%
DESIGN SUBMISSION**

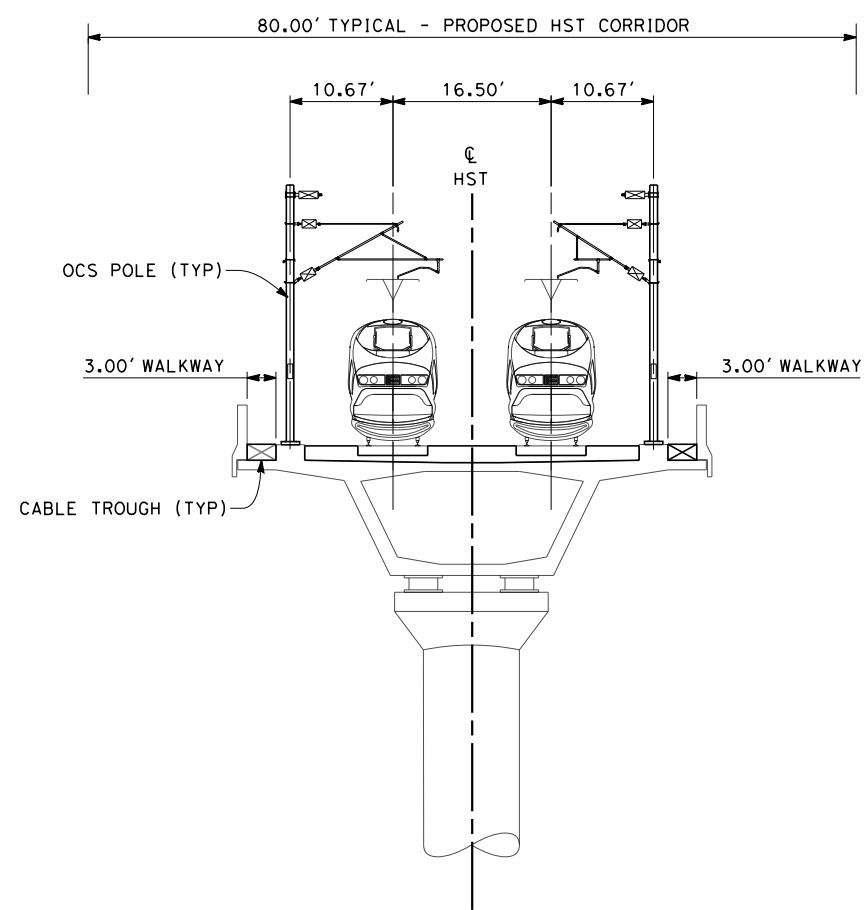
**NOT FOR
CONSTRUCTION**



CALIFORNIA HIGH-SPEED TRAIN PROJECT
FRESNO TO BAKERSFIELD
HANFORD SUBSECTION
ALIGNMENT H
TYPICAL SECTIONS

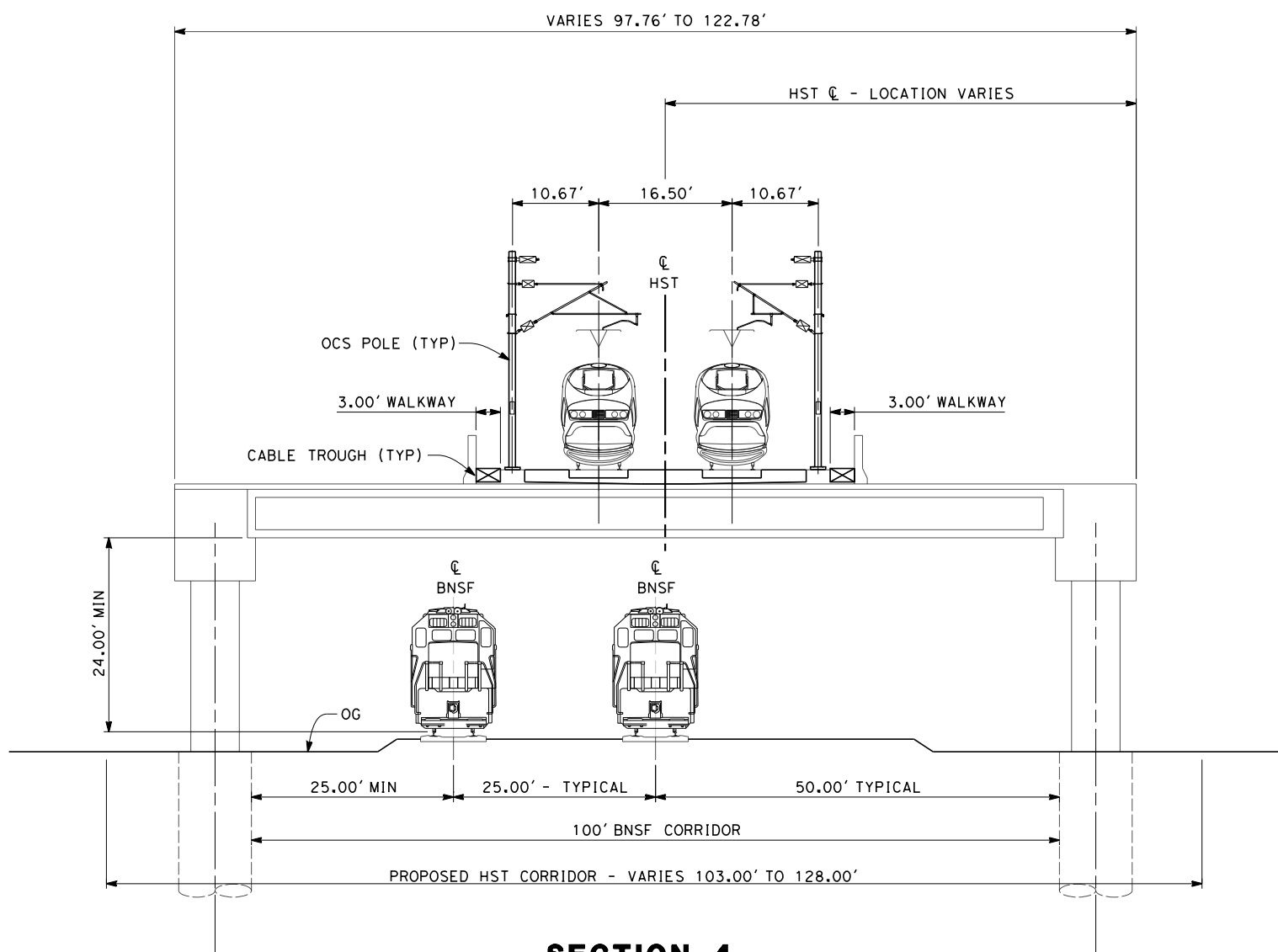
CONTRACT NO.
HSR 06-0003
DRAWING NO.
CB3151
SCALE
AS SHOWN
SHEET NO.
26 OF 31

- NOTES:
1. TRACKFORM SHOWN IS INDICATIVE
 2. FOR STRUCTURE DIMENSIONS SEE STRUCTURAL CROSS SECTIONS
 3. SUPERELEVATION IS NOT SHOWN IN CROSS SECTIONS. FOR DETAILS OF SUPERELEVATION SEE CURVE TABLES.



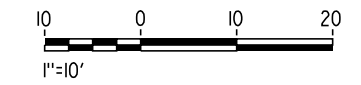
SECTION 3

TWIN TRACK - AERIAL STRUCTURE
 STA 1105+70 THROUGH STA 1120+30
 STA 1134+60 THROUGH STA 1156+20
 STA 1463+58 THROUGH STA 1464+80
 STA 1466+97 THROUGH STA 1485+70
 STA 1489+27 THROUGH STA 1518+30
 STA 1525+44 THROUGH STA 1580+87
 STA 1587+31 THROUGH STA 1593+34
 STA 1903+57 THROUGH STA 1919+50
 STA 1979+50 THROUGH STA 2008+37



SECTION 4

TWIN TRACK - ELEVATED SLAB OVER BNSF
 STA 1120+30 THROUGH STA 1134+60



12/23/2013 1:41:15 PM c:\pwworking\hmm\external\paul.tonkin01-arup.com\d0125343\FB-CB-3152-H.dgn paul.tonkin

REV	DATE	BY	CHK	APP	DESCRIPTION

DESIGNED BY
A. POLING
 DRAWN BY
J. BORGHESI
 CHECKED BY
K. SEYMOUR
 IN CHARGE
R. COFFIN
 DATE
12/31/13

**RECORD SET 15%
 DESIGN SUBMISSION**

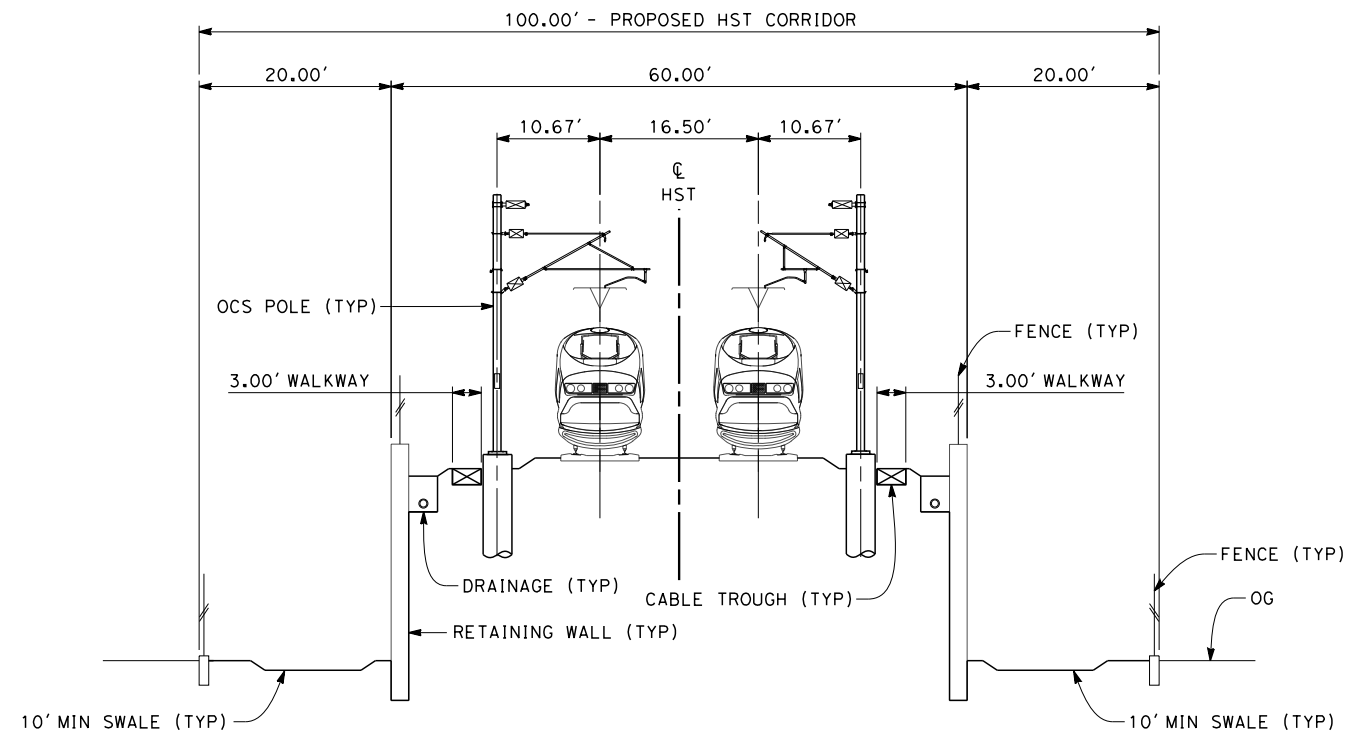
**NOT FOR
 CONSTRUCTION**



**CALIFORNIA HIGH-SPEED TRAIN PROJECT
 FRESNO TO BAKERSFIELD**
 HANFORD SUBSECTION
 ALIGNMENT H
 TYPICAL SECTIONS

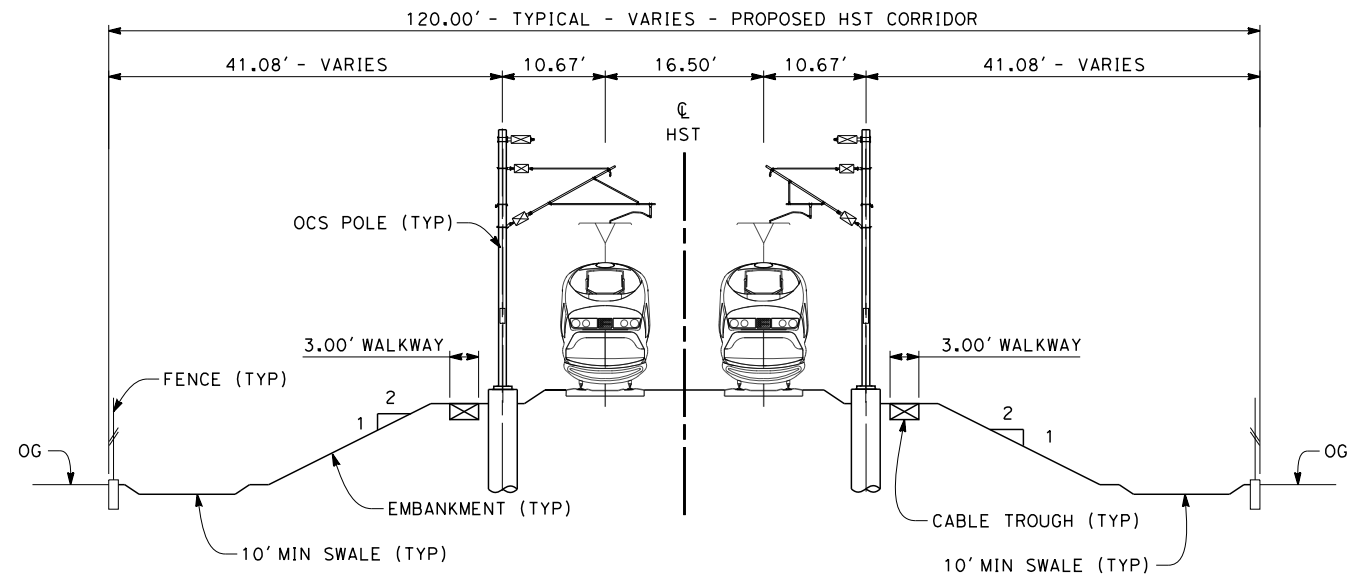
CONTRACT NO.
HSR 06-0003
 DRAWING NO.
CB3152
 SCALE
AS SHOWN
 SHEET NO.
27 OF 31

- NOTES:
1. TRACKFORM SHOWN IS INDICATIVE
 2. FOR STRUCTURE DIMENSIONS SEE STRUCTURAL CROSS SECTIONS
 3. SUPERELEVATION IS NOT SHOWN IN CROSS SECTIONS. FOR DETAILS OF SUPERELEVATION SEE CURVE TABLES.
 4. LEFT SIDE IS RETAINED EMBANKMENT WITH OPEN DRAINAGE AND RIGHT SIDE IS EMBANKMENT WITH OPEN DRAINAGE.



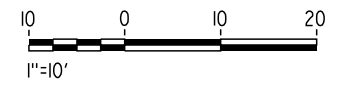
SECTION 5

TWIN TRACK - RETAINED EMBANKMENT WITH OPEN DRAINAGE
 STA 1156+20 THROUGH STA 1173+50
 STA 1439+19 THROUGH STA 1463+58
 STA 1596+56 THROUGH STA 1622+50
 STA 1850+50 THROUGH STA 1852+50 (SEE NOTE 4)
 STA 1885+40 THROUGH STA 1903+57
 STA 2008+37 THROUGH STA 2023+48



SECTION 6

TWIN TRACK - EMBANKMENT WITH OPEN DRAINAGE
 STA 1173+50 THROUGH STA 1439+19
 STA 1622+50 THROUGH STA 1850+50
 STA 1852+50 THROUGH STA 1885+40
 STA 2023+48 THROUGH STA 2144+63



c:\pwworking\hmm\external\eron.sudhausen-arup.com\d0125343\FB-CB-3153-H.dgn 3/10/2014 5:40:45 PM

REV	DATE	BY	CHK	APP	DESCRIPTION

DESIGNED BY
A. POLING
 DRAWN BY
J. BORGHESI
 CHECKED BY
K. SEYMOUR
 IN CHARGE
R. COFFIN
 DATE
03/19/13

**RECORD SET 15%
 DESIGN SUBMISSION**

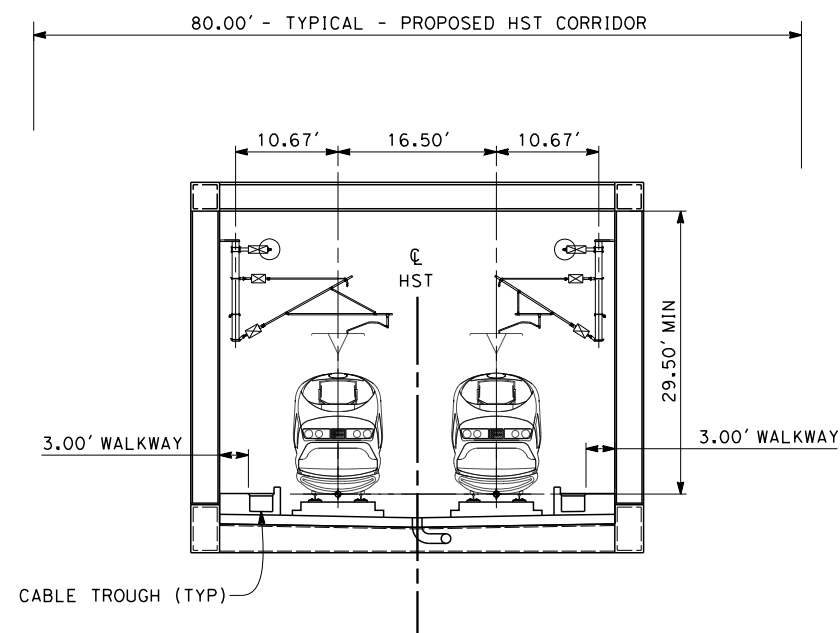
**NOT FOR
 CONSTRUCTION**



**CALIFORNIA HIGH-SPEED TRAIN PROJECT
 FRESNO TO BAKERSFIELD**
 HANFORD SUBSECTION
 ALIGNMENT H
 TYPICAL SECTIONS

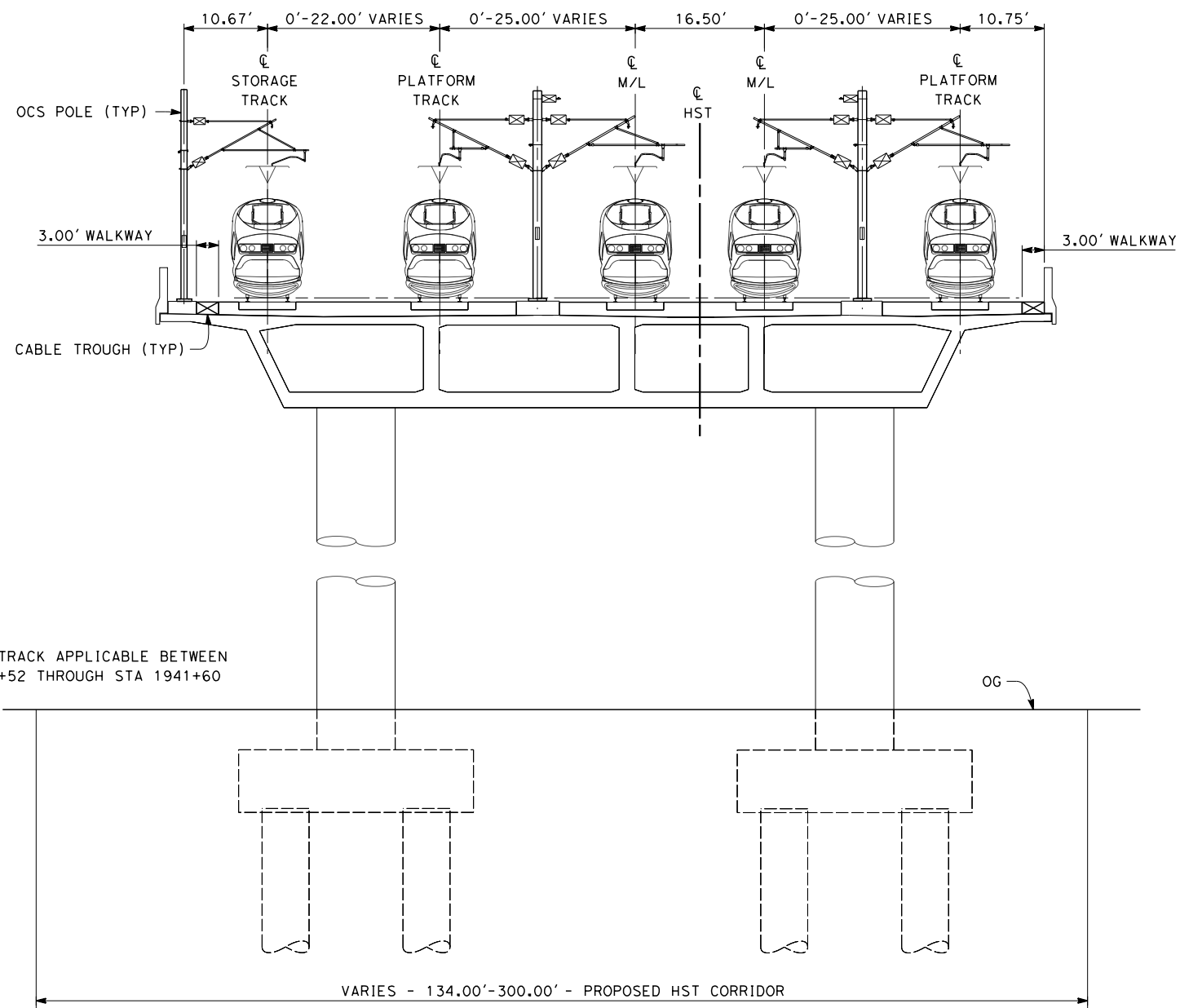
CONTRACT NO.
HSR 06-0003
 DRAWING NO.
CB3153
 SCALE
AS SHOWN
 SHEET NO.
28 OF 31

- NOTES:
1. TRACKFORM SHOWN IS INDICATIVE
 2. FOR STRUCTURE DIMENSIONS SEE STRUCTURAL CROSS SECTIONS
 3. SUPERELEVATION IS NOT SHOWN IN CROSS SECTIONS. FOR DETAILS OF SUPERELEVATION SEE CURVE TABLES.



SECTION 7

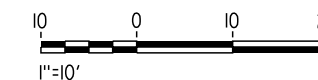
TWIN TRACK- AERIAL STEEL TRUSS
 STA 1464+80 THROUGH STA 1466+97
 STA 1485+70 THROUGH STA 1489+27
 STA 1518+30 THROUGH STA 1525+44
 STA 1580+87 THROUGH STA 1587+31
 STA 1593+34 THROUGH STA 1596+56



NOTE:
 STORAGE TRACK APPLICABLE BETWEEN
 STA 1920+52 THROUGH STA 1941+60

SECTION 8

5 TRACK ELEVATED STATION APPROACH
 STA 1919+50 THROUGH STA 1942+27



12/12/2013 4:25:52 PM c:\pwworking\hmm\external\nadine.hutton-arup.com\d0125343\FB-CB-3154-H.dgn

REV	DATE	BY	CHK	APP	DESCRIPTION

DESIGNED BY
A. POLING
 DRAWN BY
J. BORGESI
 CHECKED BY
K. SEYMOUR
 IN CHARGE
R. COFFIN
 DATE
12/31/13

**RECORD SET 15%
 DESIGN SUBMISSION**

**NOT FOR
 CONSTRUCTION**

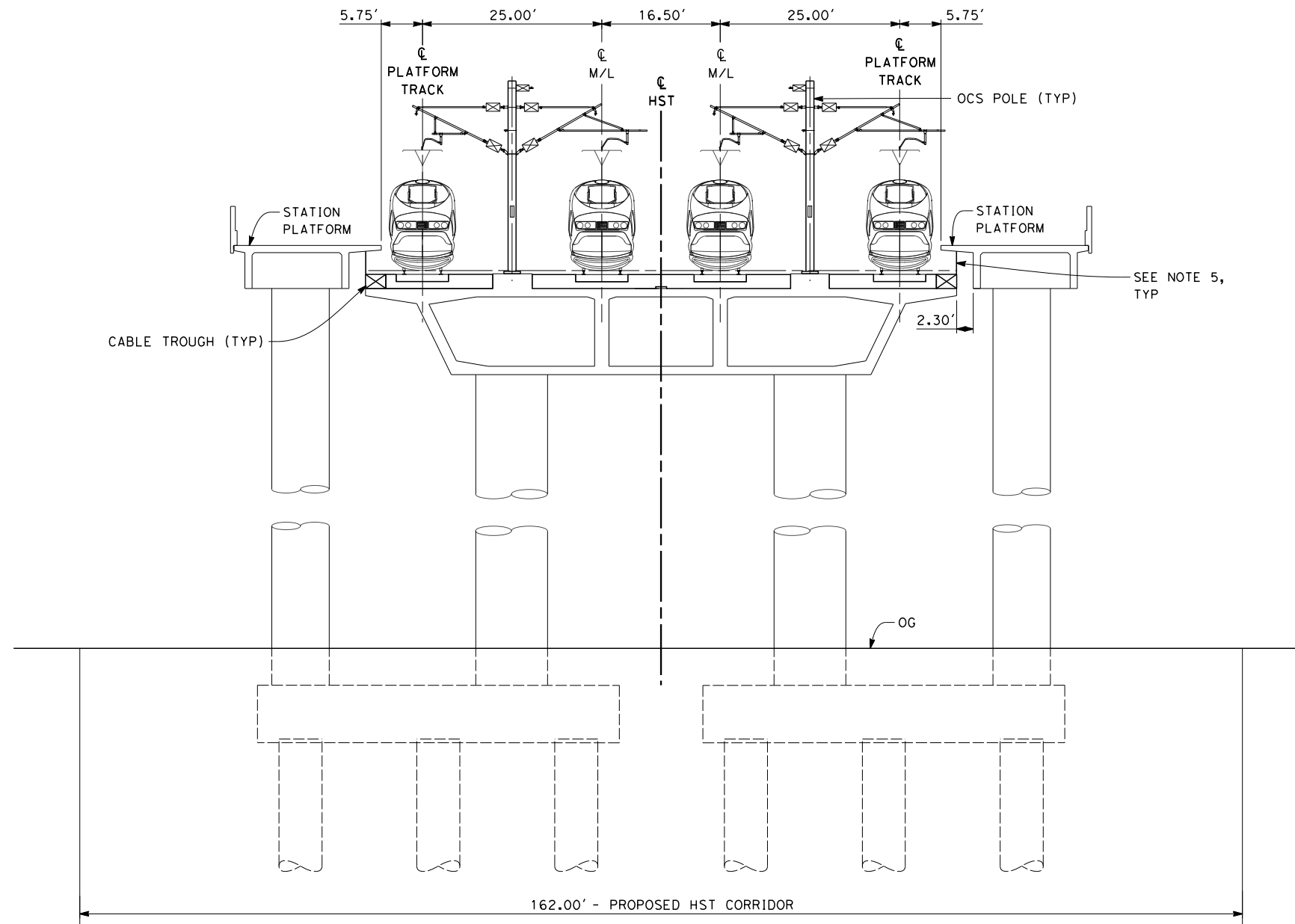


**CALIFORNIA HIGH-SPEED TRAIN PROJECT
 FRESNO TO BAKERSFIELD**
 HANFORD SUBSECTION
 ALIGNMENT H
 TYPICAL SECTIONS

CONTRACT NO.
HSR 06-0003
 DRAWING NO.
CB3154
 SCALE
AS SHOWN
 SHEET NO.
29 OF 31

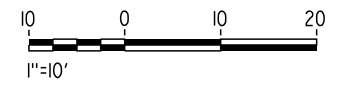
NOTES:

1. TRACKFORM SHOWN IS INDICATIVE
2. FOR STRUCTURE DIMENSIONS SEE STRUCTURAL CROSS SECTIONS
3. SUPERELEVATION IS NOT SHOWN IN CROSS SECTIONS. FOR DETAILS OF SUPERELEVATION SEE CURVE TABLES.
4. HST CORRIDOR WIDTH VARIES THROUGH THE STATION ACCORDING TO THE STATION FACILITIES PROVIDED. SEE STATION DRAWINGS FOR DETAILS.
5. MESH FENCE TO BE PROVIDED BETWEEN VIADUCT AND PLATFORM AS FALL PREVENTION BARRIER.



SECTION 9

4 TRACK ELEVATED PLATFORMS
 STA 1942+27 THROUGH STA 1956+67



12/12/2013 6:51:36 PM c:\pwworking\hmm\external\paul.tonkin01-arup.com\d0125343\FB-CB-3155-H.dgn paul.tonkin

REV	DATE	BY	CHK	APP	DESCRIPTION

DESIGNED BY
A. POLING
 DRAWN BY
J. BORGHESI
 CHECKED BY
K. SEYMOUR
 IN CHARGE
R. COFFIN
 DATE
12/31/13

**RECORD SET 15%
 DESIGN SUBMISSION**

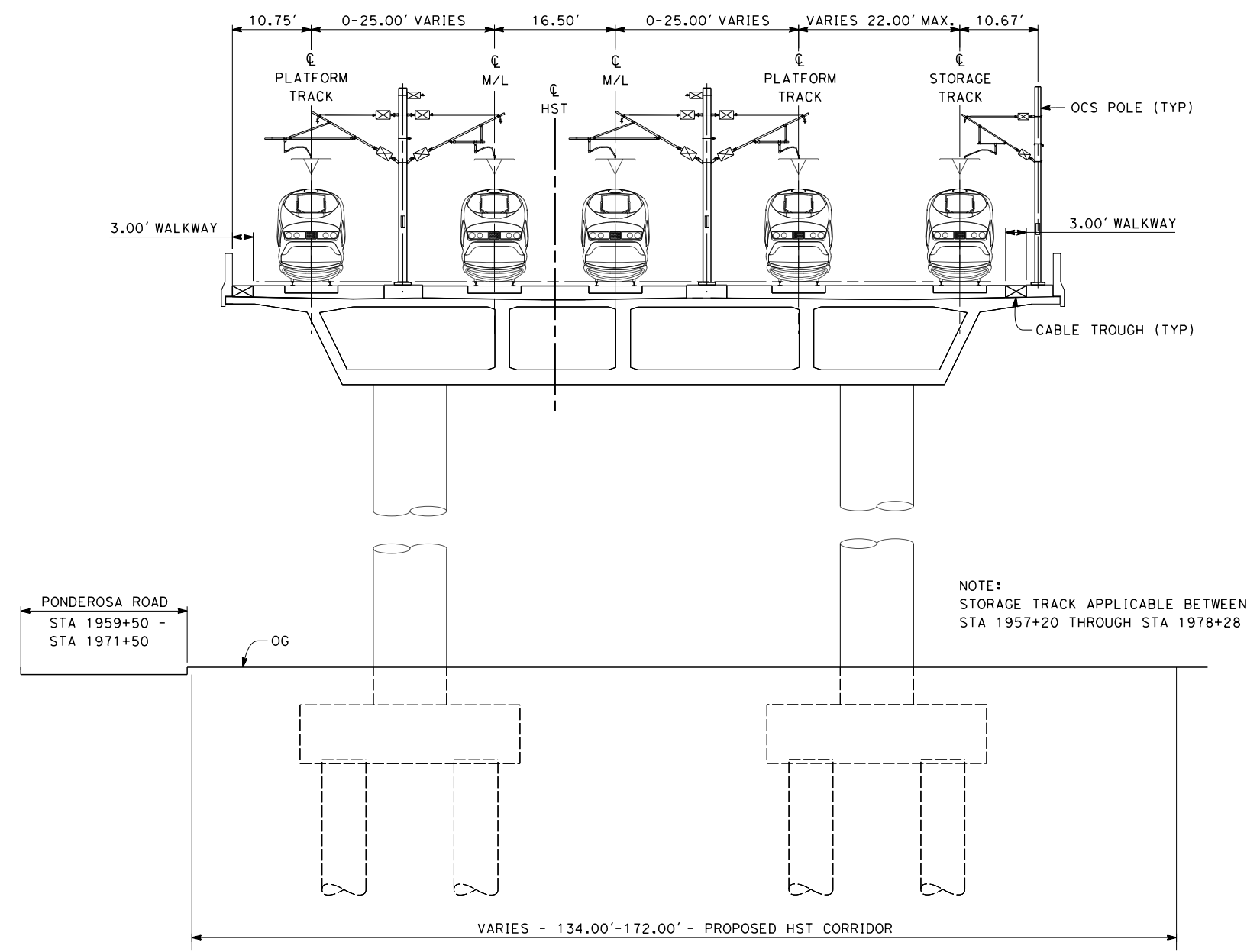
**NOT FOR
 CONSTRUCTION**



**CALIFORNIA HIGH-SPEED TRAIN PROJECT
 FRESNO TO BAKERSFIELD**
 HANFORD SUBSECTION
 ALIGNMENT H
 TYPICAL SECTIONS

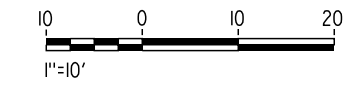
CONTRACT NO.
HSR 06-0003
 DRAWING NO.
CB3155
 SCALE
AS SHOWN
 SHEET NO.
30 OF 31

- NOTES:
1. TRACKFORM SHOWN IS INDICATIVE
 2. FOR STRUCTURE DIMENSIONS SEE STRUCTURAL CROSS SECTIONS
 3. SUPERELEVATION IS NOT SHOWN IN CROSS SECTIONS. FOR DETAILS OF SUPERELEVATION SEE CURVE TABLES.



SECTION 10

5 TRACK ELEVATED STATION APPROACH
STA 1956+67 THROUGH STA 1979+50



12/12/2013 7:01:28 PM c:\pwworking\hmm\external\paul.tonkin01-arup.com\d0125343\FB-CB-3156-H.dgn paul.tonkin

REV	DATE	BY	CHK	APP	DESCRIPTION

DESIGNED BY
A. POLING
DRAWN BY
J. BORGHESI
CHECKED BY
K. SEYMOUR
IN CHARGE
R. COFFIN
DATE
12/31/13

**RECORD SET 15%
DESIGN SUBMISSION**

**NOT FOR
CONSTRUCTION**



**CALIFORNIA HIGH-SPEED TRAIN PROJECT
FRESNO TO BAKERSFIELD**

HANFORD SUBSECTION
ALIGNMENT H
TYPICAL SECTIONS

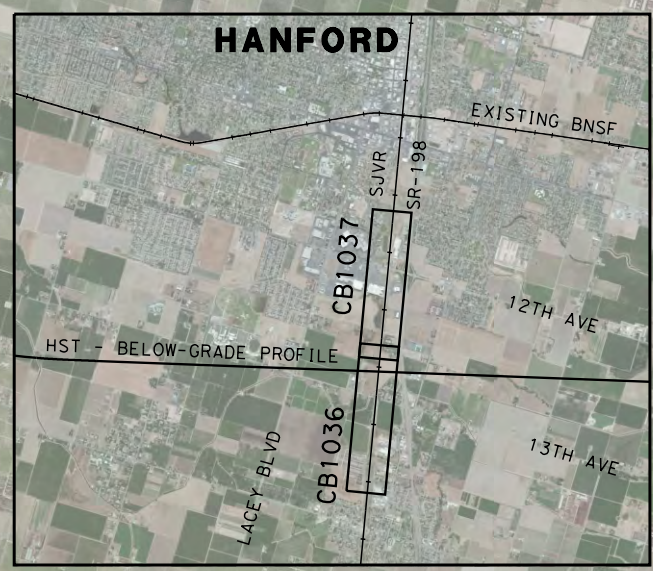
CONTRACT NO.
HSR 06-0003
DRAWING NO.
CB3156
SCALE
AS SHOWN
SHEET NO.
31 OF 31

c:\pwworking\hmm\external\veron.sudhausen-arup.com\dms70813\FB-CB-1000.dgn \$PLTDRVS\$ \$PENTBLS\$ eron_sudhausen 2/10/2013 9:52:15 AM



LEGEND

- EXISTING FREIGHT RAILROAD
- PROPOSED CHST



REV	DATE	BY	CHK	APP	DESCRIPTION

DESIGNED BY
A. POLING

DRAWN BY
J. BORGHESI

CHECKED BY
G. MEJIA

IN CHARGE
R. COFFIN

DATE
12/31/13

**RECORD SET 15%
DESIGN SUBMISSION**

**NOT FOR
CONSTRUCTION**



**CALIFORNIA HIGH-SPEED TRAIN PROJECT
FRESNO TO BAKERSFIELD**

HANFORD WEST BYPASS SUBSECTION
ALIGNMENT HW (AT-GRADE)
STA 1065+00 TO 2029+61
KEY MAP

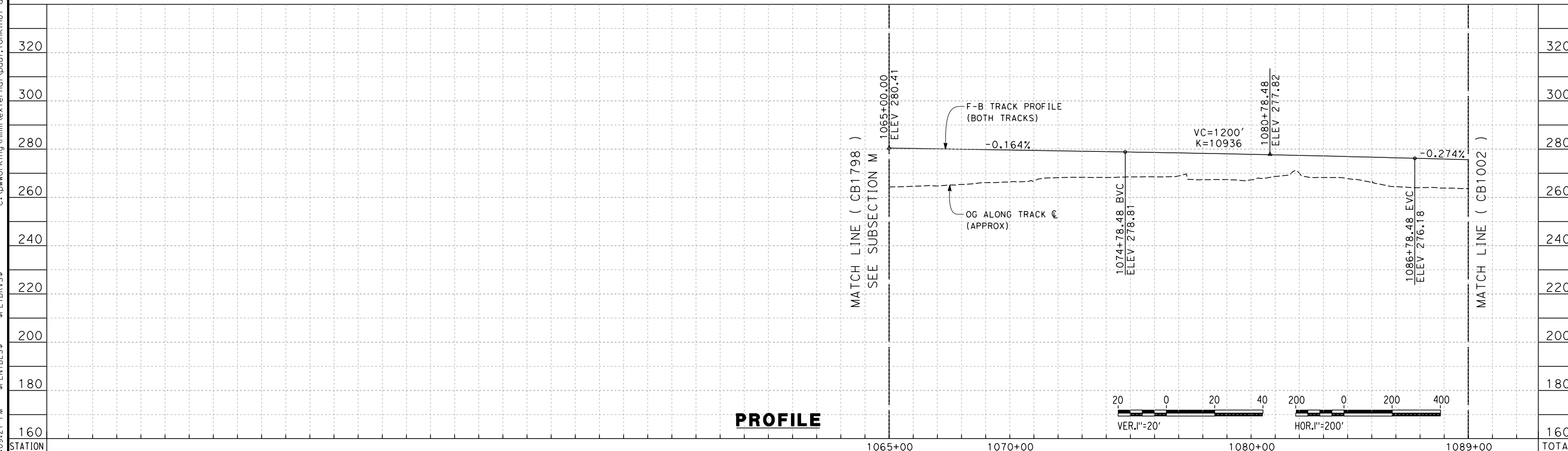
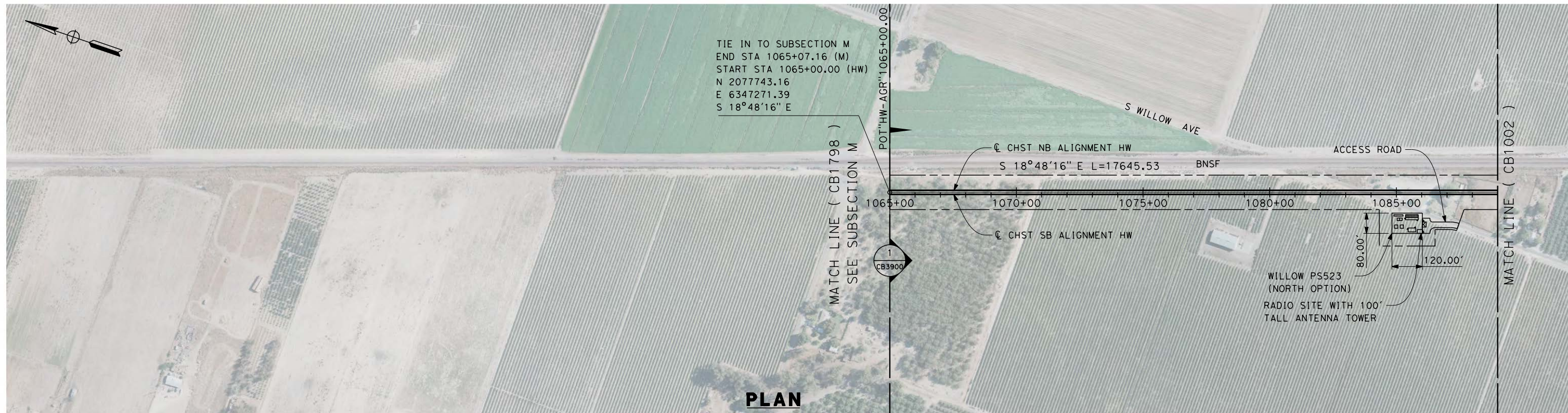
CONTRACT NO.
HSR 06-0003

DRAWING NO.
CB1000

SCALE
AS SHOWN

SHEET NO.
1 OF 29

12/12/2013 09:21 PM \$PENTBLS\$ \$PLTDRVS\$ c:\pwworking\hmm\external\paul.tonkin\01-arup.com\dms70813\FB-CB-1001.dgn



REV	DATE	BY	CHK	APP	DESCRIPTION

DESIGNED BY
A. POLING
 DRAWN BY
J. BORGHESI
 CHECKED BY
G. MEJIA
 IN CHARGE
R. COFFIN
 DATE
12/31/13

**RECORD SET 15%
 DESIGN SUBMISSION**

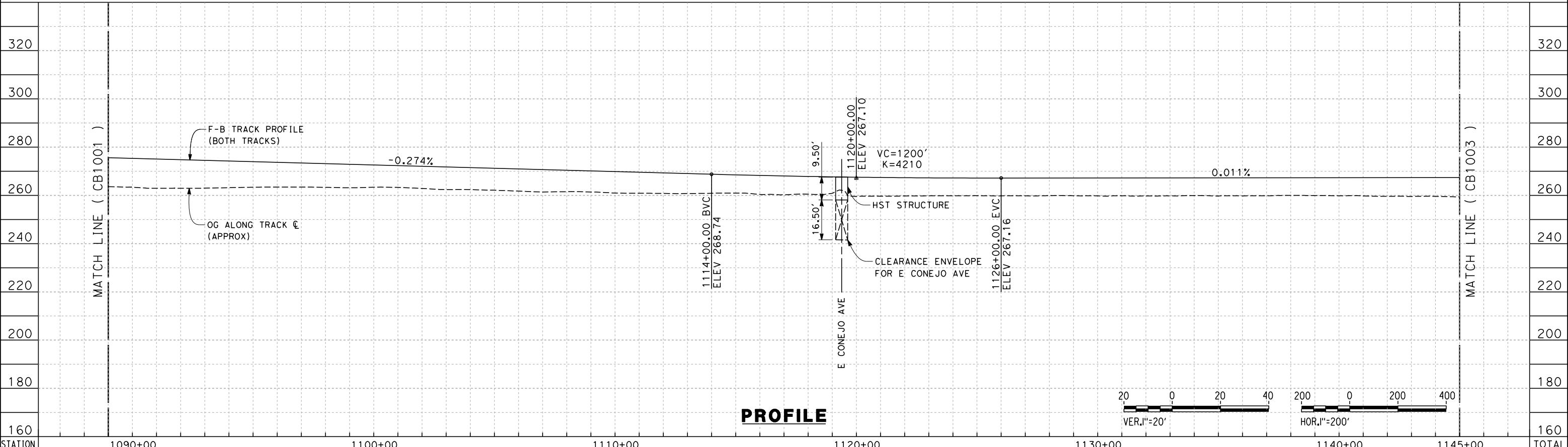
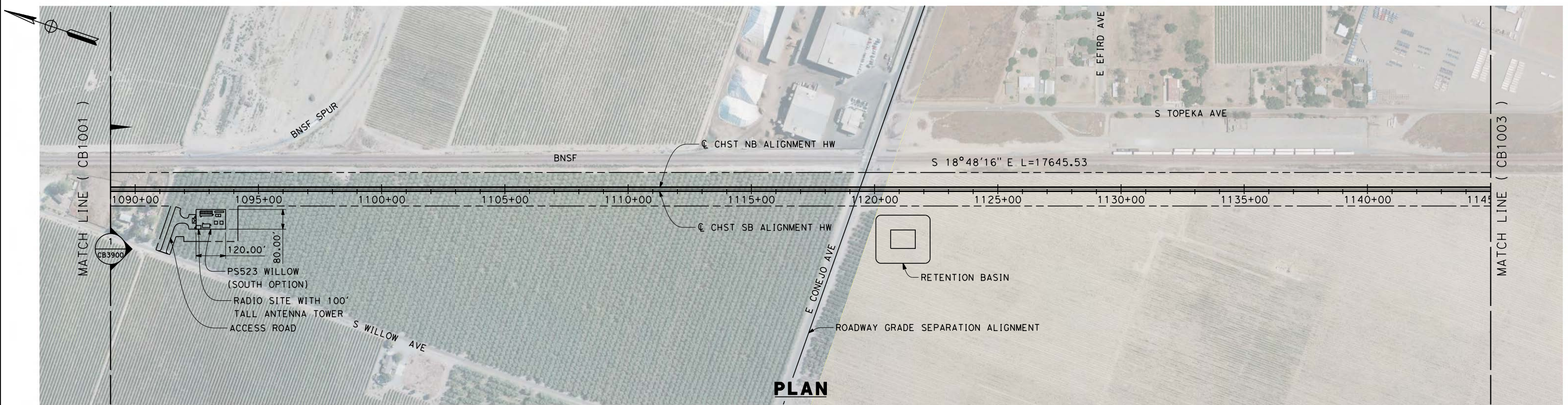
**NOT FOR
 CONSTRUCTION**



**CALIFORNIA HIGH-SPEED TRAIN PROJECT
 FRESNO TO BAKERSFIELD**
 HANFORD WEST BYPASS SUBSECTION
 ALIGNMENT HW (AT-GRADE)
 STA 1065+00 TO 1089+00
 PLAN AND PROFILE

CONTRACT NO.
 HSR 06-0003
 DRAWING NO.
 CB1001
 SCALE
 AS SHOWN
 SHEET NO.
 2 OF 29

paul.tonkin 12/12/2013 1:15:56 PM \$PENTBLS\$ \$PLTDRVS\$ c:\pwworking\hmm\external\paul.tonkin\01-arup.com\dms70813\FB-CB-1002.dgn



STATION	1090+00	1100+00	1110+00	1120+00	1130+00	1140+00	1145+00	TOTAL
Exc								
Emb								

REV	DATE	BY	CHK	APP	DESCRIPTION

DESIGNED BY
A. POLING
 DRAWN BY
J. BORGHESI
 CHECKED BY
G. MEJIA
 IN CHARGE
R. COFFIN
 DATE
12/31/13

**RECORD SET 15%
 DESIGN SUBMISSION**

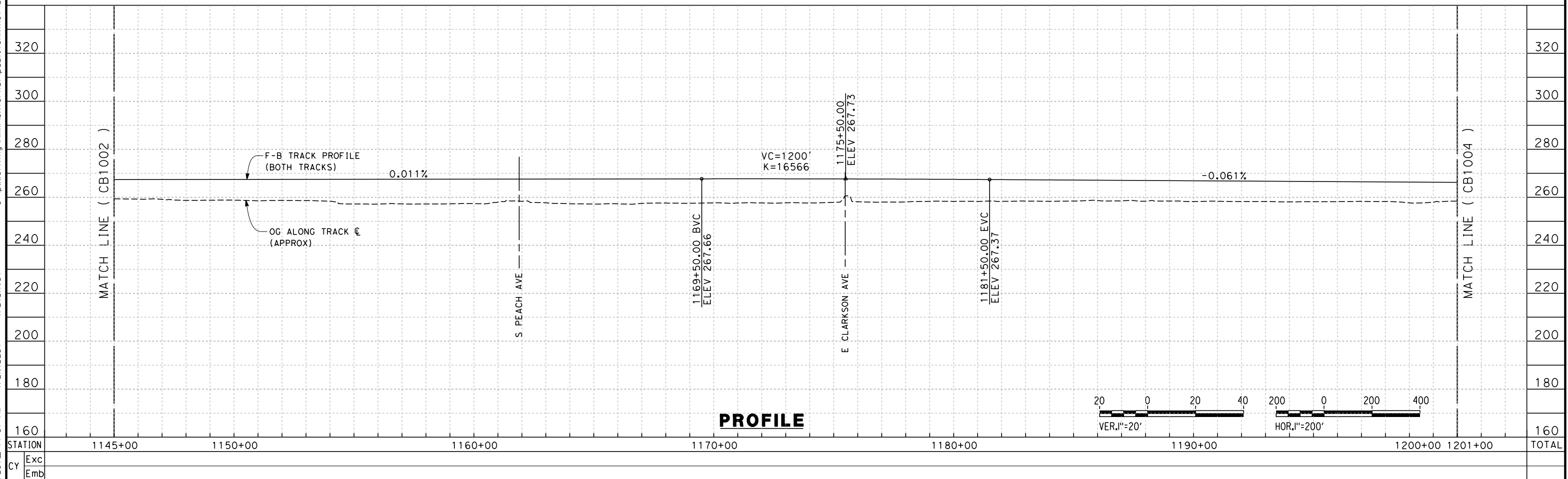
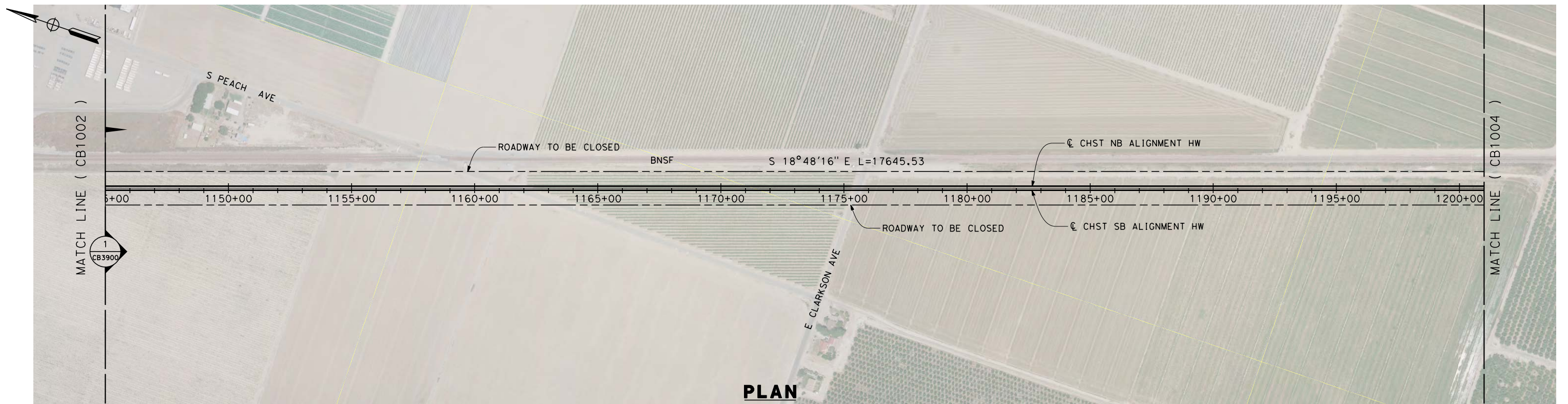
**NOT FOR
 CONSTRUCTION**



CALIFORNIA HIGH-SPEED TRAIN PROJECT
FRESNO TO BAKERSFIELD
 HANFORD WEST BYPASS SUBSECTION
 ALIGNMENT HW (AT-GRADE)
 STA 1089+00 TO 1145+00
 PLAN AND PROFILE

CONTRACT NO.
 HSR 06-0003
 DRAWING NO.
 CB1002
 SCALE
 AS SHOWN
 SHEET NO.
 3 OF 29

paul.tonkin 12/12/2013 1:17:31 PM \$PENTBLS\$ \$PLTDRVS\$ c:\pwworking\hmm\external\paul.tonkin\01-arup.com\dms70813\FB-CB-1003.dgn



REV	DATE	BY	CHK	APP	DESCRIPTION

DESIGNED BY
A. POLING
 DRAWN BY
J. BORGHESI
 CHECKED BY
G. MEJIA
 IN CHARGE
R. COFFIN
 DATE
12/31/13

**RECORD SET 15%
 DESIGN SUBMISSION**

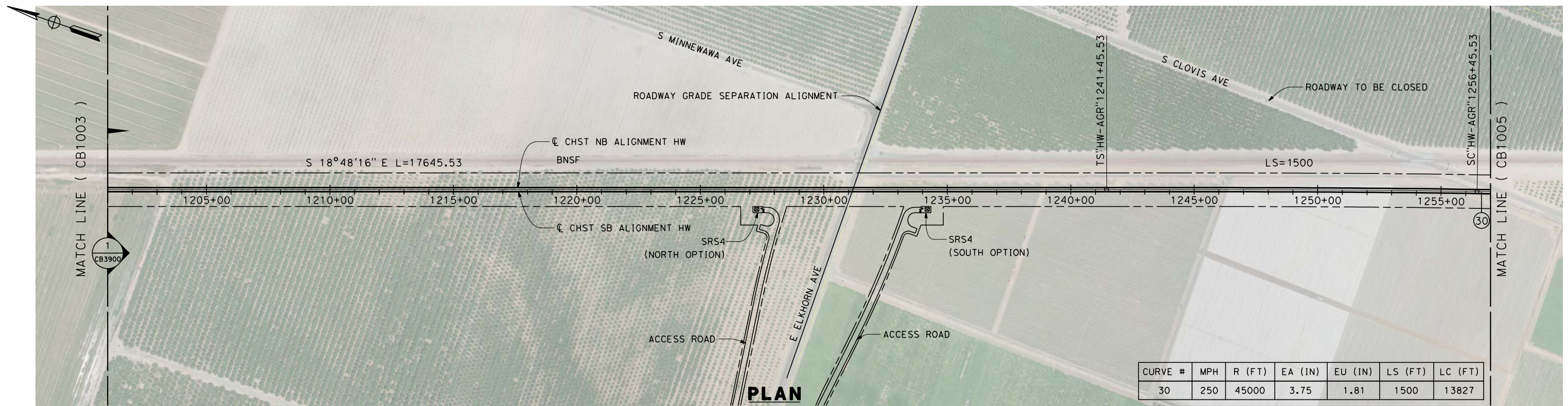
**NOT FOR
 CONSTRUCTION**



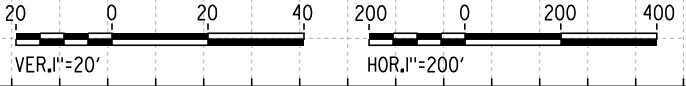
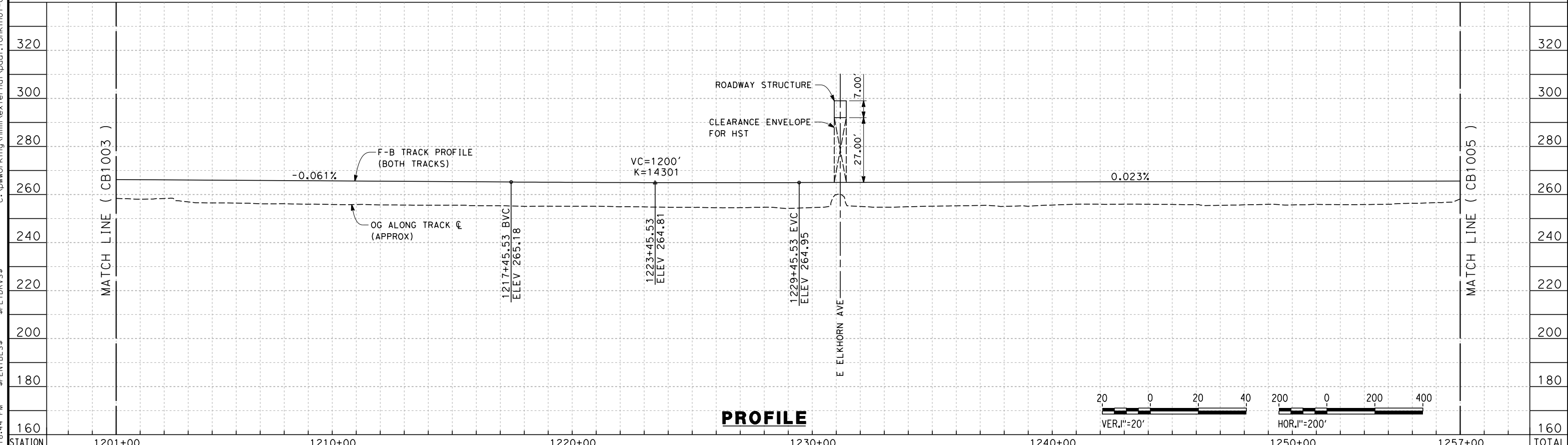
CALIFORNIA HIGH-SPEED TRAIN PROJECT
FRESNO TO BAKERSFIELD
 HANFORD WEST BYPASS SUBSECTION
 ALIGNMENT HW (AT-GRADE)
 STA 1145+00 TO 1201+00
 PLAN AND PROFILE

CONTRACT NO.
 HSR 06-0003
 DRAWING NO.
 CB1003
 SCALE
 AS SHOWN
 SHEET NO.
 4 OF 29

paul.tonkin 12/12/2013 1:18:44 PM \$PENTBLS\$ \$PLTDRVS\$ c:\pwworking\hmm\external\paul.tonkin\01-arup.com\dms70813\FB-CB-1004.dgn



CURVE #	MPH	R (FT)	EA (IN)	EU (IN)	LS (FT)	LC (FT)
30	250	45000	3.75	1.81	1500	13827



STATION	1201+00	1210+00	1220+00	1230+00	1240+00	1250+00	1257+00	TOTAL
Exc								
Emb								

REV	DATE	BY	CHK	APP	DESCRIPTION

DESIGNED BY
A. POLING
 DRAWN BY
J. BORGHESI
 CHECKED BY
G. MEJIA
 IN CHARGE
R. COFFIN
 DATE
12/31/13

**RECORD SET 15%
 DESIGN SUBMISSION**

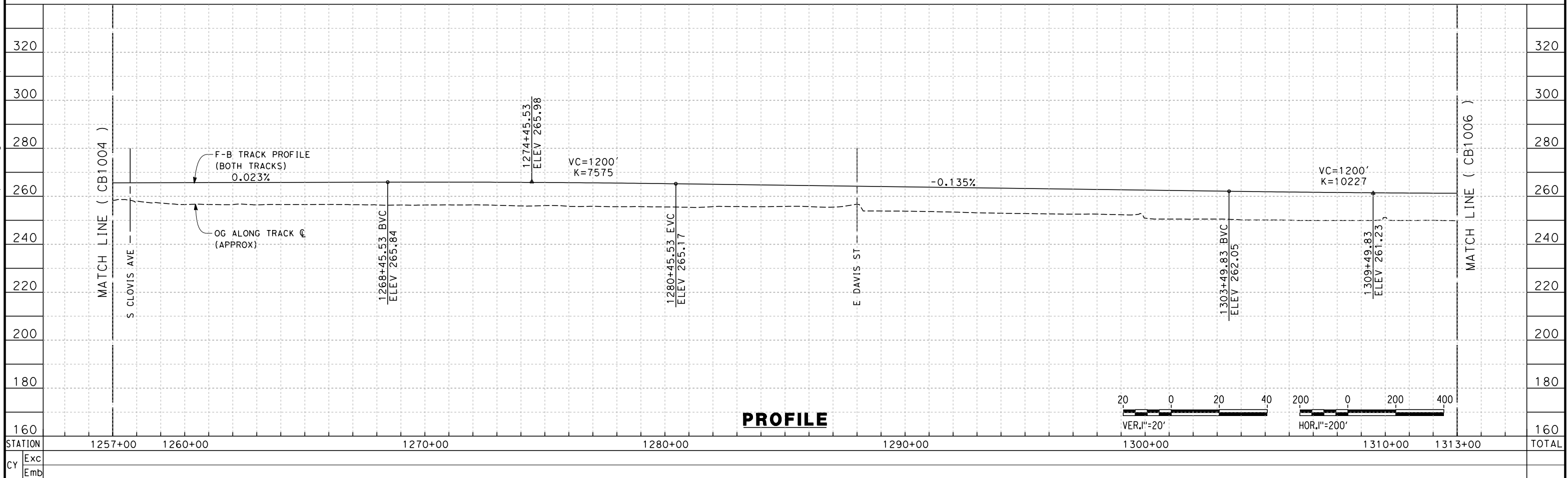
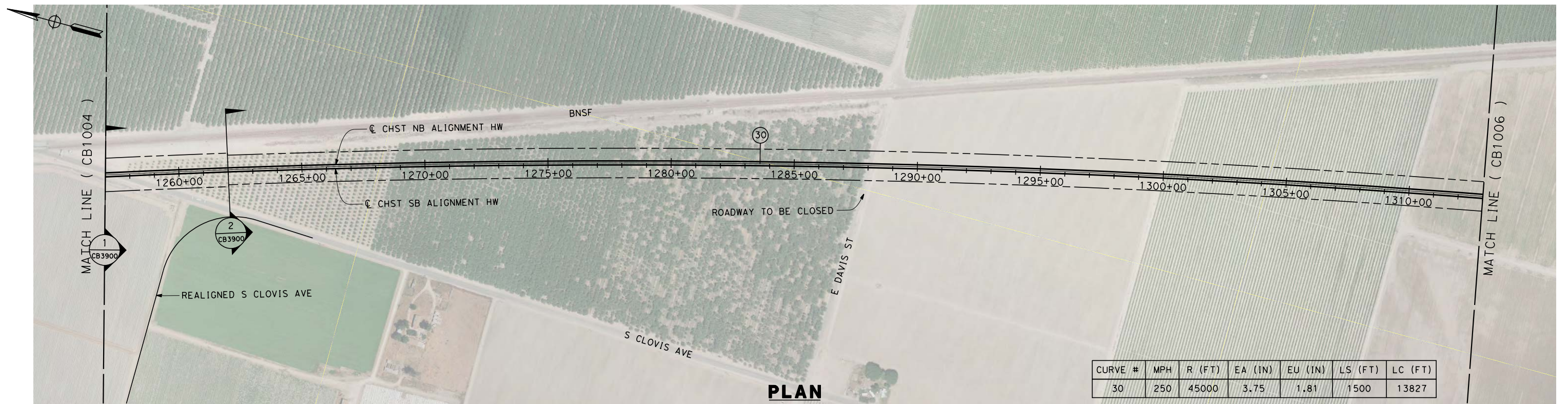
**NOT FOR
 CONSTRUCTION**



CALIFORNIA HIGH-SPEED TRAIN PROJECT
FRESNO TO BAKERSFIELD
 HANFORD WEST BYPASS SUBSECTION
 ALIGNMENT HW (AT-GRADE)
 STA 1201+00 TO 1257+00
 PLAN AND PROFILE

CONTRACT NO.
 HSR 06-0003
 DRAWING NO.
 CB1004
 SCALE
 AS SHOWN
 SHEET NO.
 5 OF 29

paul.tonkin 12/12/2013 2:20:43 PM \$PENTBLS\$ \$PLTDRVS\$ ct:\working\hmm\external\paul.tonkin\01-ar-up.com\dms70813\FB-CB-1005.dgn



REV	DATE	BY	CHK	APP	DESCRIPTION

DESIGNED BY
A. POLING
 DRAWN BY
J. BORGHESI
 CHECKED BY
G. MEJIA
 IN CHARGE
R. COFFIN
 DATE
12/31/13

**RECORD SET 15%
DESIGN SUBMISSION**

**NOT FOR
CONSTRUCTION**



**CALIFORNIA HIGH-SPEED TRAIN PROJECT
FRESNO TO BAKERSFIELD**

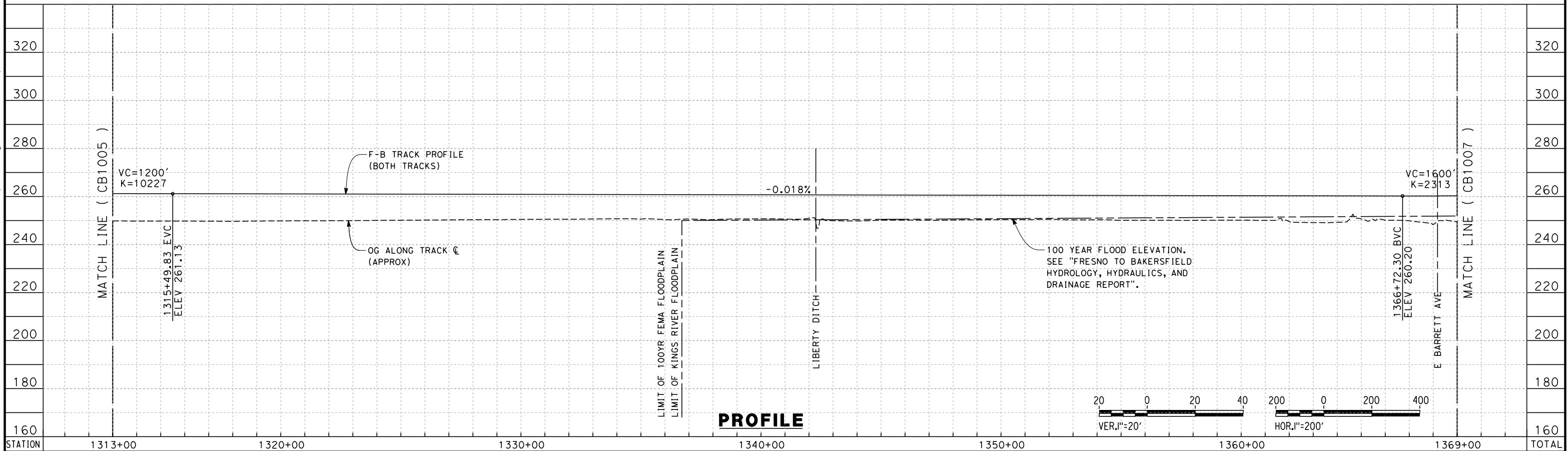
HANFORD WEST BYPASS SUBSECTION
ALIGNMENT HW (AT-GRADE)
STA 1257+00 TO 1313+00
PLAN AND PROFILE

CONTRACT NO.
HSR 06-0003
 DRAWING NO.
CB1005
 SCALE
AS SHOWN
 SHEET NO.
6 OF 29

c:\pwworking\hmm\external\paul.tonkin\01-ar-up.com\dms70813\FB-CB-1006.dgn
 \$PLTDRVS\$
 \$PENTBLS\$
 12/12/2013 2:22:36 PM
 paul.tonkin



CURVE #	MPH	R (FT)	EA (IN)	EU (IN)	LS (FT)	LC (FT)
30	250	45000	3.75	1.81	1500	13827



STATION	1313+00	1320+00	1330+00	1340+00	1350+00	1360+00	1369+00	TOTAL
Exc								
Emb								

REV	DATE	BY	CHK	APP	DESCRIPTION

DESIGNED BY
A. POLING
 DRAWN BY
J. BORGHESI
 CHECKED BY
G. MEJIA
 IN CHARGE
R. COFFIN
 DATE
12/31/13

**RECORD SET 15%
 DESIGN SUBMISSION**

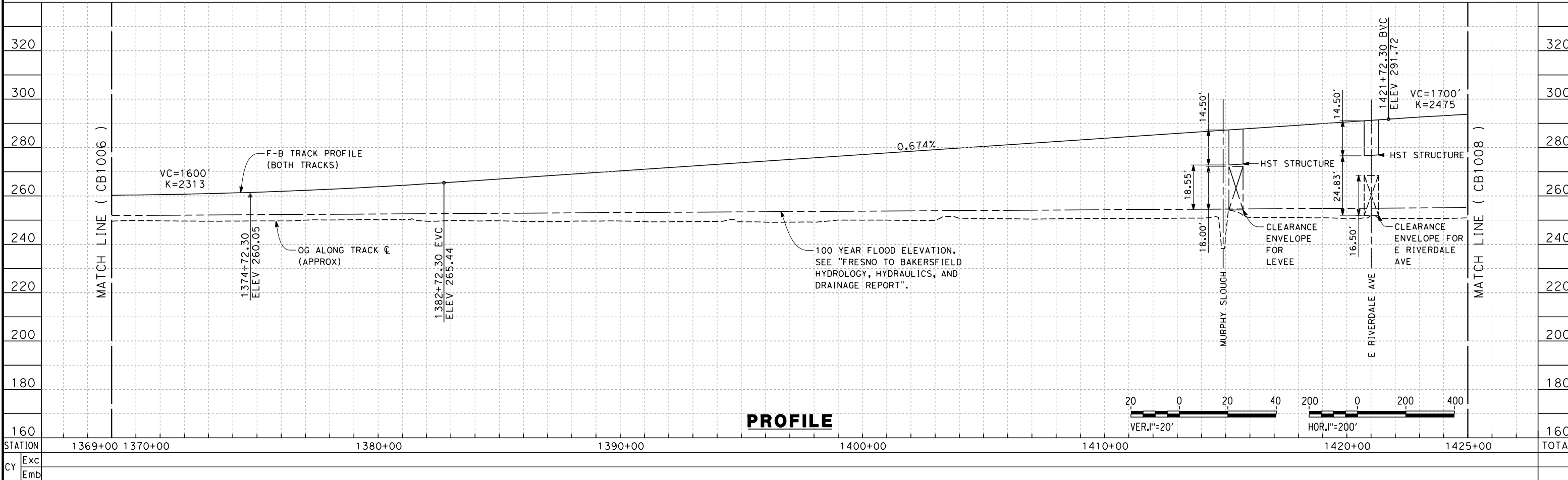

**NOT FOR
 CONSTRUCTION**



CALIFORNIA HIGH-SPEED TRAIN PROJECT
FRESNO TO BAKERSFIELD
 HANFORD WEST BYPASS SUBSECTION
 ALIGNMENT HW (AT-GRADE)
 STA 1313+00 TO 1369+00
 PLAN AND PROFILE

CONTRACT NO.
 HSR 06-0003
 DRAWING NO.
 CB1006
 SCALE
 AS SHOWN
 SHEET NO.
 7 OF 29

12/12/2013 2:23:54 PM \$PENTBLS\$ \$PLTDRVS\$ ct:\pwworking\hmm\external\paul.tonkin\01-arup.com\dms70813\FB-CB-1007.dgn



REV	DATE	BY	CHK	APP	DESCRIPTION

DESIGNED BY
A. POLING
DRAWN BY
J. BORGHESI
CHECKED BY
G. MEJIA
IN CHARGE
R. COFFIN
DATE
12/31/13

**RECORD SET 15%
DESIGN SUBMISSION**

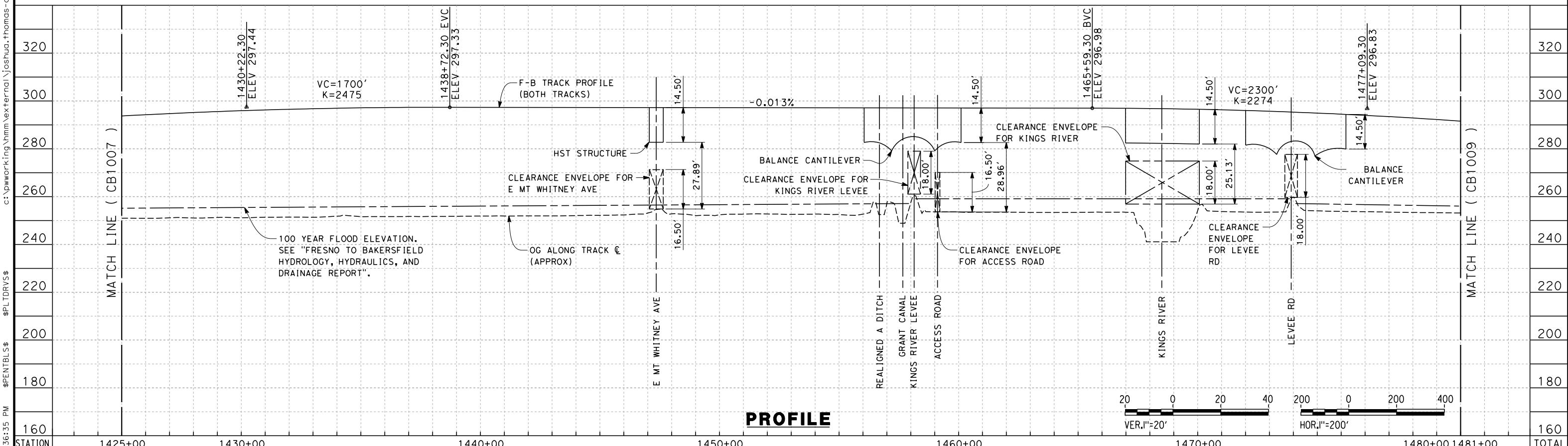
**NOT FOR
CONSTRUCTION**



**CALIFORNIA HIGH-SPEED TRAIN PROJECT
FRESNO TO BAKERSFIELD**
HANFORD WEST BYPASS SUBSECTION
ALIGNMENT HW (AT-GRADE)
STA 1369+00 TO 1425+00
PLAN AND PROFILE

CONTRACT NO.
HSR 06-0003
DRAWING NO.
CB1007
SCALE
AS SHOWN
SHEET NO.
8 OF 29

joshua.thomas.12/20/2013 4:36:35 PM \$PENTBL.S\$ \$PLTDRVS\$ ct:\pwworking\hmm\external\joshua.thomas-arup.com\dms70813\FB-CB-1008.dgn



STATION	Exc	Emb	TOTAL
1425+00			
1430+00			
1440+00			
1450+00			
1460+00			
1470+00			
1480+00			
1481+00			
TOTAL			

REV	DATE	BY	CHK	APP	DESCRIPTION

DESIGNED BY
A. POLING
 DRAWN BY
J. BORGHESI
 CHECKED BY
G. MEJIA
 IN CHARGE
R. COFFIN
 DATE
12/31/13

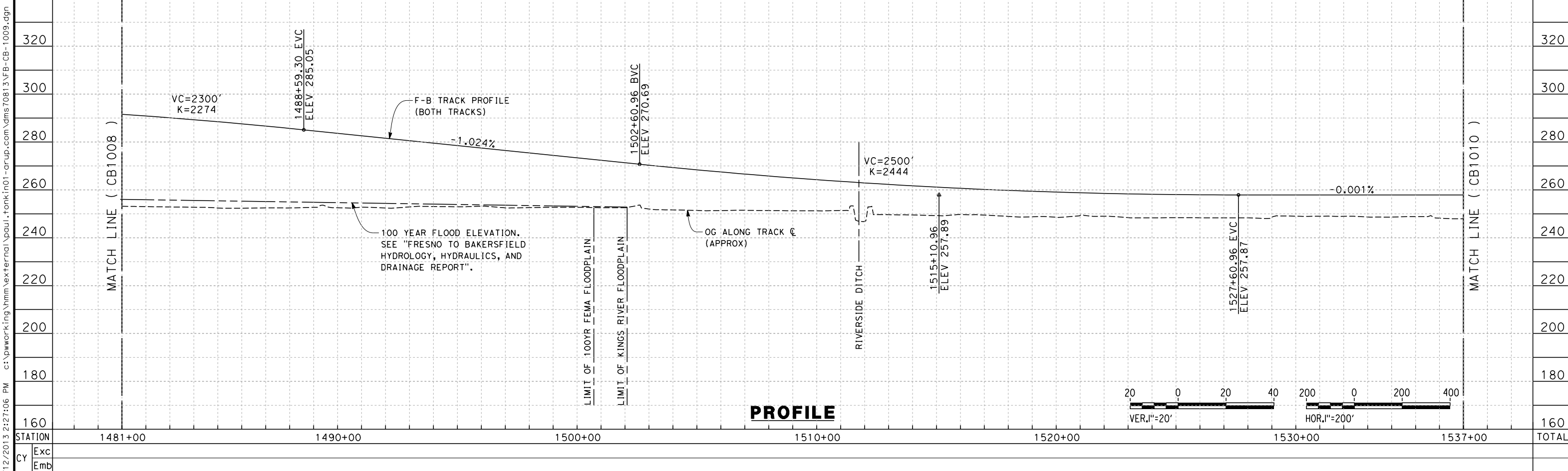
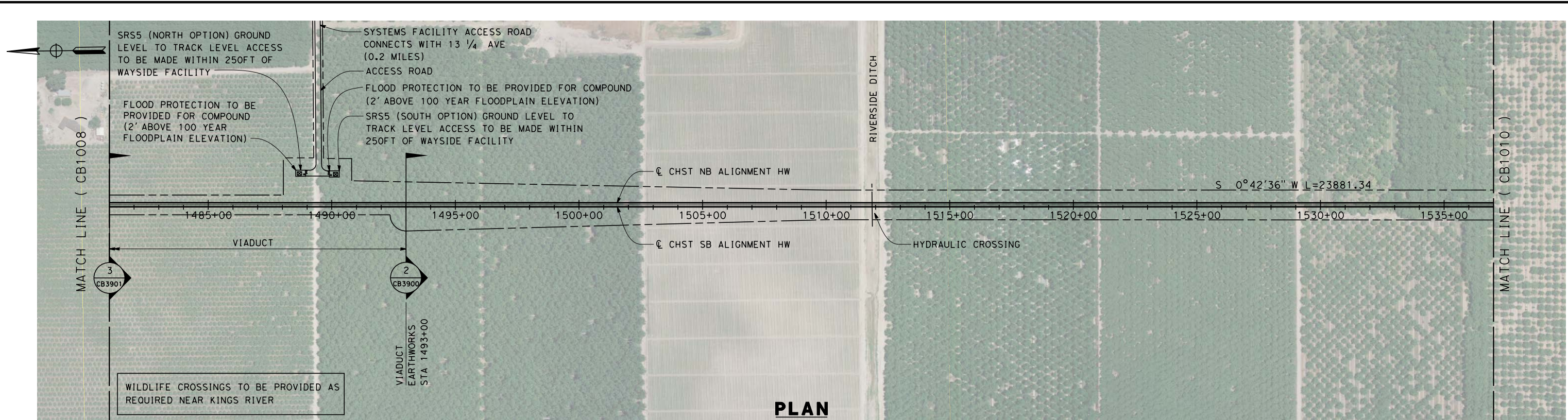
**RECORD SET 15%
 DESIGN SUBMISSION**

**NOT FOR
 CONSTRUCTION**



CALIFORNIA HIGH-SPEED TRAIN PROJECT
FRESNO TO BAKERSFIELD
 HANFORD WEST BYPASS SUBSECTION
 ALIGNMENT HW (AT-GRADE)
 STA 1425+00 TO 1481+00
 PLAN AND PROFILE

CONTRACT NO.
HSR 06-0003
 DRAWING NO.
CB1008
 SCALE
AS SHOWN
 SHEET NO.
9 OF 29



12/12/2013 2:27:06 PM c:\pwworking\hmm\external\paul.tonkin01-arup.com\dms70813\FB-CB-1009.dgn paul.tonkin

REV	DATE	BY	CHK	APP	DESCRIPTION

DESIGNED BY
A. POLING
 DRAWN BY
J. BORGESI
 CHECKED BY
G. MEJIA
 IN CHARGE
R. COFFIN
 DATE
12/31/13

**RECORD SET 15%
DESIGN SUBMISSION**


**NOT FOR
CONSTRUCTION**



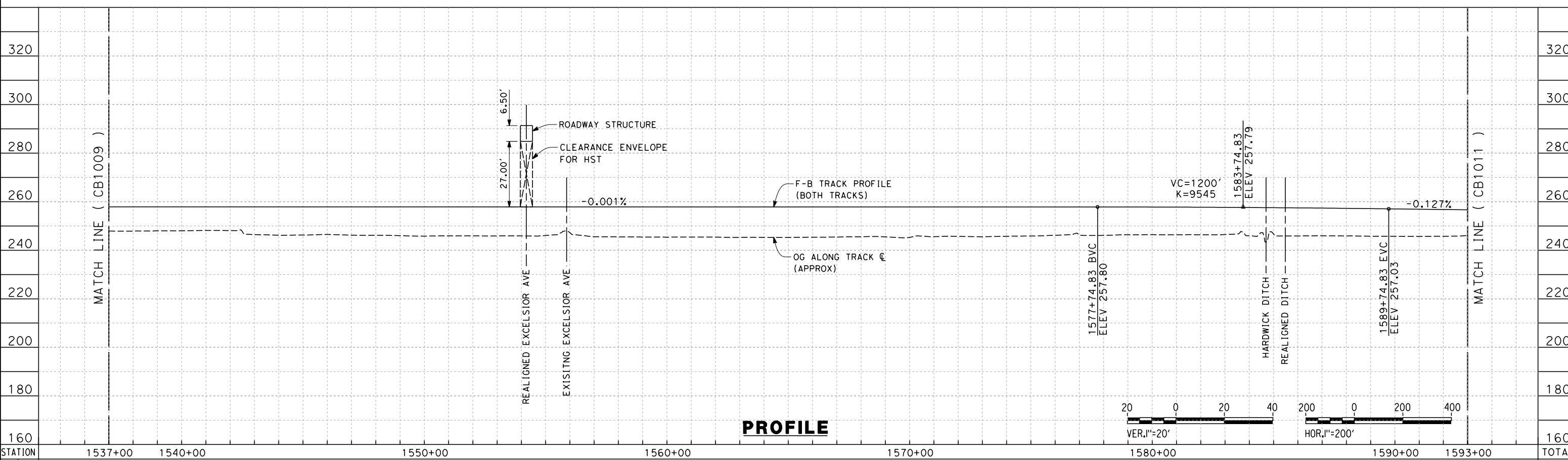
CALIFORNIA HIGH-SPEED TRAIN PROJECT
FRESNO TO BAKERSFIELD
 HANFORD WEST BYPASS SUBSECTION
 ALIGNMENT HW (AT GRADE)
 STA. 1481+00 TO 1537+00
 PLAN AND PROFILE

CONTRACT NO.
HSR-06-003
 DRAWING NO.
CB1009
 SCALE
AS SHOWN
 SHEET NO.
10 OF 29

c:\pwworking\hmm\external\paul.tonkin\01-arup.com\dms70813\FB-CB-1010.dgn
 \$PLTDRVS\$
 \$PENTBLS\$
 12/12/2013 2:28:17 PM
 paul.tonkin



PLAN



PROFILE

STATION	1537+00	1540+00	1550+00	1560+00	1570+00	1580+00	1590+00	1593+00	TOTAL
---------	---------	---------	---------	---------	---------	---------	---------	---------	-------

REV	DATE	BY	CHK	APP	DESCRIPTION

DESIGNED BY
A. POLING
 DRAWN BY
J. BORGHESI
 CHECKED BY
G. MEJIA
 IN CHARGE
R. COFFIN
 DATE
12/31/13

**RECORD SET 15%
 DESIGN SUBMISSION**

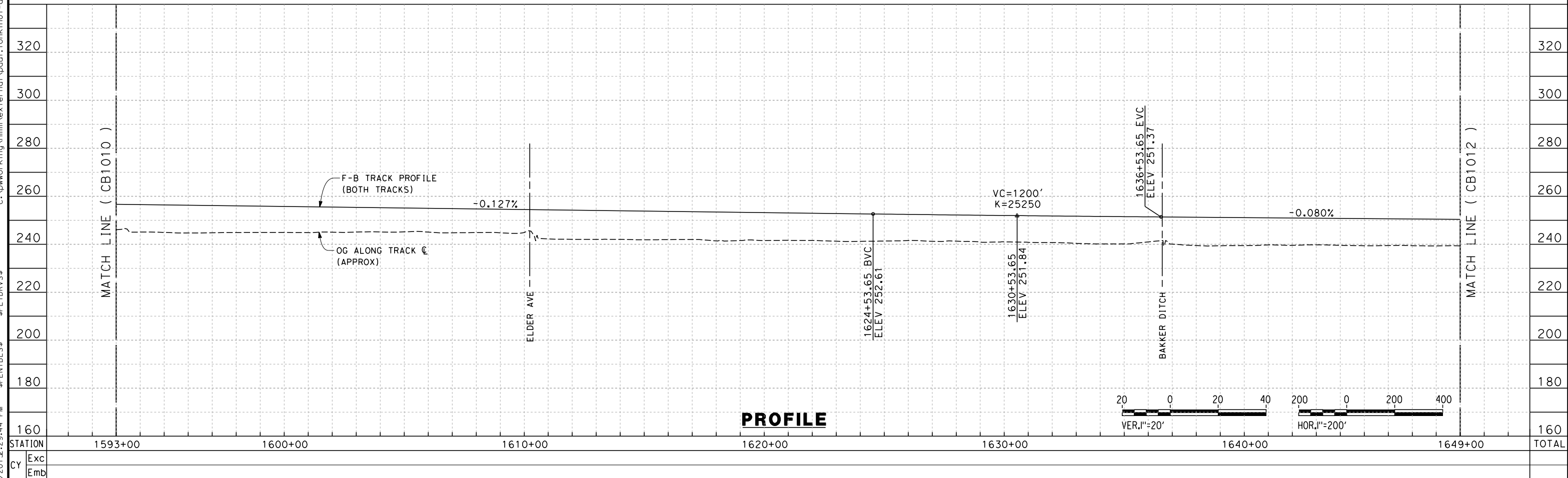
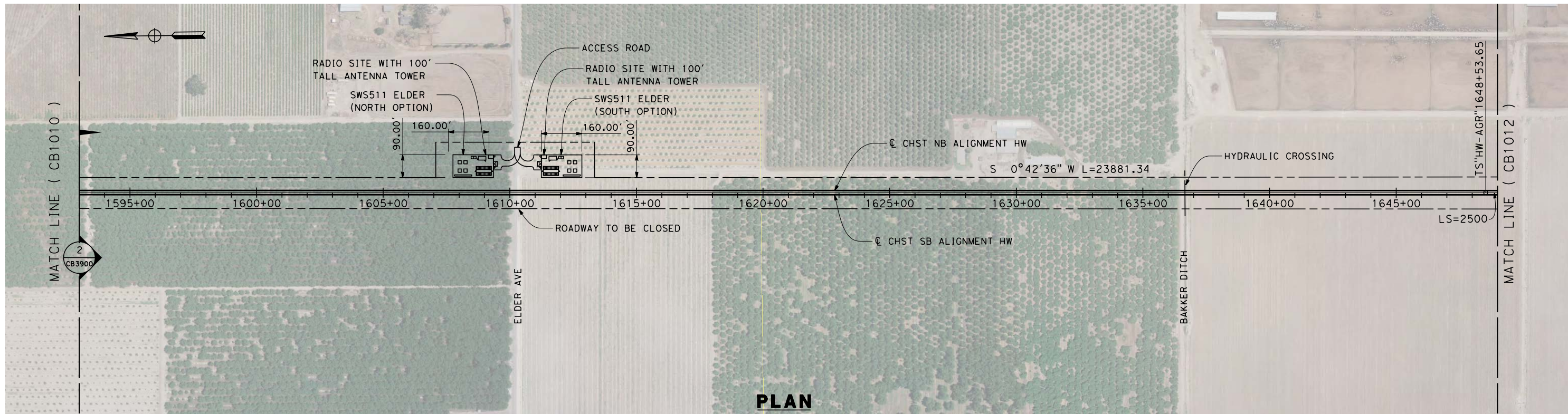
**NOT FOR
 CONSTRUCTION**



CALIFORNIA HIGH-SPEED TRAIN PROJECT
FRESNO TO BAKERSFIELD
 HANFORD WEST BYPASS SUBSECTION
 ALIGNMENT HW (AT-GRADE)
 STA 1537+00 TO 1593+00
 PLAN AND PROFILE

CONTRACT NO.
 HSR 06-0003
 DRAWING NO.
 CB1010
 SCALE
 AS SHOWN
 SHEET NO.
 11 OF 29

paul.tonkin 12/12/2013 2:29:44 PM \$PENTBLS\$ \$PLTDRVS\$ c:\pwworking\hmm\external\paul.tonkin\01-arup.com\dms70813\FB-CB-1011.dgn



REV	DATE	BY	CHK	APP	DESCRIPTION

DESIGNED BY
A. POLING
 DRAWN BY
J. BORGHESI
 CHECKED BY
G. MEJIA
 IN CHARGE
R. COFFIN
 DATE
12/31/13

**RECORD SET 15%
 DESIGN SUBMISSION**

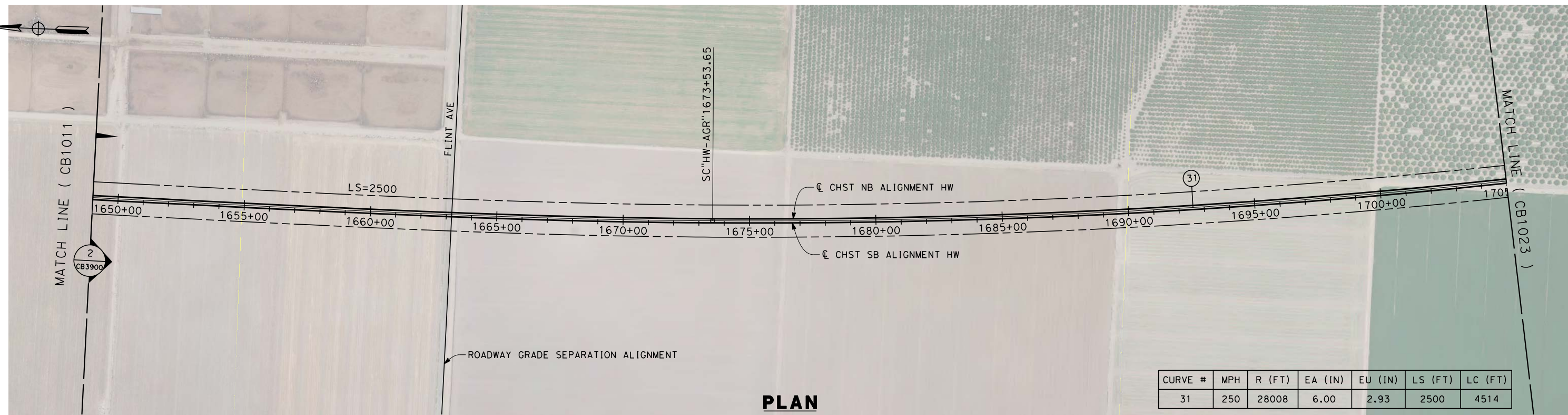
**NOT FOR
 CONSTRUCTION**



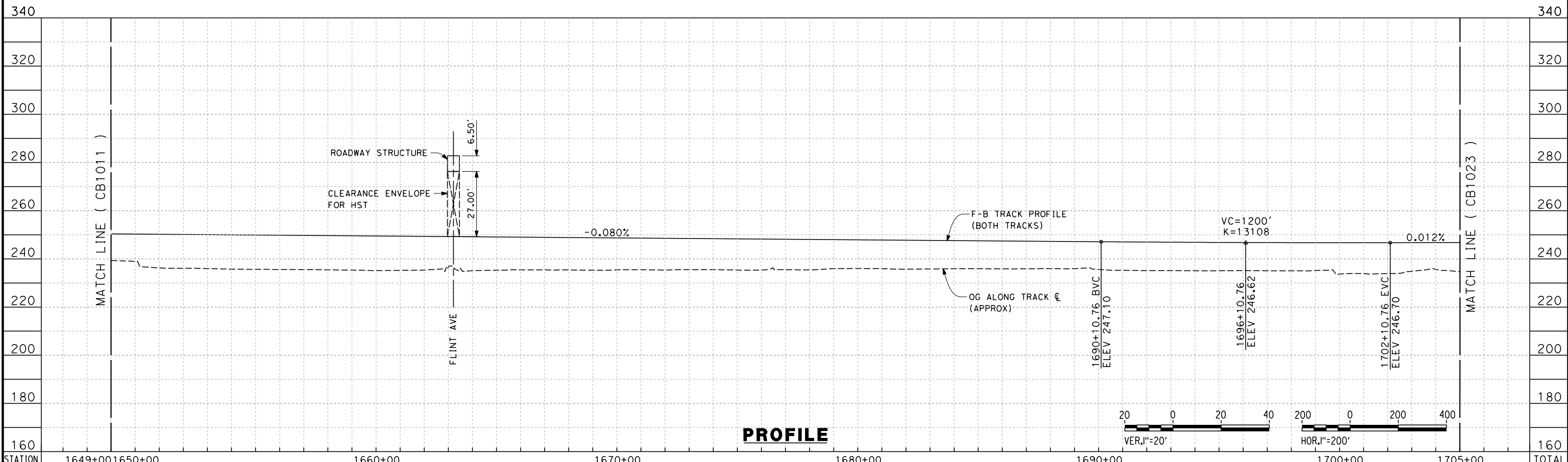
CALIFORNIA HIGH-SPEED TRAIN PROJECT
FRESNO TO BAKERSFIELD
 HANFORD WEST BYPASS SUBSECTION
 ALIGNMENT HW (AT-GRADE)
 STA 1593+00 TO 1649+00
 PLAN AND PROFILE

CONTRACT NO.
 HSR 06-0003
 DRAWING NO.
 CB1011
 SCALE
 AS SHOWN
 SHEET NO.
 12 OF 29

paul.tonkin 12/12/2013 3:30:56 PM \$PENTBLS\$ \$PLTDRVS\$ c:\pwworking\hmm\external\paul.tonkin\01-arup.com\dms70813\FB-CB-1012.dgn



PLAN



STATION	1649+00	1650+00	1660+00	1670+00	1680+00	1690+00	1700+00	1705+00	TOTAL
Exc									
Emb									

REV	DATE	BY	CHK	APP	DESCRIPTION

DESIGNED BY
A. POLING
 DRAWN BY
J. BORGHESI
 CHECKED BY
G. MEJIA
 IN CHARGE
R. COFFIN
 DATE
12/31/13

**RECORD SET 15%
 DESIGN SUBMISSION**

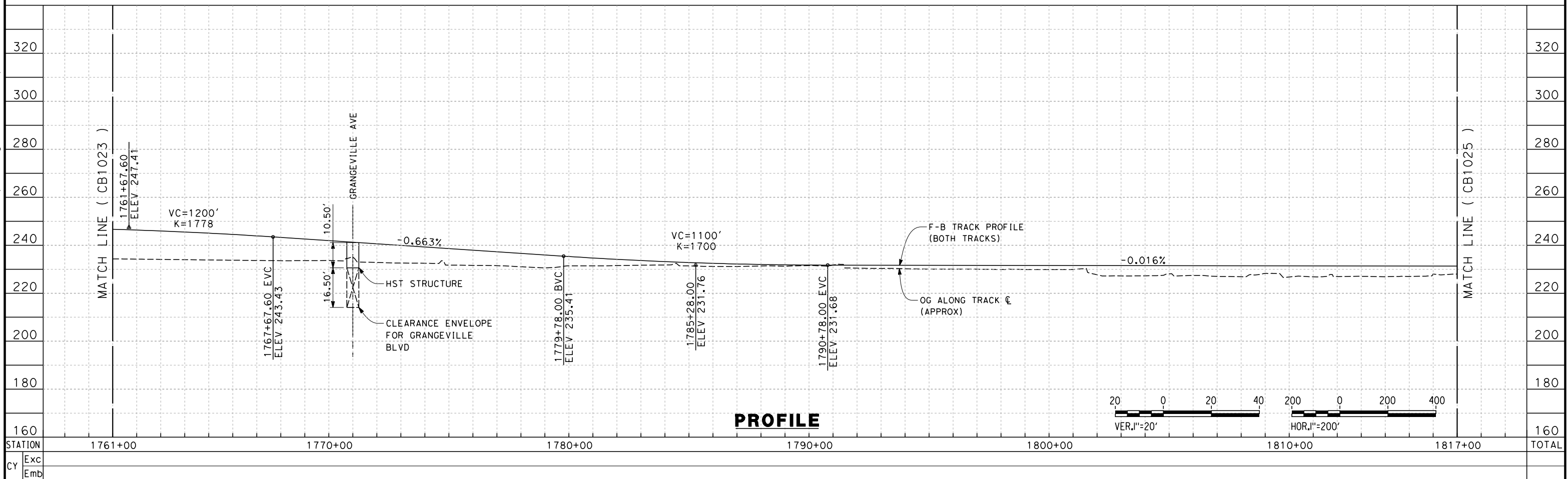
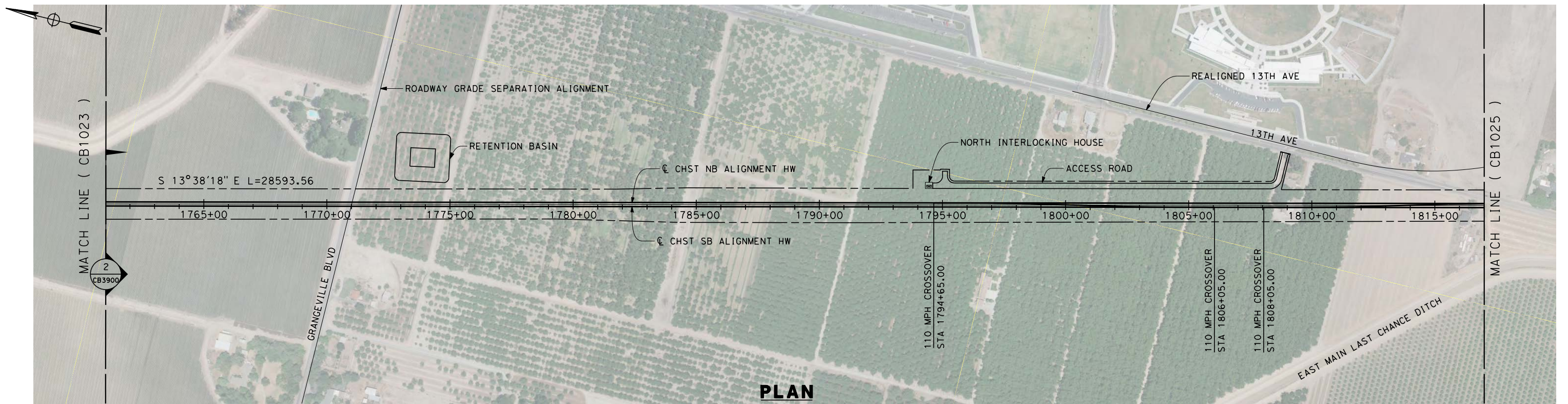
**NOT FOR
 CONSTRUCTION**



CALIFORNIA HIGH-SPEED TRAIN PROJECT
FRESNO TO BAKERSFIELD
 HANFORD WEST BYPASS SUBSECTION
 ALIGNMENT HW (AT-GRADE)
 STA 1649+00 TO 1705+00
 PLAN AND PROFILE

CONTRACT NO.
 HSR 06-0003
 DRAWING NO.
 CB1012
 SCALE
 AS SHOWN
 SHEET NO.
 13 OF 29

12/12/2013 3:33:38 PM \$PENTBLS\$ \$PLTDRVS\$ c:\pwworking\hmm\external\paul.tonkin\01-arup.com\dms70813\FB-CB-1024.dgn



REV	DATE	BY	CHK	APP	DESCRIPTION

DESIGNED BY
A. POLING
 DRAWN BY
J. BORGHESI
 CHECKED BY
G. MEJIA
 IN CHARGE
R. COFFIN
 DATE
12/31/13

**RECORD SET 15%
 DESIGN SUBMISSION**

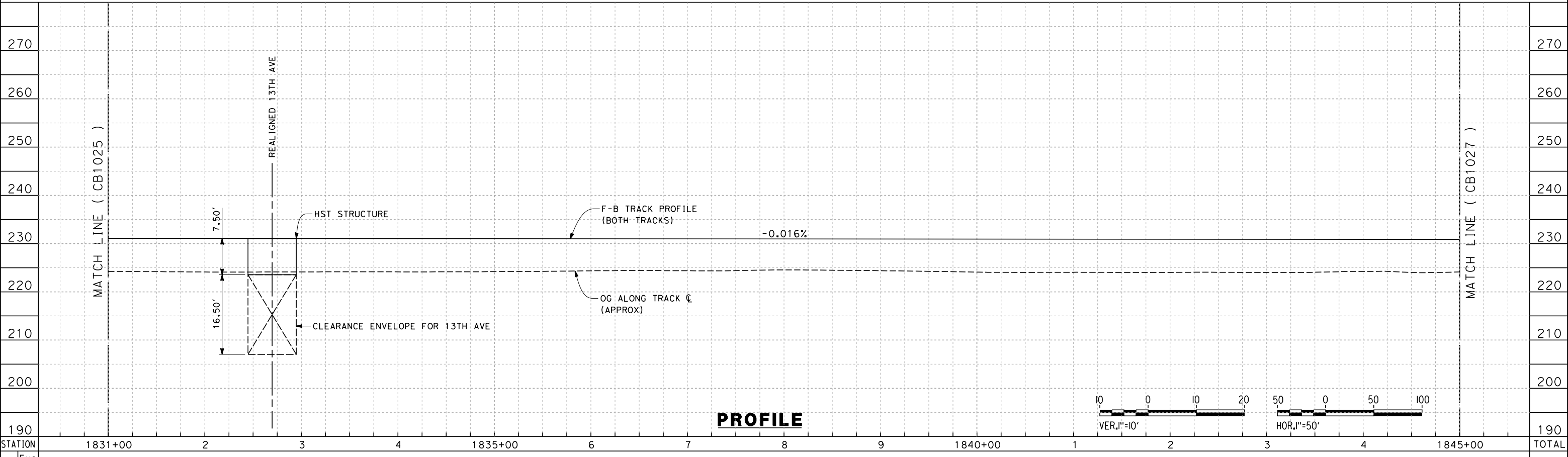
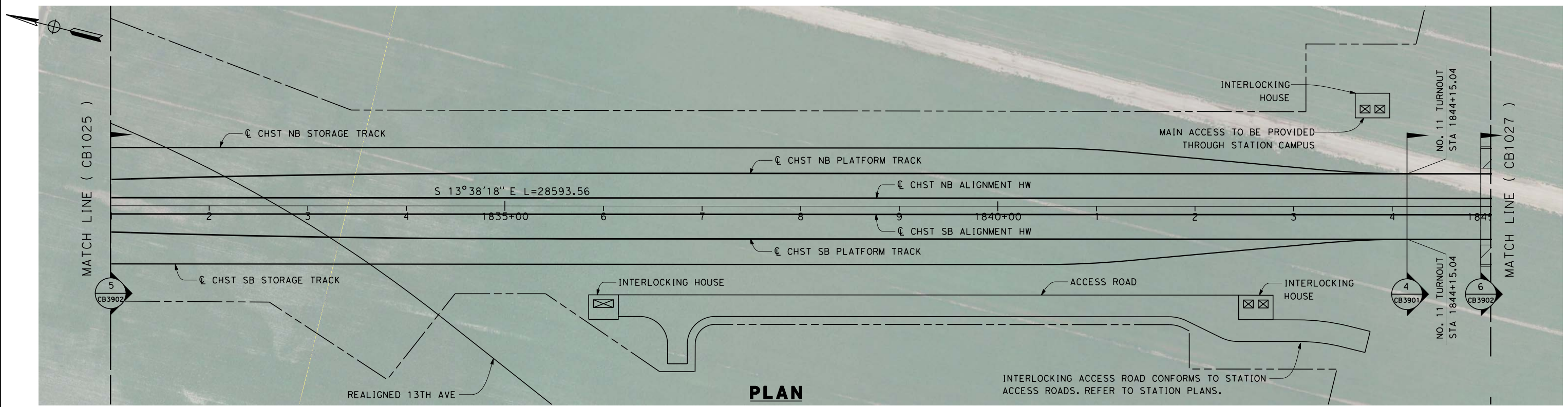
**NOT FOR
 CONSTRUCTION**



**CALIFORNIA HIGH-SPEED TRAIN PROJECT
 FRESNO TO BAKERSFIELD**
 HANFORD WEST BYPASS SUBSECTION
 ALIGNMENT HW (AT-GRADE)
 STA 1761+00 TO 1817+00
 PLAN AND PROFILE

CONTRACT NO.
HSR 06-0003
 DRAWING NO.
CB1024
 SCALE
AS SHOWN
 SHEET NO.
15 OF 29

paul.tonkin 12/12/2013 3:43 PM \$PENTBL.S\$ \$PLTDRVS\$ c:\pwworking\hmm\external\paul.tonkin\01-arup.com\dms70813\FB-CB-1026.dgn



REV	DATE	BY	CHK	APP	DESCRIPTION

DESIGNED BY
A. POLING
 DRAWN BY
J. BORGHESI
 CHECKED BY
G. MEJIA
 IN CHARGE
R. COFFIN
 DATE
12/31/13

**RECORD SET 15%
 DESIGN SUBMISSION**

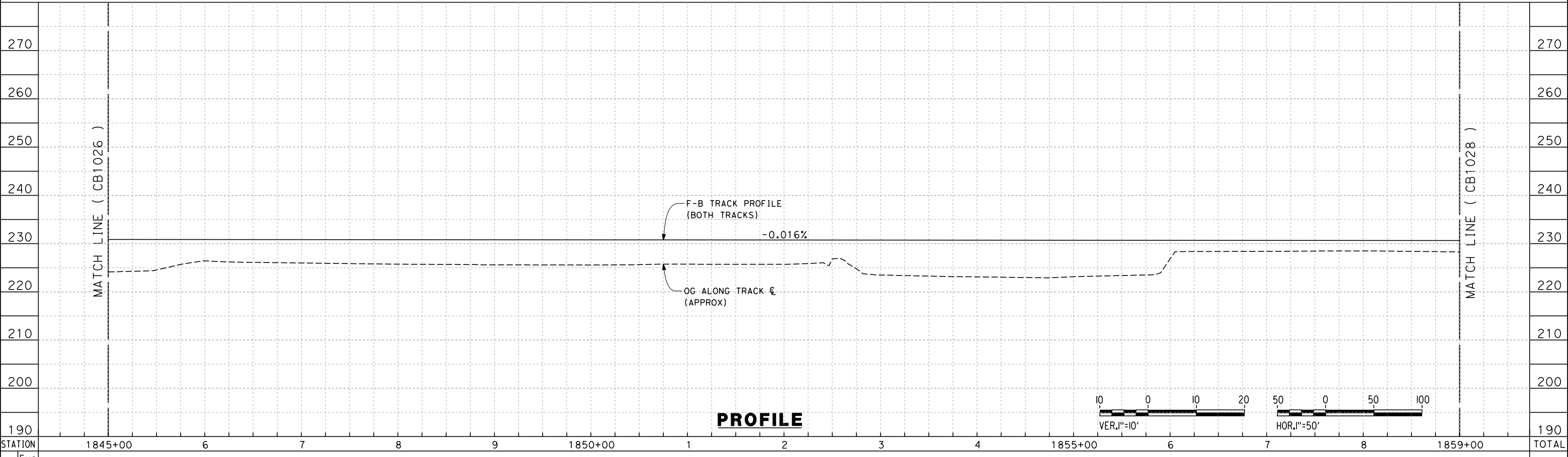
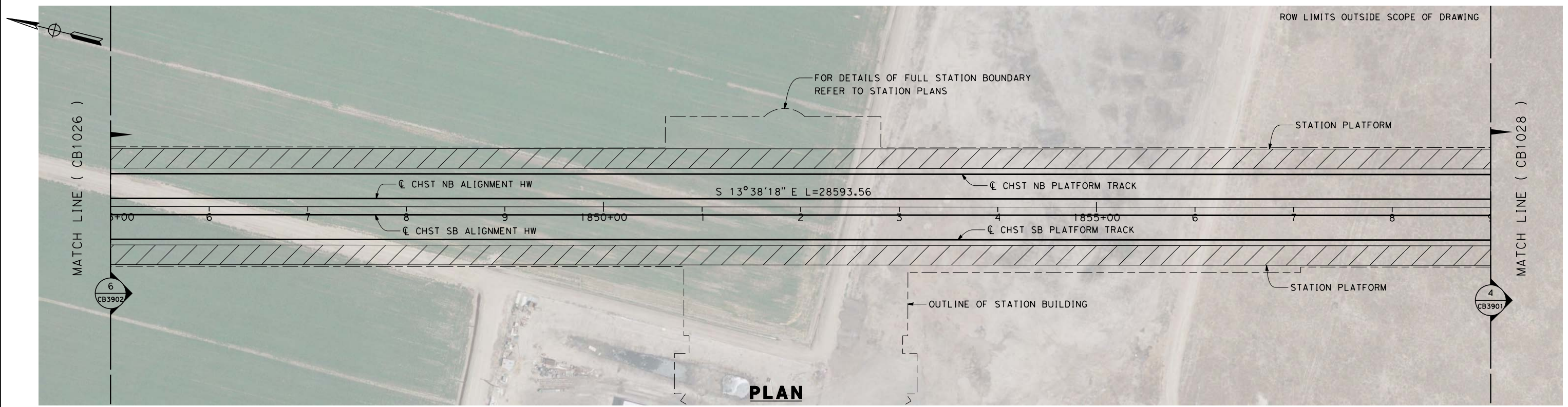
**NOT FOR
 CONSTRUCTION**



CALIFORNIA HIGH-SPEED TRAIN PROJECT
FRESNO TO BAKERSFIELD
 HANFORD WEST BYPASS SUBSECTION
 ALIGNMENT HW (AT-GRADE)
 STA 1831+00 TO 1845+00
 PLAN AND PROFILE

CONTRACT NO.
 HSR 06-0003
 DRAWING NO.
 CB1026
 SCALE
 AS SHOWN
 SHEET NO.
 17 OF 29

paul.tonkin 12/12/2013 3:36:35 PM \$PENTBLS\$ \$PLTDRVS\$ c:\pwworking\hmm\external\paul.tonkin\01-arup.com\dms70813\FB-CB-1027.dgn



REV	DATE	BY	CHK	APP	DESCRIPTION

DESIGNED BY
A. POLING
 DRAWN BY
J. BORGHESI
 CHECKED BY
G. MEJIA
 IN CHARGE
R. COFFIN
 DATE
12/31/13

**RECORD SET 15%
 DESIGN SUBMISSION**

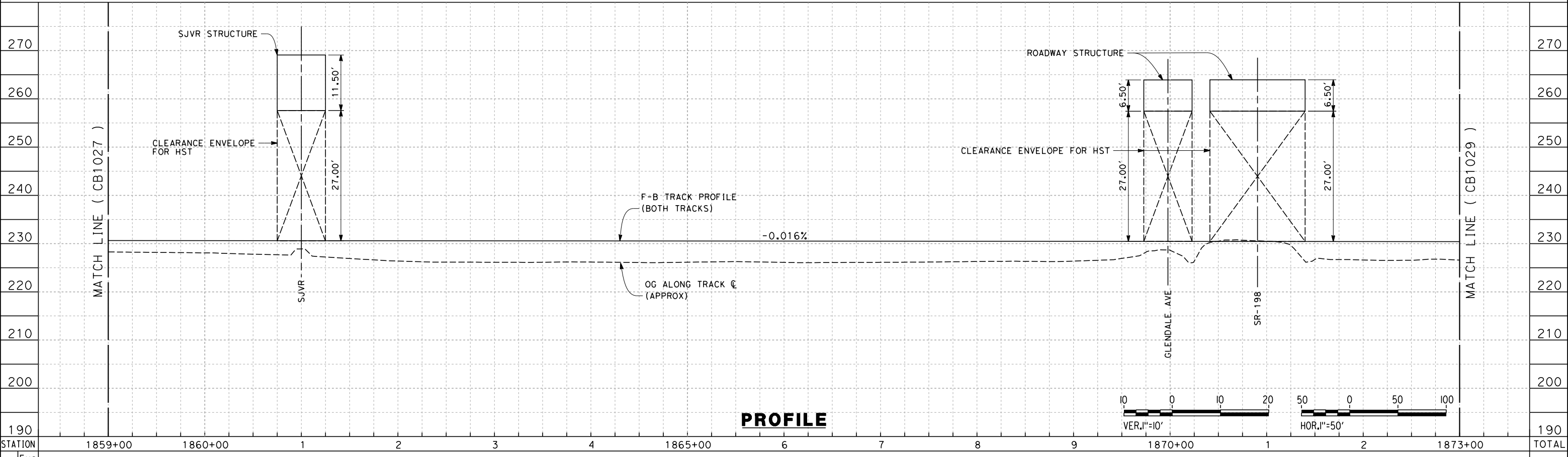
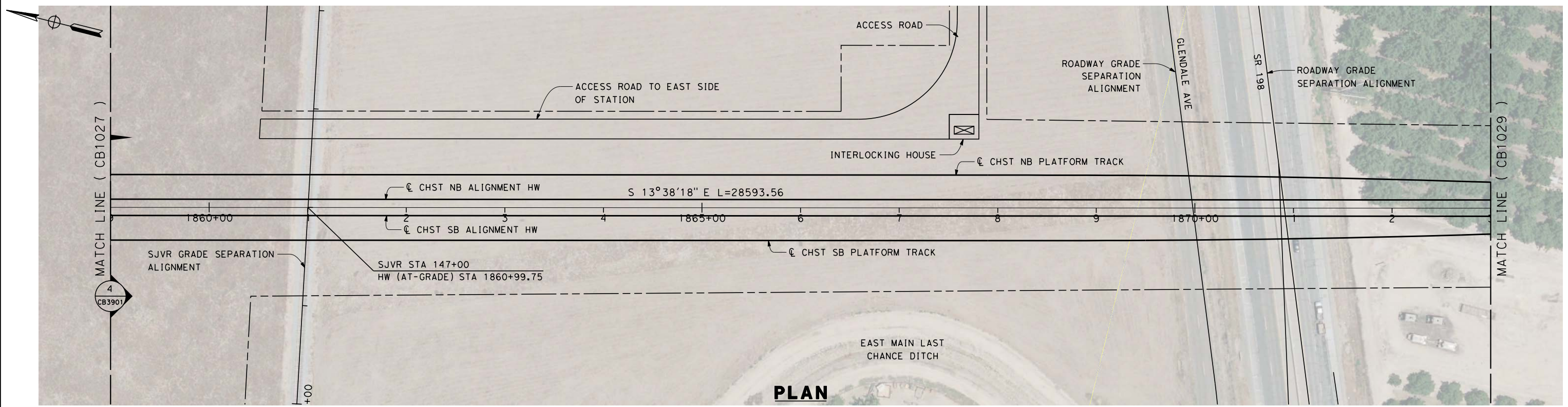
**NOT FOR
 CONSTRUCTION**



CALIFORNIA HIGH-SPEED TRAIN PROJECT
FRESNO TO BAKERSFIELD
 HANFORD WEST BYPASS SUBSECTION
 ALIGNMENT HW (AT-GRADE)
 STA 1845+00 TO 1859+00
 PLAN AND PROFILE

CONTRACT NO.
 HSR 06-0003
 DRAWING NO.
 CB1027
 SCALE
 AS SHOWN
 SHEET NO.
 18 OF 29

paul.tonkin 12/12/2013 3:37:32 PM \$PENTBLS\$ \$PLTDRVS\$ c:\pwworking\hmm\external\paul.tonkin\01-arup.com\dms70813\FB-CB-1028.dgn



DESIGNED BY
A. POLING
 DRAWN BY
J. BORGHESI
 CHECKED BY
G. MEJIA
 IN CHARGE
R. COFFIN
 DATE
12/31/13

**RECORD SET 15%
DESIGN SUBMISSION**

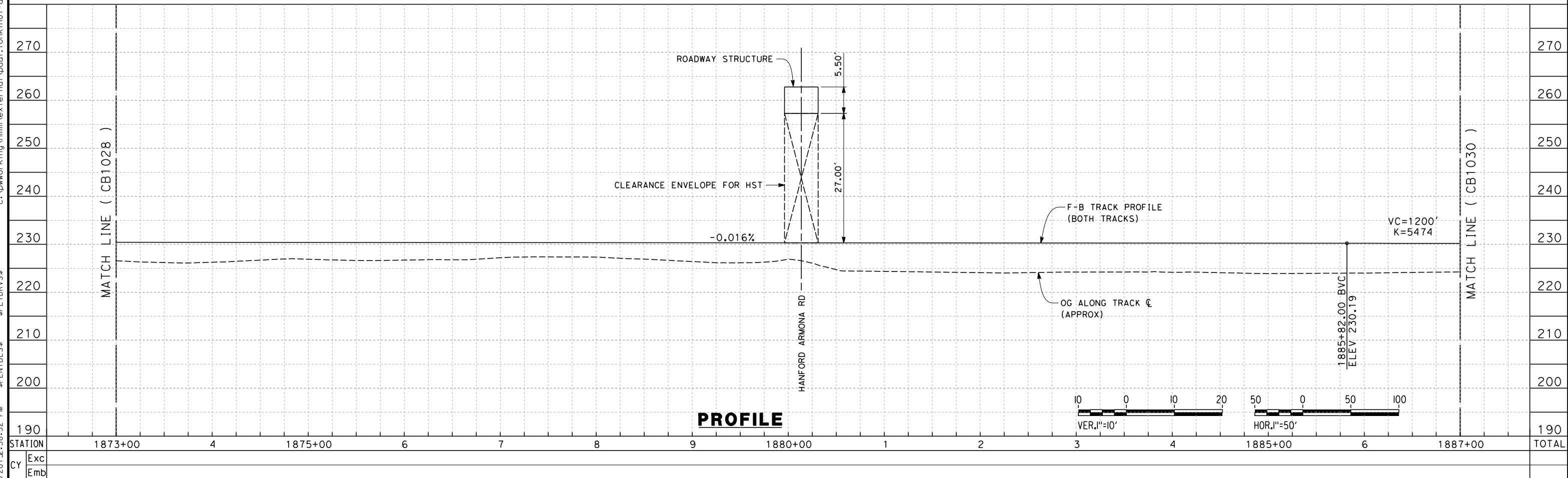
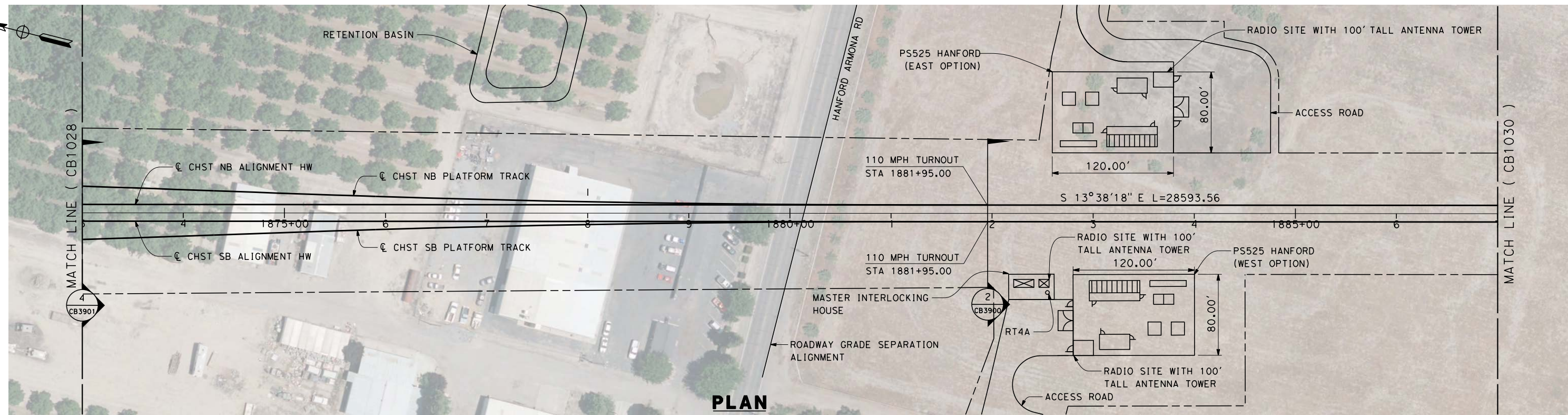
**NOT FOR
CONSTRUCTION**



CALIFORNIA HIGH-SPEED TRAIN PROJECT
FRESNO TO BAKERSFIELD
 HANFORD WEST BYPASS SUBSECTION
 ALIGNMENT HW (AT-GRADE)
 STA 1859+00 TO 1873+00
 PLAN AND PROFILE

CONTRACT NO.
HSR 06-0003
 DRAWING NO.
CB1028
 SCALE
AS SHOWN
 SHEET NO.
19 OF 29

c:\pwworking\hmm\external\paul.tonkin\01-arup.com\dms70813\FB-CB-1029.dgn
 \$PLTDRVS\$
 \$PENTBLS\$
 12/12/2013 3:38:32 PM
 paul.tonkin



REV	DATE	BY	CHK	APP	DESCRIPTION

DESIGNED BY
A. POLING
 DRAWN BY
J. BORGHESI
 CHECKED BY
G. MEJIA
 IN CHARGE
R. COFFIN
 DATE
12/31/13

**RECORD SET 15%
 DESIGN SUBMISSION**

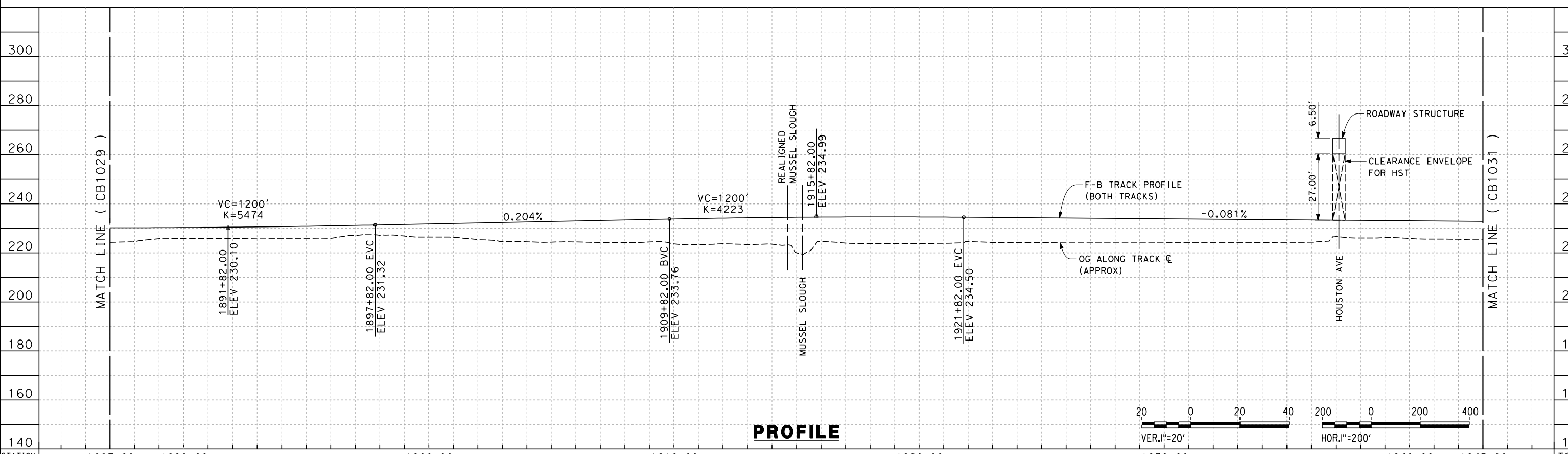
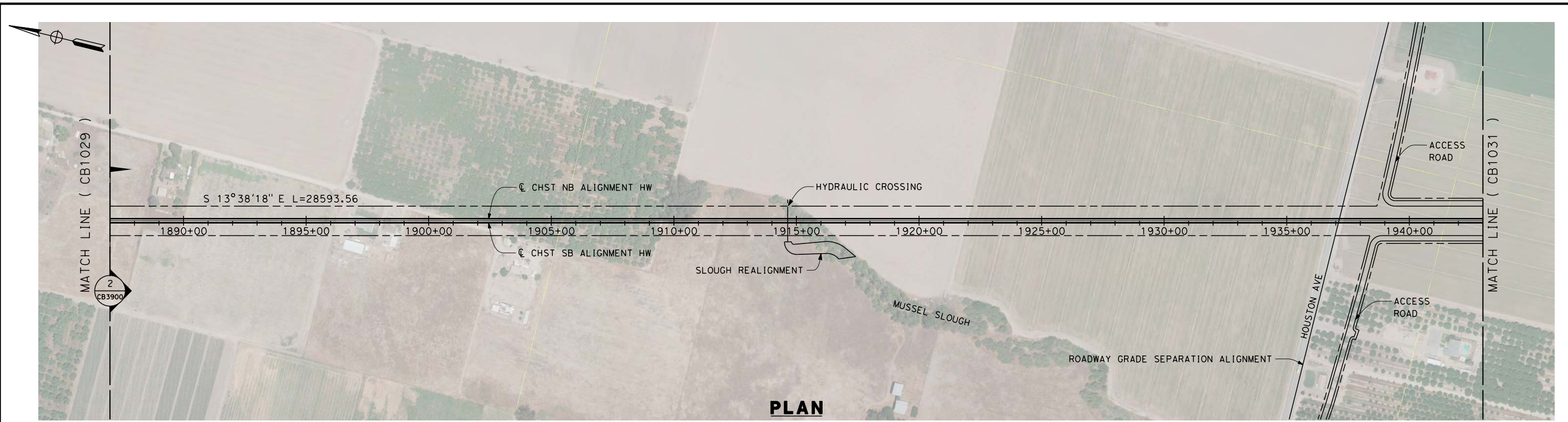
**NOT FOR
 CONSTRUCTION**



**CALIFORNIA HIGH-SPEED TRAIN PROJECT
 FRESNO TO BAKERSFIELD**
 HANFORD WEST BYPASS SUBSECTION
 ALIGNMENT HW (AT-GRADE)
 STA 1873+00 TO 1887+00
 PLAN AND PROFILE

CONTRACT NO.
 HSR 06-0003
 DRAWING NO.
 CB1029
 SCALE
 AS SHOWN
 SHEET NO.
 20 OF 29

12/12/2013 3:39:44 PM \$PENTBLS\$ \$PLTDRVS\$ c:\pwworking\hmm\external\paul.tonkin\01-arup.com\dms70813\FB-CB-1030.dgn



STATION	1887+00	1890+00	1900+00	1910+00	1920+00	1930+00	1940+00	1943+00	TOTAL
Exc									
Emb									

DESIGNED BY
A. POLING
 DRAWN BY
J. BORGHESI
 CHECKED BY
G. MEJIA
 IN CHARGE
R. COFFIN
 DATE
12/31/13

**RECORD SET 15%
 DESIGN SUBMISSION**

**NOT FOR
 CONSTRUCTION**

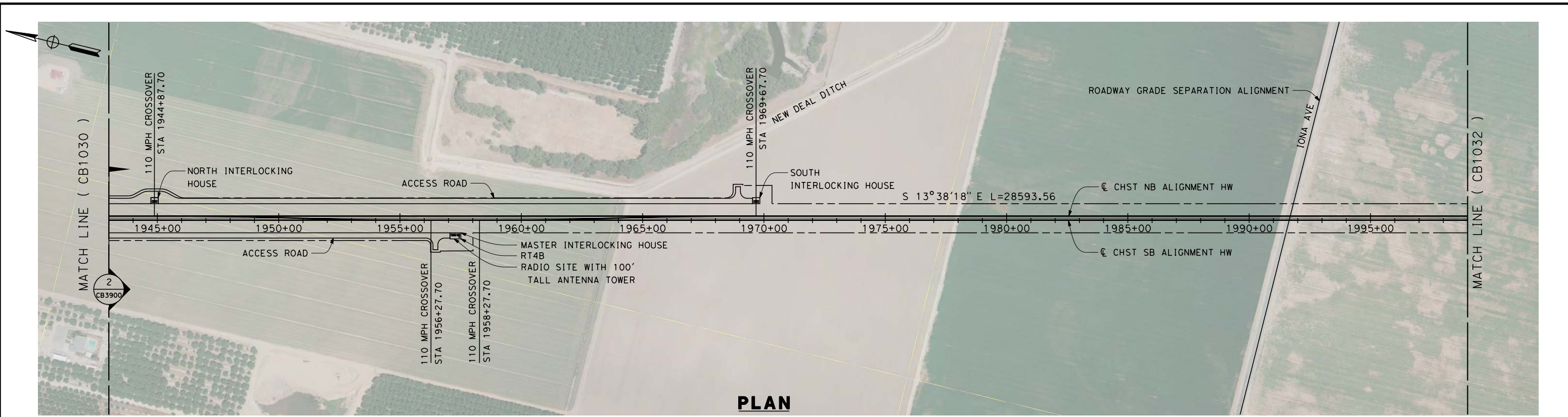


CALIFORNIA HIGH-SPEED TRAIN PROJECT
FRESNO TO BAKERSFIELD
 HANFORD WEST BYPASS SUBSECTION
 ALIGNMENT HW (AT-GRADE)
 STA 1887+00 TO 1943+00
 PLAN AND PROFILE

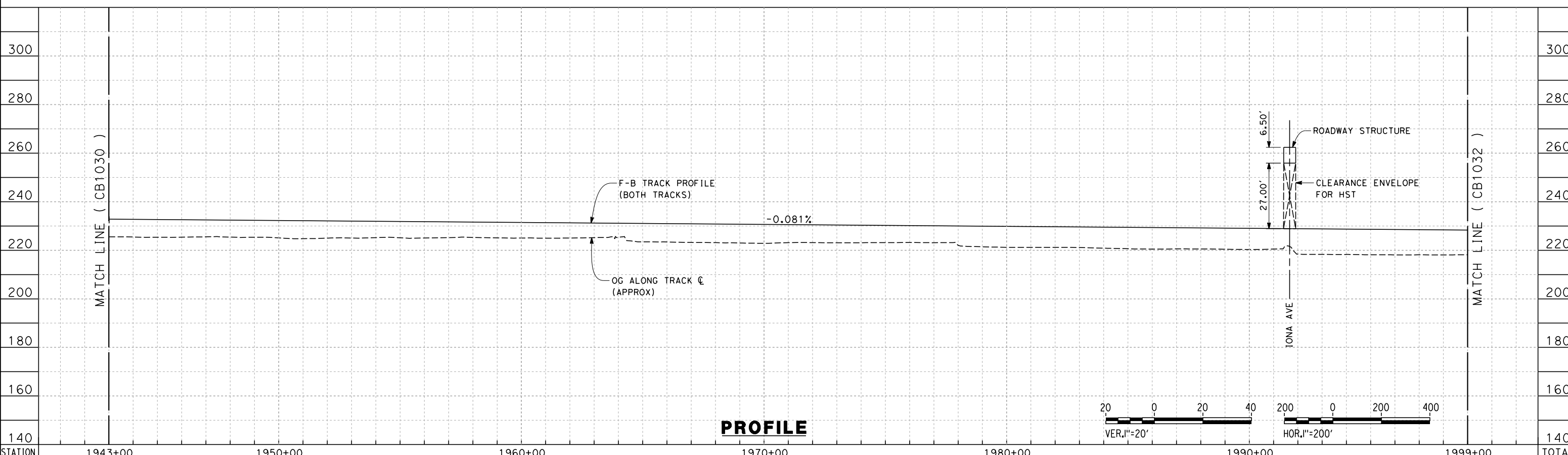
CONTRACT NO.
 HSR 06-0003
 DRAWING NO.
 CB1030
 SCALE
 AS SHOWN
 SHEET NO.
 21 OF 29

REV	DATE	BY	CHK	APP	DESCRIPTION

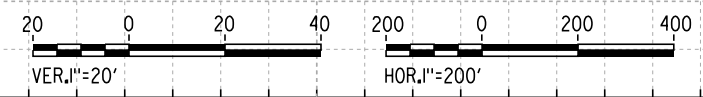
paul.tonkin 12/12/2013 2:40:53 PM \$PENTBL\$. \$PLTDRVS\$ c:\pwworking\hmm\external\paul.tonkin\01-arup.com\dms70813\FB-CB-1031.dgn



PLAN



PROFILE



STATION	1943+00	1950+00	1960+00	1970+00	1980+00	1990+00	1999+00	TOTAL
CY								
	Exc							
	Emb							

REV	DATE	BY	CHK	APP	DESCRIPTION

DESIGNED BY
A. POLING
 DRAWN BY
J. BORGHESI
 CHECKED BY
G. MEJIA
 IN CHARGE
R. COFFIN
 DATE
12/31/13

**RECORD SET 15%
 DESIGN SUBMISSION**

**NOT FOR
 CONSTRUCTION**



**CALIFORNIA HIGH-SPEED TRAIN PROJECT
 FRESNO TO BAKERSFIELD**
 HANFORD WEST BYPASS SUBSECTION
 ALIGNMENT HW (AT-GRADE)
 STA 1943+00 TO 1999+00
 PLAN AND PROFILE

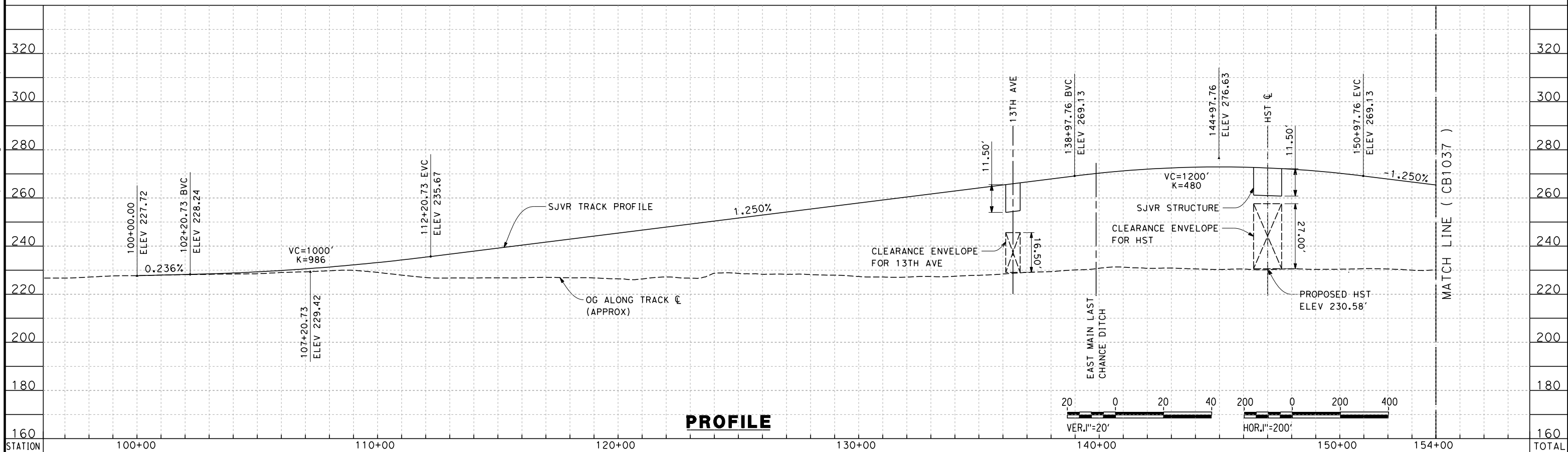
CONTRACT NO.
 HSR 06-0003
 DRAWING NO.
 CB1031
 SCALE
 AS SHOWN
 SHEET NO.
 22 OF 29

12/12/2013 12:42:15 PM \$PENTBLS\$ \$PLTDRVS\$ \$VIEWWORKING\hmm\external\paul.tonkin\01-arup.com\dms70813\FB-CB-1036.dgn



THE SJVR CROSSING OF THE HST SHALL INCLUDE PHYSICAL MEASURES SUCH AS CONTAINMENT PARAPETS, BARRIERS, GUARDRAILS AND/OR OTHER PHYSICAL DERAILMENT PROTECTION TO MITIGATE THE POTENTIAL FOR ERRANT VEHICLES AND/OR CARGO ON OR APPROACHING THE OVERHEAD FACILITY FROM INTRUDING INTO THE HST FACILITY AND ITS OPERATING SPACE. DESIGN OF THE PHYSICAL MEASURES SHALL BE SUBSTANTIATED BY A SITE-SPECIFIC PRELIMINARY HAZARD ANALYSIS (PHA) AND A THREAT AND VULNERABILITY ASSESSMENT (TVA).

PLAN



PROFILE

REV	DATE	BY	CHK	APP	DESCRIPTION

DESIGNED BY
A. POLING
 DRAWN BY
J. BORGHESI
 CHECKED BY
G. MEJIA
 IN CHARGE
R. COFFIN
 DATE
12/31/13

**RECORD SET 15%
 DESIGN SUBMISSION**

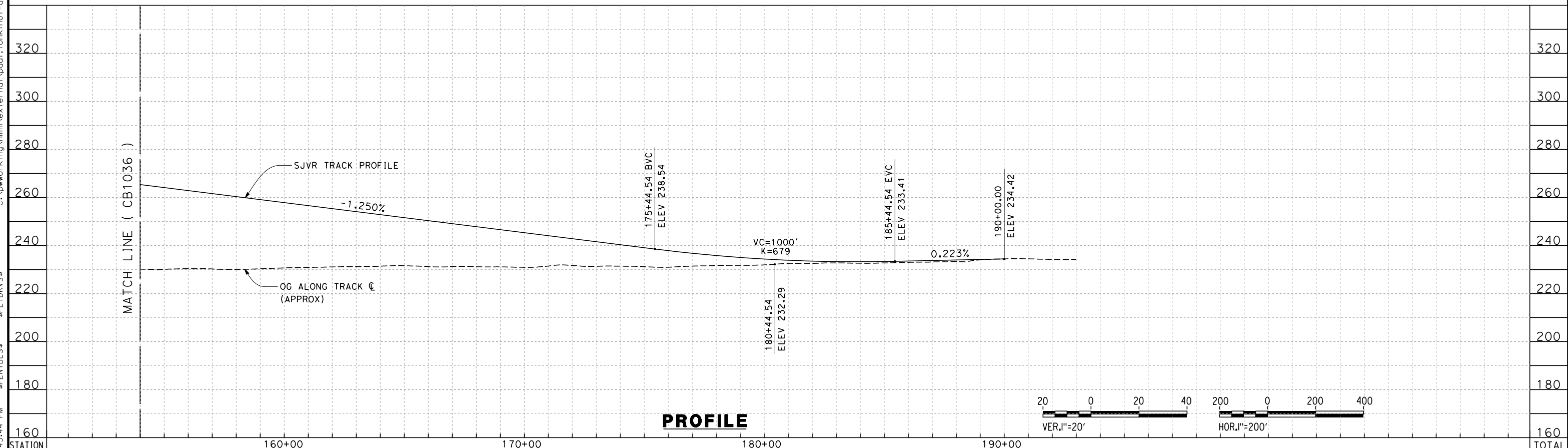
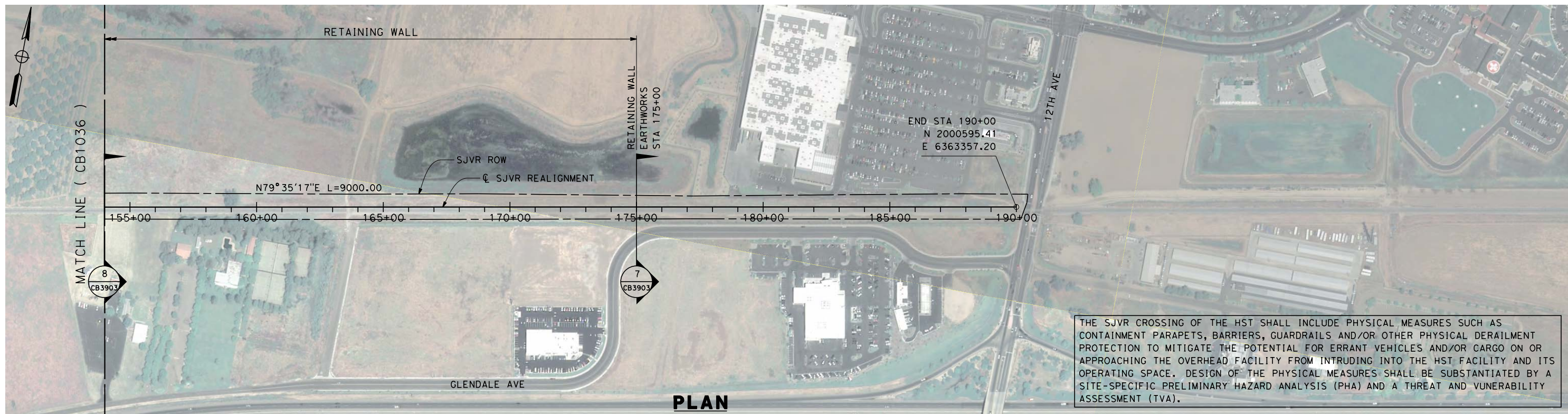
**NOT FOR
 CONSTRUCTION**



CALIFORNIA HIGH-SPEED TRAIN PROJECT
FRESNO TO BAKERSFIELD
 HANFORD WEST BYPASS SUBSECTION
 SJVR SPUR REALIGNMENT
 STA 100+00 TO 154+00
 PLAN AND PROFILE

CONTRACT NO.
HSR 06-0003
 DRAWING NO.
CB1036
 SCALE
AS SHOWN
 SHEET NO.
24 OF 29

paul.tonkin 12/12/2013 4:43:44 PM \$PENTBL.S\$ \$PLTDRVS\$ c:\pwworking\hmm\external\paul.tonkin\01-arup.com\dms70813\FB-CB-1037.dgn



STATION	160+00	170+00	180+00	190+00			TOTAL
CY	Exc						
	Emb						

REV	DATE	BY	CHK	APP	DESCRIPTION

DESIGNED BY
A. POLING
 DRAWN BY
J. BORGHESI
 CHECKED BY
G. MEJIA
 IN CHARGE
R. COFFIN
 DATE
12/31/13

**RECORD SET 15%
 DESIGN SUBMISSION**

**NOT FOR
 CONSTRUCTION**

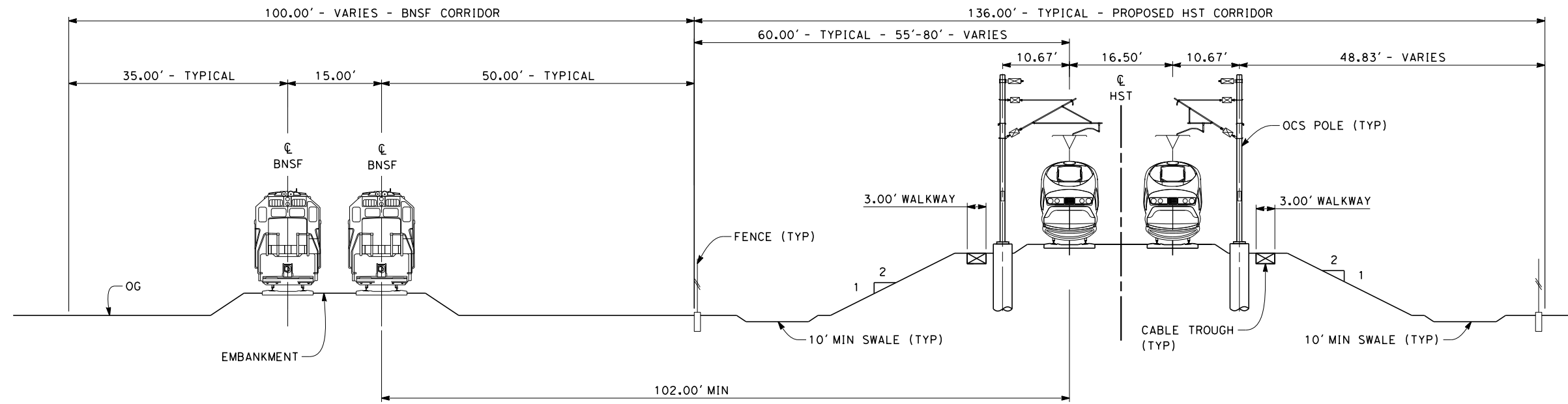


CALIFORNIA HIGH-SPEED TRAIN PROJECT
FRESNO TO BAKERSFIELD
 HANFORD WEST BYPASS SUBSECTION
 SJVR SPUR REALIGNMENT
 STA 154+00 TO 190+00
 PLAN AND PROFILE

CONTRACT NO.
 HSR 06-0003
 DRAWING NO.
 CB1037
 SCALE
 AS SHOWN
 SHEET NO.
 25 OF 29

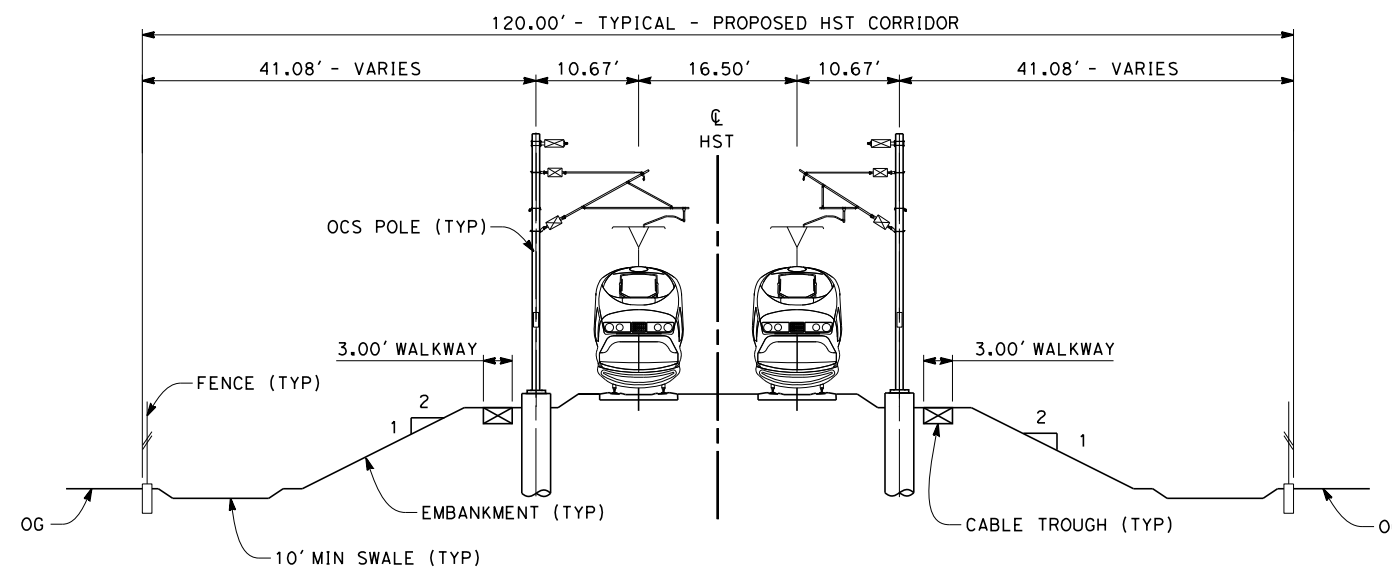
NOTES:

1. TRACKFORM SHOWN IS INDICATIVE.
2. SUPERELEVATION IS NOT SHOWN. THE AMOUNT OF APPLIED SUPERELEVATION IS SHOWN IN THE CURVE DATA TABLES.



SECTION 1

TWIN TRACK ADJACENT TO BNSF
STA 1065+00 THROUGH 1262+00



SECTION 2

TWIN TRACK AT GRADE
STA 1262+00 THROUGH 1407+25
STA 1493+00 THROUGH 1821+95
STA 1881+95 THROUGH 2029+61



c:\pwworking\hmm\external\paul.tonkin\01-arup.com\dms70813\FB-CB-3900.dgn \$PLTDRVS\$ \$PENTBLS\$ 12/12/2013 2:44:40 PM paul.tonkin

REV	DATE	BY	CHK	APP	DESCRIPTION

DESIGNED BY
A. POLING
DRAWN BY
J. BORGHESI
CHECKED BY
G. MEJIA
IN CHARGE
R. COFFIN
DATE
12/31/13

**RECORD SET 15%
DESIGN SUBMISSION**

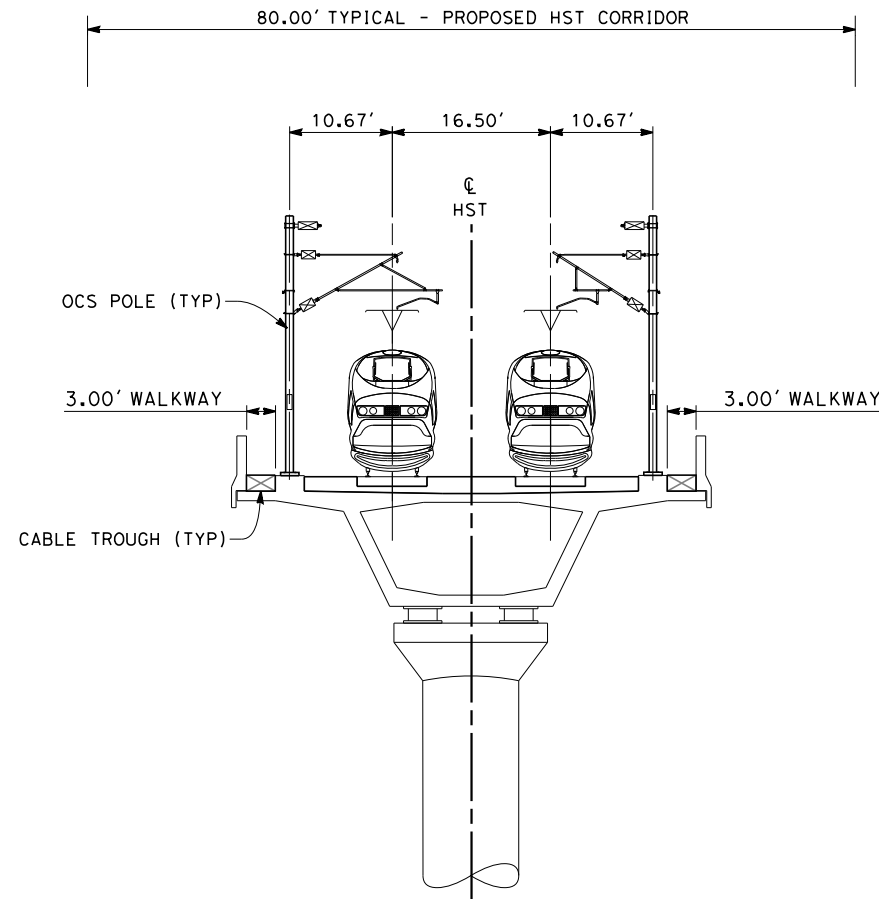
**NOT FOR
CONSTRUCTION**



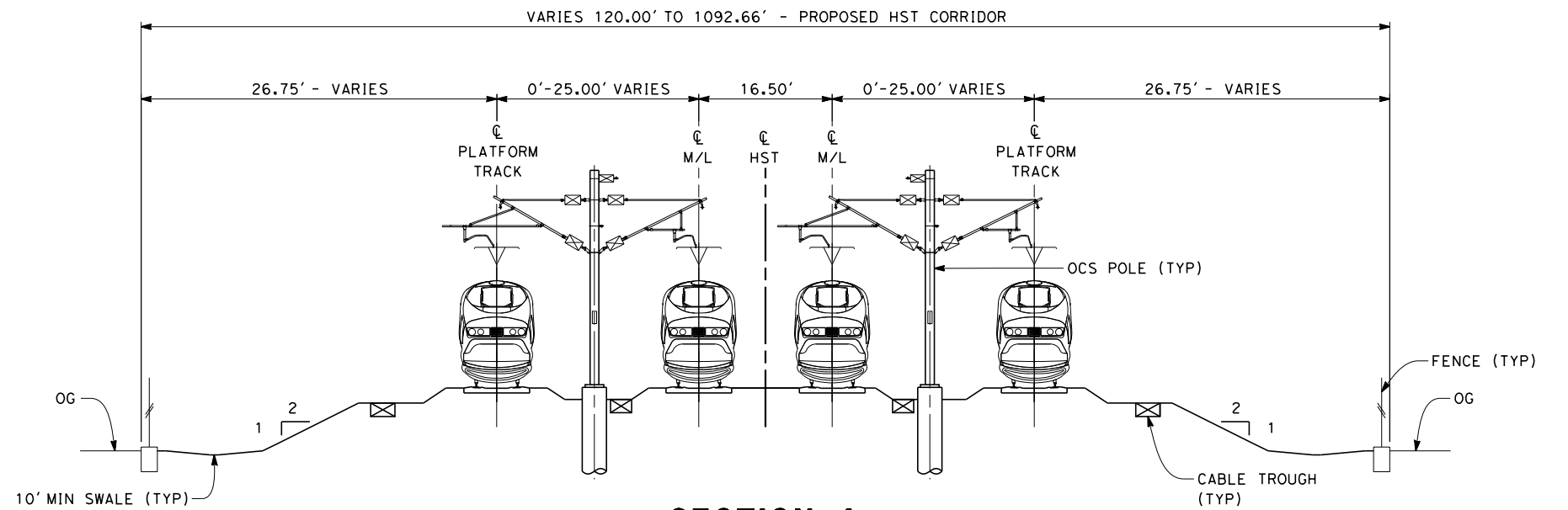
**CALIFORNIA HIGH-SPEED TRAIN PROJECT
FRESNO TO BAKERSFIELD**
HANFORD WEST BYPASS SUBSECTION
ALIGNMENT HW (AT-GRADE)
TYPICAL SECTIONS

CONTRACT NO.
HSR 06-0003
DRAWING NO.
CB3900
SCALE
AS SHOWN
SHEET NO.
26 OF 29

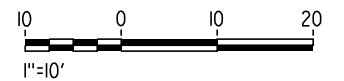
- NOTES:
1. TRACKFORM SHOWN IS INDICATIVE.
 2. SUPERELEVATION IS NOT SHOWN. THE AMOUNT OF APPLIED SUPERELEVATION IS SHOWN IN THE CURVE DATA TABLES.
 3. FOR STRUCTURE DIMENSIONS SEE STRUCTURAL CROSS SECTIONS.



SECTION 3
TWIN TRACK AERIAL VIADUCT
STA 1407+25 THROUGH 1493+00



SECTION 4
4 TRACK AT GRADE
STA 1821+95 THROUGH 1825+45
STA 1844+15 THROUGH 1844+90
STA 1859+00 THROUGH 1881+95



c:\pwworking\hmm\external\paul.tonkin01-arup.com\dms70813\FB-CB-3901.dgn

\$PLTDRVS\$

\$PENTBLS\$

12/12/2013 2:45:35 PM

paul.tonkin

REV	DATE	BY	CHK	APP	DESCRIPTION

DESIGNED BY
A. POLING

DRAWN BY
J. BORGHESI

CHECKED BY
G. MEJIA

IN CHARGE
R. COFFIN

DATE
12/31/13

**RECORD SET 15%
DESIGN SUBMISSION**

**NOT FOR
CONSTRUCTION**



**CALIFORNIA HIGH-SPEED TRAIN PROJECT
FRESNO TO BAKERSFIELD**

HANFORD WEST BYPASS SUBSECTION
ALIGNMENT HW (AT-GRADE)
TYPICAL SECTIONS

CONTRACT NO.
HSR 06-0003

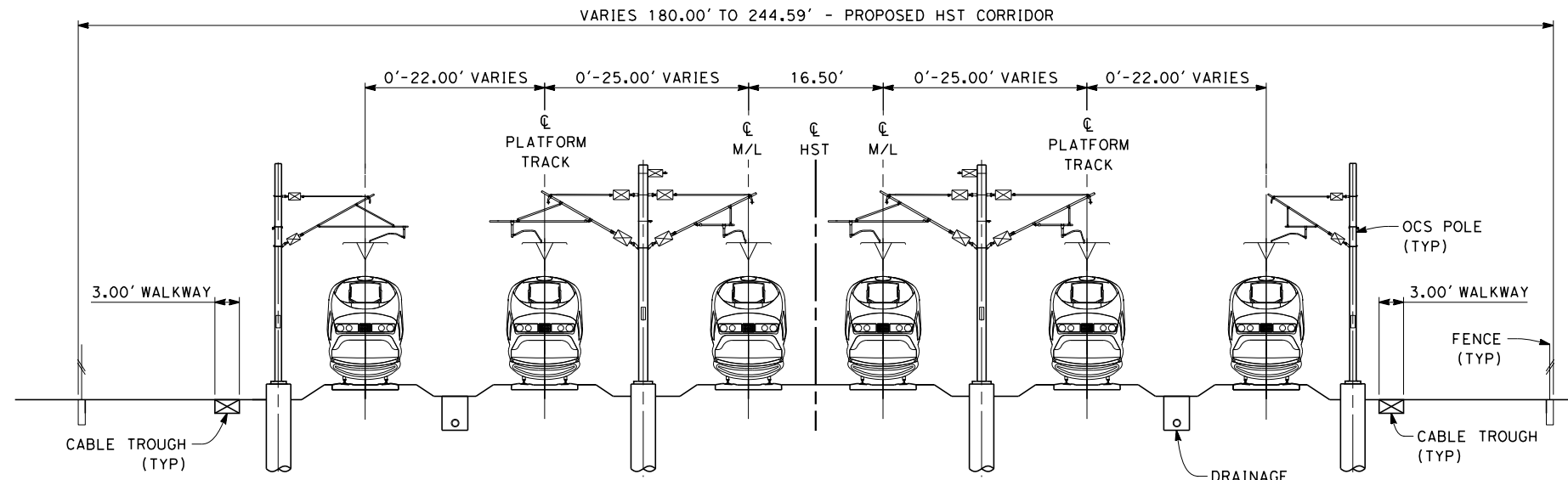
DRAWING NO.
CB3901

SCALE
AS SHOWN

SHEET NO.
27 OF 29

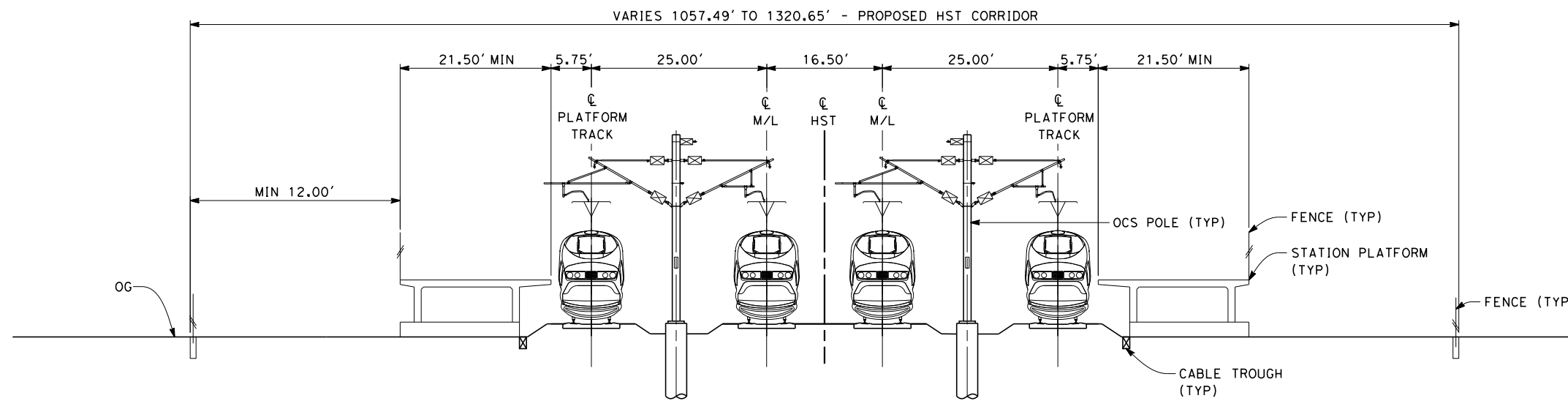
NOTES:

1. TRACKFORM SHOWN IS INDICATIVE.
2. SUPERELEVATION IS NOT SHOWN. THE AMOUNT OF APPLIED SUPERELEVATION IS SHOWN IN THE CURVE DATA TABLES.
3. HST CORRIDOR WIDTH VARIES THROUGH THE STATION ACCORDING TO THE STATION FACILITIES PROVIDED. SEE STATION DRAWINGS FOR DETAILS.



SECTION 5

4 TRACK AT GRADE INCLUDING STORAGE TRACKS
STA 1825+45 THROUGH 1844+15



SECTION 6

4 TRACK AT GRADE INCLUDING PLATFORMS
STA 1844+90 THROUGH 1859+00



c:\pwworking\hmm\external\paul.tonkin\01-arup.com\dms70813\FB-CB-3902.dgn

\$PLTDRVS\$

\$PENTBLS\$

12/12/2013 12:47:02 PM

paul.tonkin

REV	DATE	BY	CHK	APP	DESCRIPTION

DESIGNED BY
A. POLING
DRAWN BY
J. BORGHESI
CHECKED BY
G. MEJIA
IN CHARGE
R. COFFIN
DATE
12/31/13

**RECORD SET 15%
DESIGN SUBMISSION**

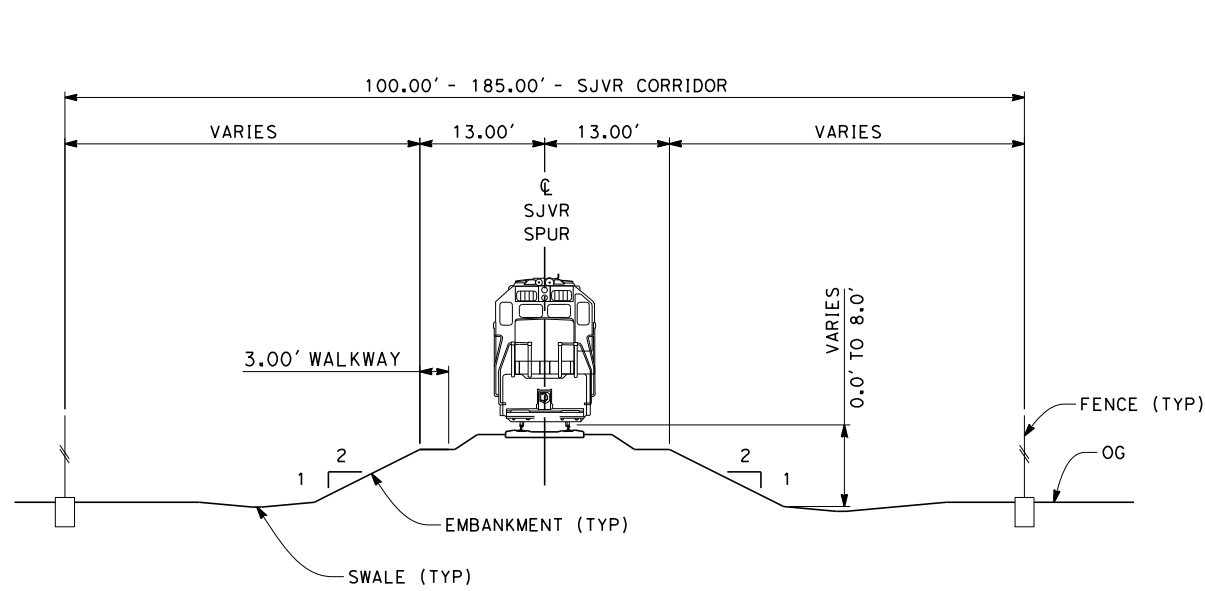
**NOT FOR
CONSTRUCTION**



**CALIFORNIA HIGH-SPEED TRAIN PROJECT
FRESNO TO BAKERSFIELD**
HANFORD WEST BYPASS SUBSECTION
ALIGNMENT HW (AT-GRADE)
TYPICAL SECTIONS

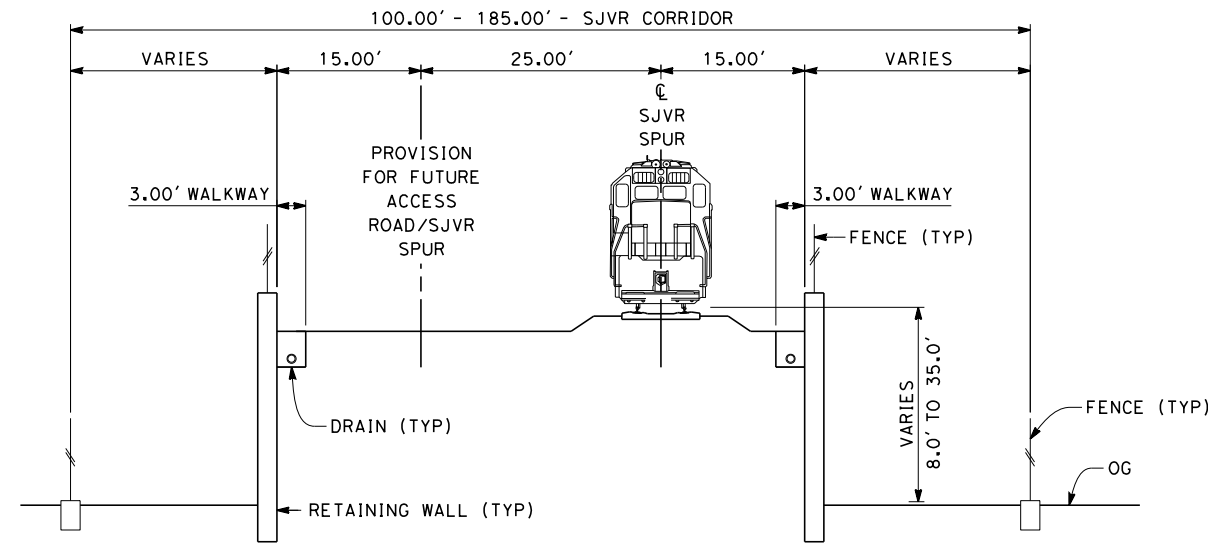
CONTRACT NO.
HSR 06-0003
DRAWING NO.
CB3902
SCALE
AS SHOWN
SHEET NO.
28 OF 29

c:\pwworking\hmm\external\paul.tonkin\01-arup.com\dms70813\FB-CB-3903.dgn
 \$PLTDRVS\$
 \$PENTBLS\$
 12/12/2013 12:48:51 PM
 paul.tonkin



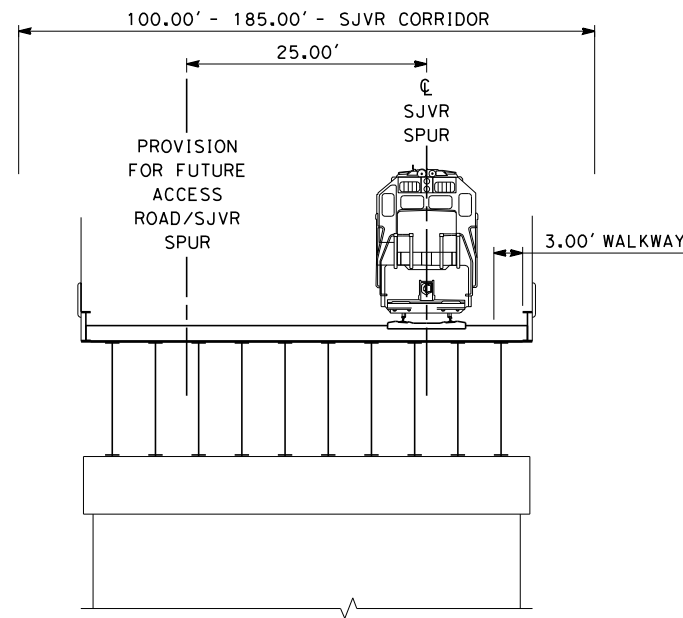
SECTION 7

1 TRACK AT GRADE
 STA 100+00 THROUGH 112+00
 STA 175+00 THROUGH 190+00



SECTION 8

1 TRACK - RETAINED EMBANKMENT
 STA 112+00 THROUGH 134+39
 STA 153+61 THROUGH 175+00

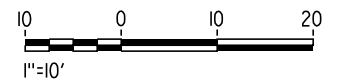


SECTION 9

1 TRACK - AERIAL STRUCTURE
 STA 134+39 THROUGH 153+61

NOTES:

1. TRACKFORM SHOWN IS INDICATIVE.
2. FOR STRUCTURE DIMENSIONS SEE STRUCTURAL CROSS SECTIONS.
3. THE SJVR CROSSING OF THE HST SHALL INCLUDE PHYSICAL MEASURES SUCH AS CONTAINMENT PARAPETS, BARRIERS, GUARDRAILS AND/OR OTHER PHYSICAL DERAILMENT PROTECTION TO MITIGATE THE POTENTIAL FOR ERRANT VEHICLES AND/OR CARGO ON OR APPROACHING THE OVERHEAD FACILITY FROM INTRUDING INTO THE HST FACILITY AND ITS OPERATING SPACE. DESIGN OF THE PHYSICAL MEASURES SHALL BE SUBSTANTIATED BY A SITE-SPECIFIC PRELIMINARY HAZARD ANALYSIS (PHA) AND A THREAT AND VULNERABILITY ASSESSMENT (TVA).



REV	DATE	BY	CHK	APP	DESCRIPTION

DESIGNED BY
A. POLING
 DRAWN BY
J. BORGHESI
 CHECKED BY
G. MEJIA
 IN CHARGE
R. COFFIN
 DATE
12/31/13

**RECORD SET 15%
 DESIGN SUBMISSION**

**NOT FOR
 CONSTRUCTION**



**CALIFORNIA HIGH-SPEED TRAIN PROJECT
 FRESNO TO BAKERSFIELD**
 HANFORD WEST BYPASS SUBSECTION
 SJVR SPUR REALIGNMENT
 TYPICAL SECTIONS

CONTRACT NO.
HSR 06-0003
 DRAWING NO.
CB3903
 SCALE
AS SHOWN
 SHEET NO.
29 OF 29