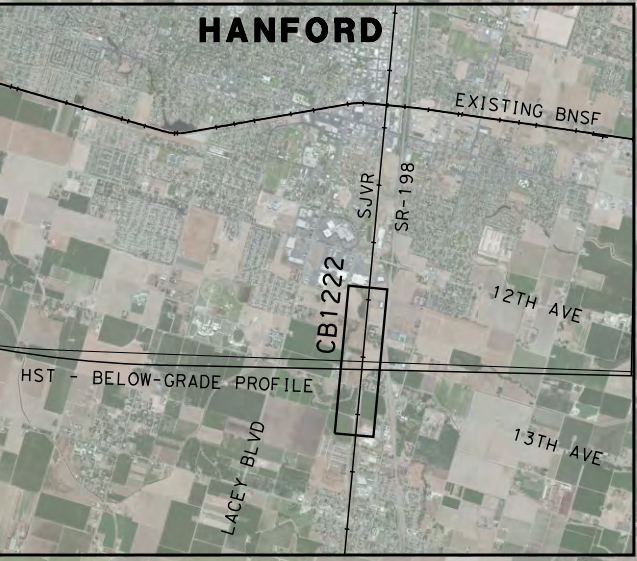



c:\pwworking\hmm\external\eron.sudhausen-arup.com\dms70809\FB-CB-1200-HW2.dgn
 \$PLTDRVS\$
 \$PENTBLS\$
 2/10/2013 10:06:44 AM



LEGEND

- EXISTING FREIGHT RAILROAD
- PROPOSED CHST



REV	DATE	BY	CHK	APP	DESCRIPTION

DESIGNED BY
A. POLING
 DRAWN BY
J. BORGHESI
 CHECKED BY
G. MEJIA
 IN CHARGE
R. COFFIN
 DATE
12/31/13

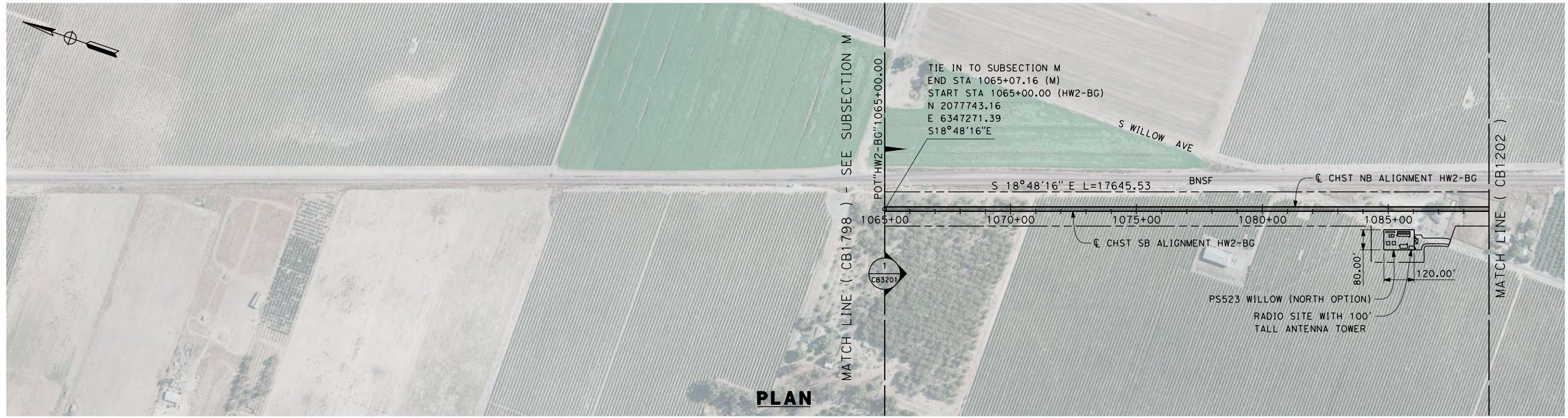
**RECORD SET 15%
 DESIGN SUBMISSION**

**NOT FOR
 CONSTRUCTION**

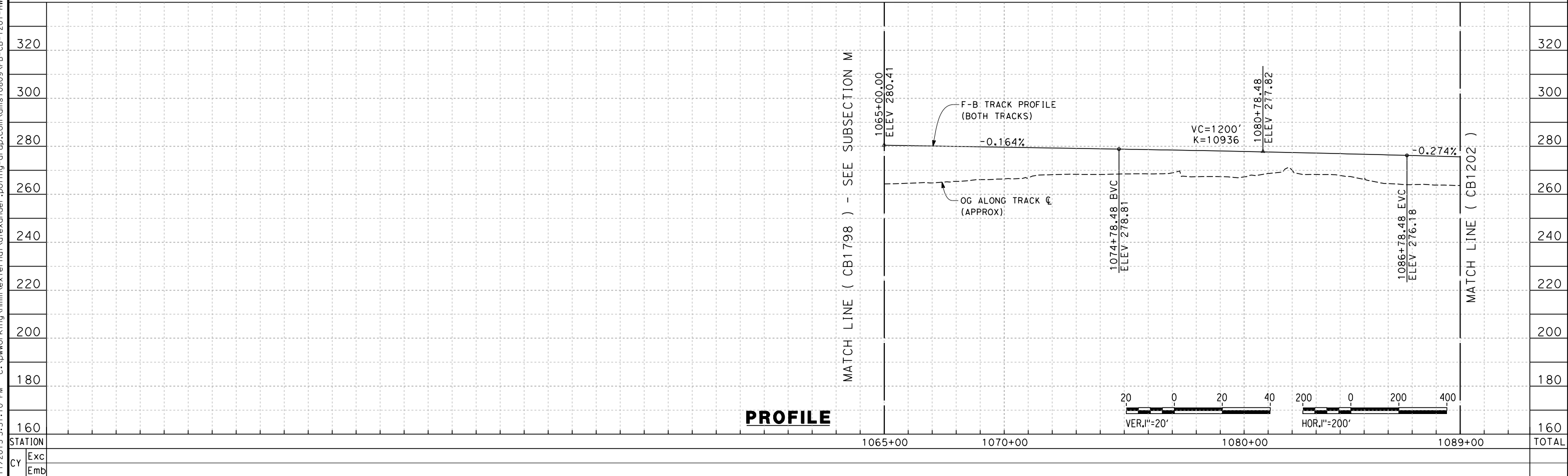


CALIFORNIA HIGH-SPEED TRAIN PROJECT
FRESNO TO BAKERSFIELD
 HANFORD WEST BYPASS SUBSECTION
 ALIGNMENT HW2 (BELOW-GRADE) - MODIFIED
 STA 1065+00 TO 1974+01
KEY MAP

CONTRACT NO.
 HSR 06-0003
 DRAWING NO.
 CB-1200
 SCALE
 AS SHOWN
 SHEET NO.
 1 OF 29



c:\pwworking\hmm\external\alexander.poling-arup.com\dms70809\FB-CB-1201-HW2.dgn



REV	DATE	BY	CHK	APP	DESCRIPTION

DESIGNED BY
A. POLING

DRAWN BY
J. BORGHESI

CHECKED BY
G. MEJIA

IN CHARGE
R. COFFIN

DATE
12/31/13

**RECORD SET 15%
DESIGN SUBMISSION**

**NOT FOR
CONSTRUCTION**



**CALIFORNIA HIGH-SPEED TRAIN PROJECT
FRESNO TO BAKERSFIELD**

HANFORD WEST BYPASS SUBSECTION
ALIGNMENT HW2 (BELOW-GRADE) - MODIFIED
STA. 1065+00 TO 1089+00
PLAN AND PROFILE

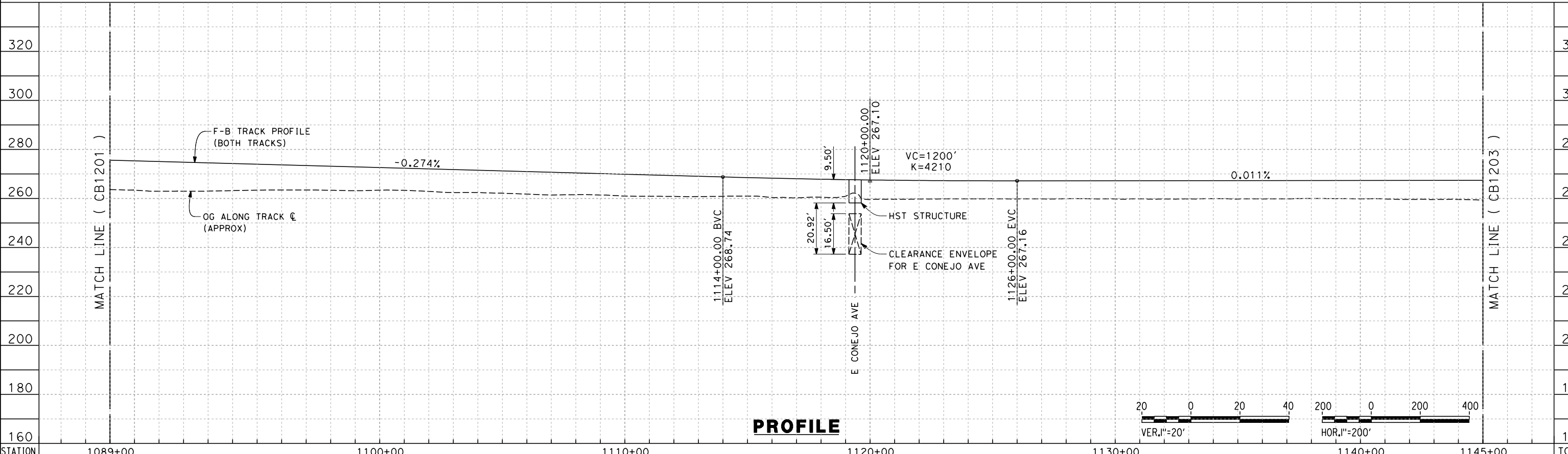
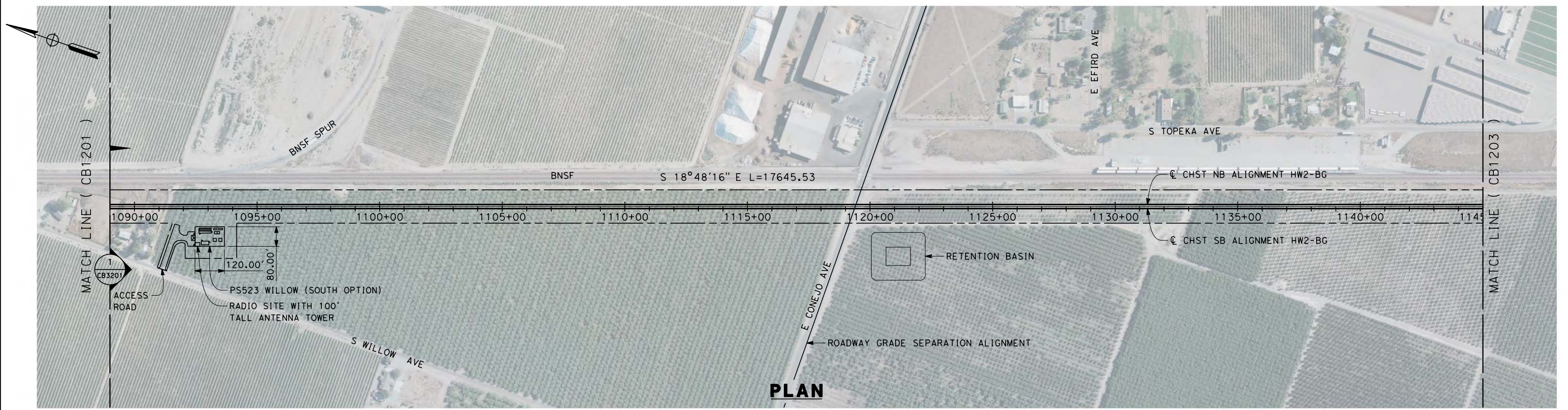
CONTRACT NO.
HSR 06-0003

DRAWING NO.
CB1201

SCALE
AS SHOWN

SHEET NO.
2 OF 29

c:\pwworking\hmm\external\alexander.poling-arup.com\dms70809\FB-CB-1202-HW2.dgn alexander.poling 12/11/2013 3:32:30 PM



STATION	1089+00	1100+00	1110+00	1120+00	1130+00	1140+00	1145+00	TOTAL
Exc								
Emb								

DESIGNED BY
A. POLING
DRAWN BY
J. BORGHESI
CHECKED BY
G. MEJIA
IN CHARGE
R. COFFIN
DATE
12/31/13

**RECORD SET 15%
DESIGN SUBMISSION**

**NOT FOR
CONSTRUCTION**

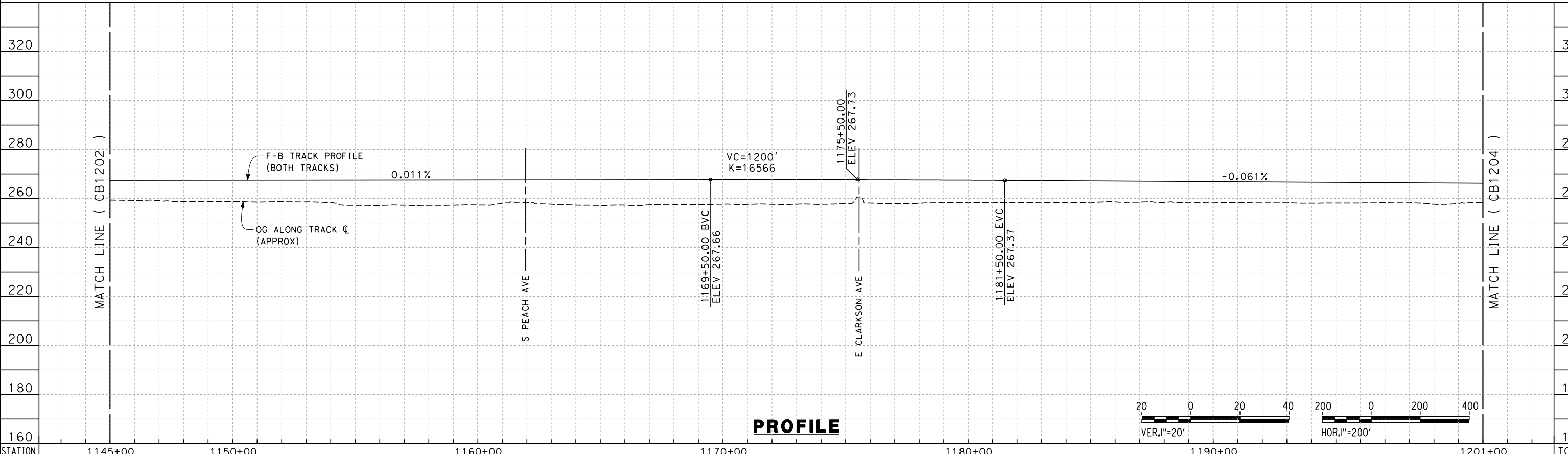
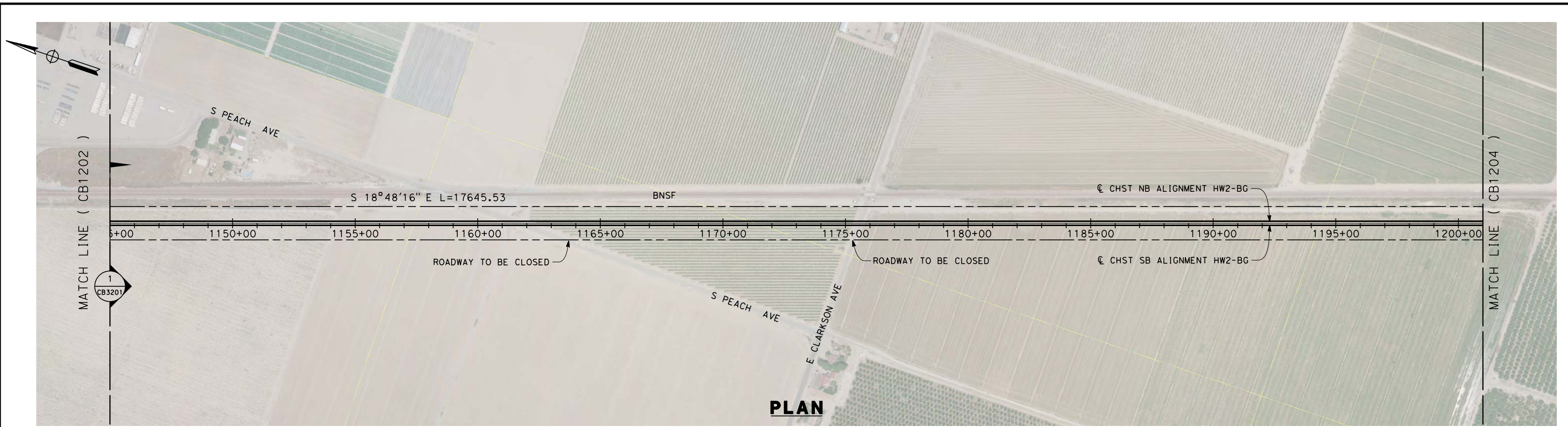


**CALIFORNIA HIGH-SPEED TRAIN PROJECT
FRESNO TO BAKERSFIELD**

HANFORD WEST BYPASS SUBSECTION
ALIGNMENT HW2 (BELOW-GRADE) - MODIFIED
STA. 1089+00 TO 1145+00
PLAN AND PROFILE

CONTRACT NO.
HSR 06-0003
DRAWING NO.
CB1202
SCALE
AS SHOWN
SHEET NO.
3 OF 29

c:\pwworking\hmm\external\alexander.poling-arup.com\dms70809\FB-CB-1203-HW2.dgn alexander.poling 12/11/2013 3:34:15 PM



STATION	1145+00	1150+00	1160+00	1170+00	1180+00	1190+00	1201+00	TOTAL
Exc								
Emb								

REV	DATE	BY	CHK	APP	DESCRIPTION

DESIGNED BY
A. POLING
DRAWN BY
J. BORGHESI
CHECKED BY
G. MEJIA
IN CHARGE
R. COFFIN
DATE
12/31/13

**RECORD SET 15%
DESIGN SUBMISSION**

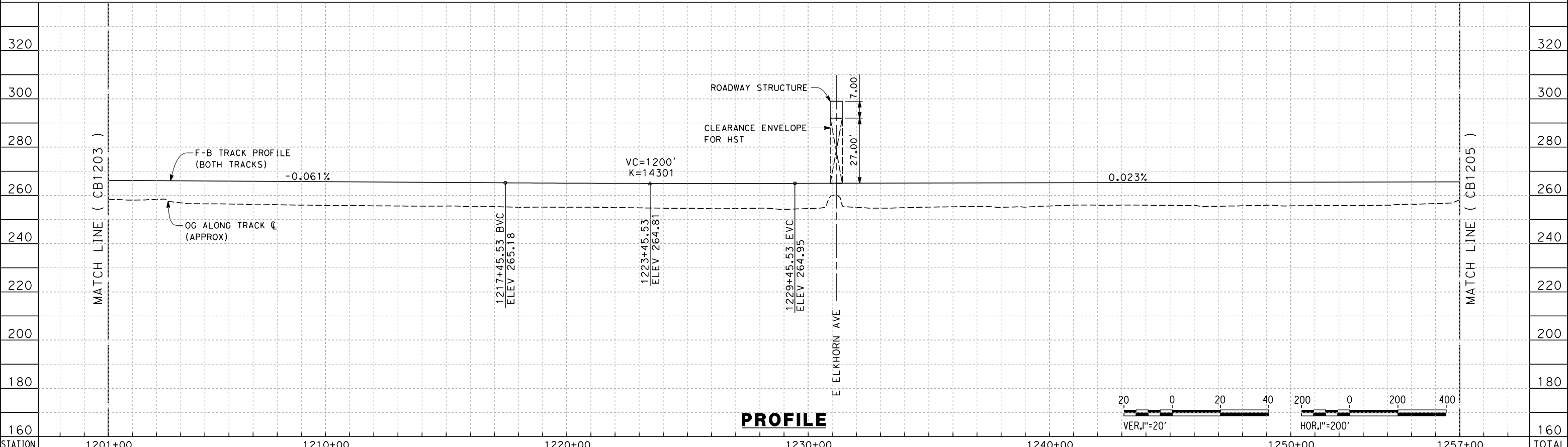
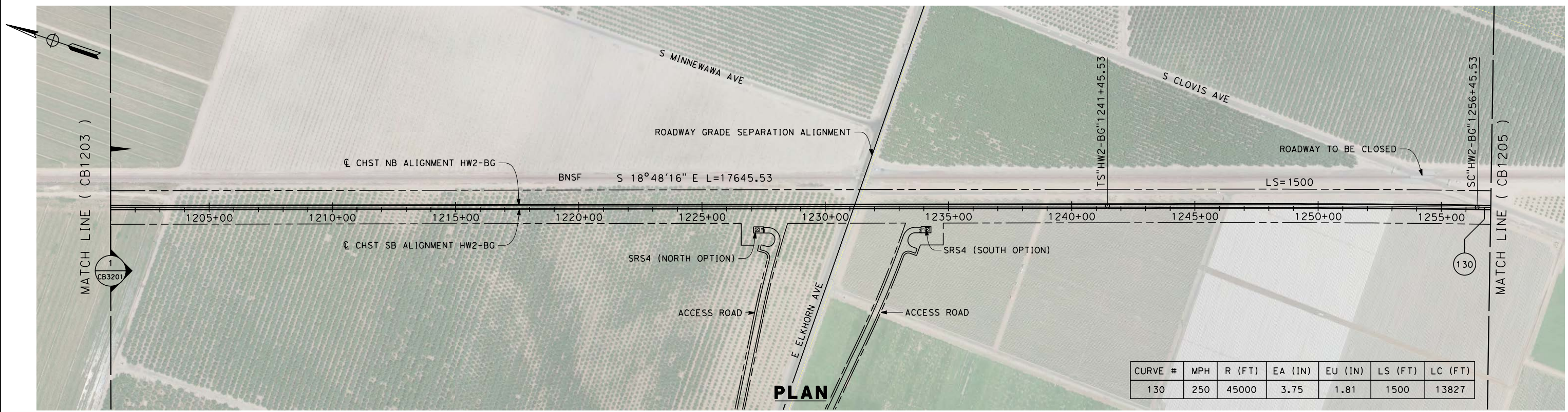
**NOT FOR
CONSTRUCTION**



**CALIFORNIA HIGH-SPEED TRAIN PROJECT
FRESNO TO BAKERSFIELD**
HANFORD WEST BYPASS SUBSECTION
ALIGNMENT HW2 (BELOW-GRADE) - MODIFIED
STA. 1145+00 TO 1201+00
PLAN AND PROFILE

CONTRACT NO.
HSR 06-0003
DRAWING NO.
CB1203
SCALE
AS SHOWN
SHEET NO.
4 OF 29

c:\pwworking\hmm\external\alexander.poling-arup.com\dms70809\FB-CB-1204-HW2.dgn alexander.poling 12/11/2013 3:35:28 PM



DESIGNED BY
A. POLING

DRAWN BY
J. BORGHESI


CHECKED BY
G. MEJIA

IN CHARGE
R. COFFIN

DATE
12/31/13

**RECORD SET 15%
DESIGN SUBMISSION**

**NOT FOR
CONSTRUCTION**



**CALIFORNIA HIGH-SPEED TRAIN PROJECT
FRESNO TO BAKERSFIELD**

HANFORD WEST BYPASS SUBSECTION
ALIGNMENT HW2 (BELOW-GRADE) - MODIFIED
STA. 1201+00 TO 1257+00
PLAN AND PROFILE

CONTRACT NO.
HSR 06-0003

DRAWING NO.
CB1204

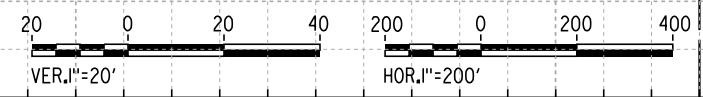
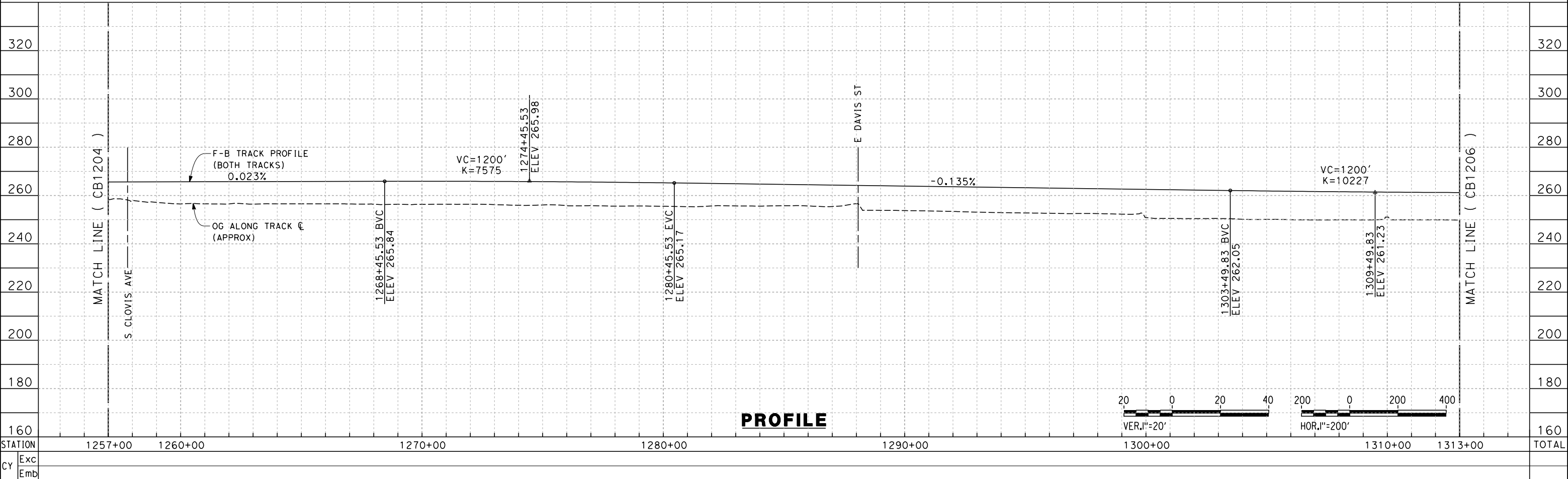
SCALE
AS SHOWN

SHEET NO.
5 OF 29

c:\pwworking\hmm\external\alexander.poling-arup.com\dms70809\FB-CB-1205-HW2.dgn alexander.poling 12/11/2013 3:36:55 PM



CURVE #	MPH	R (FT)	EA (IN)	EU (IN)	LS (FT)	LC (FT)
130	250	45000	3.75	1.81	1500	13827



REV	DATE	BY	CHK	APP	DESCRIPTION

DESIGNED BY
A. POLING
DRAWN BY
J. BORGHESI
CHECKED BY
G. MEJIA
IN CHARGE
R. COFFIN
DATE
12/31/13

**RECORD SET 15%
DESIGN SUBMISSION**

**NOT FOR
CONSTRUCTION**

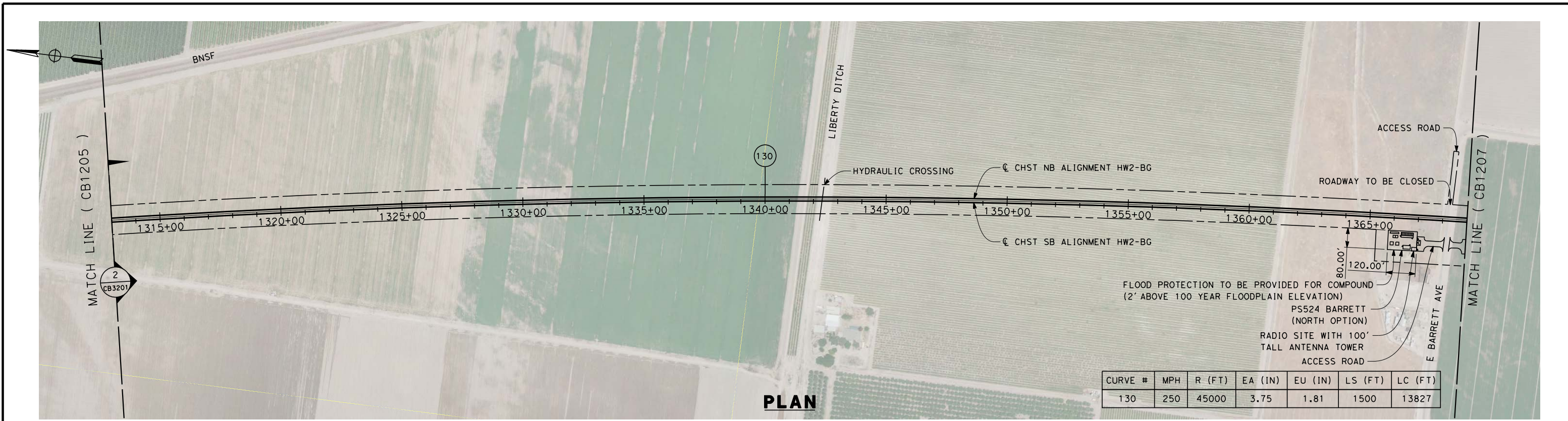


**CALIFORNIA HIGH-SPEED TRAIN PROJECT
FRESNO TO BAKERSFIELD**

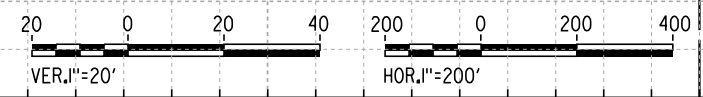
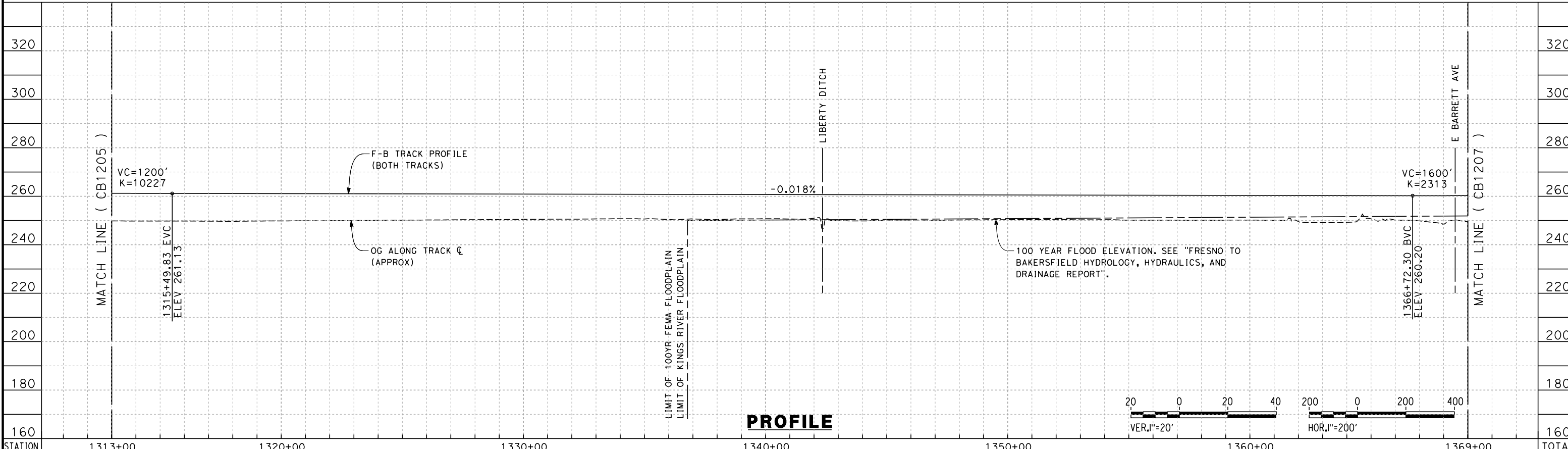
HANFORD WEST BYPASS SUBSECTION
ALIGNMENT HW2 (BELOW-GRADE) - MODIFIED
STA. 1257+00 TO 1313+00
PLAN AND PROFILE

CONTRACT NO.
HSR 06-0003
DRAWING NO.
CB1205
SCALE
AS SHOWN
SHEET NO.
6 OF 29

c:\pwworking\hmm\external\alexander.poling-arup.com\dms70809\FB-CB-1206-HW2.dgn alexander.poling 12/11/2013 3:38:05 PM



CURVE #	MPH	R (FT)	EA (IN)	EU (IN)	LS (FT)	LC (FT)
130	250	45000	3.75	1.81	1500	13827



STATION	1313+00	1320+00	1330+00	1340+00	1350+00	1360+00	1369+00	TOTAL
Exc								
Emb								

REV	DATE	BY	CHK	APP	DESCRIPTION

DESIGNED BY
A. POLING
DRAWN BY
J. BORGHESI
CHECKED BY
G. MEJIA
IN CHARGE
R. COFFIN
DATE
12/31/13

**RECORD SET 15%
DESIGN SUBMISSION**

**NOT FOR
CONSTRUCTION**

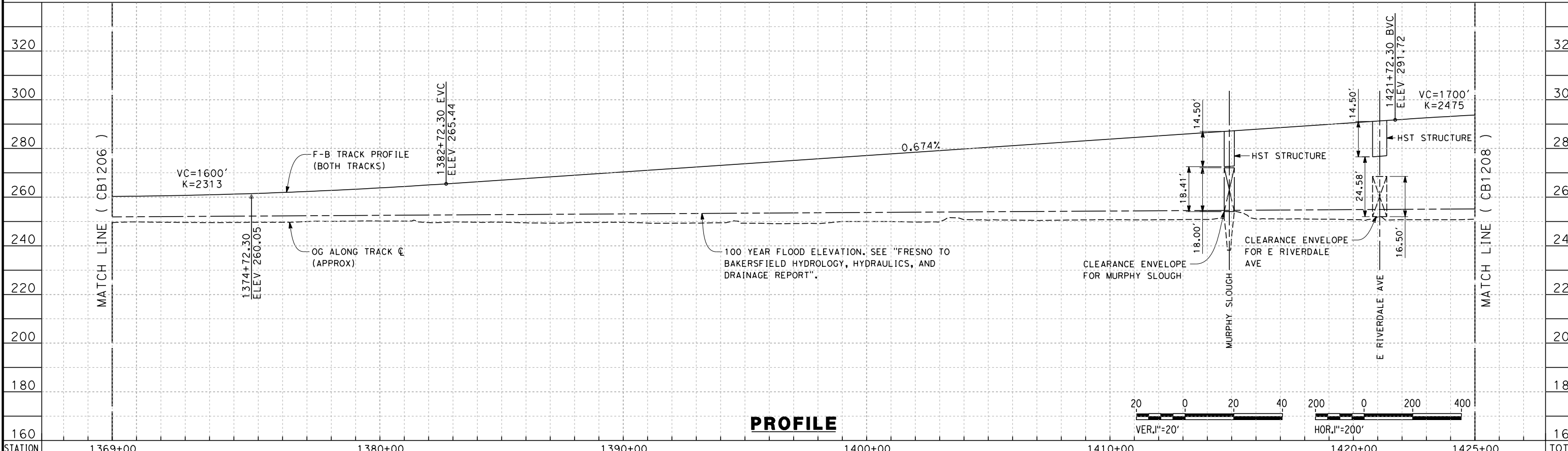
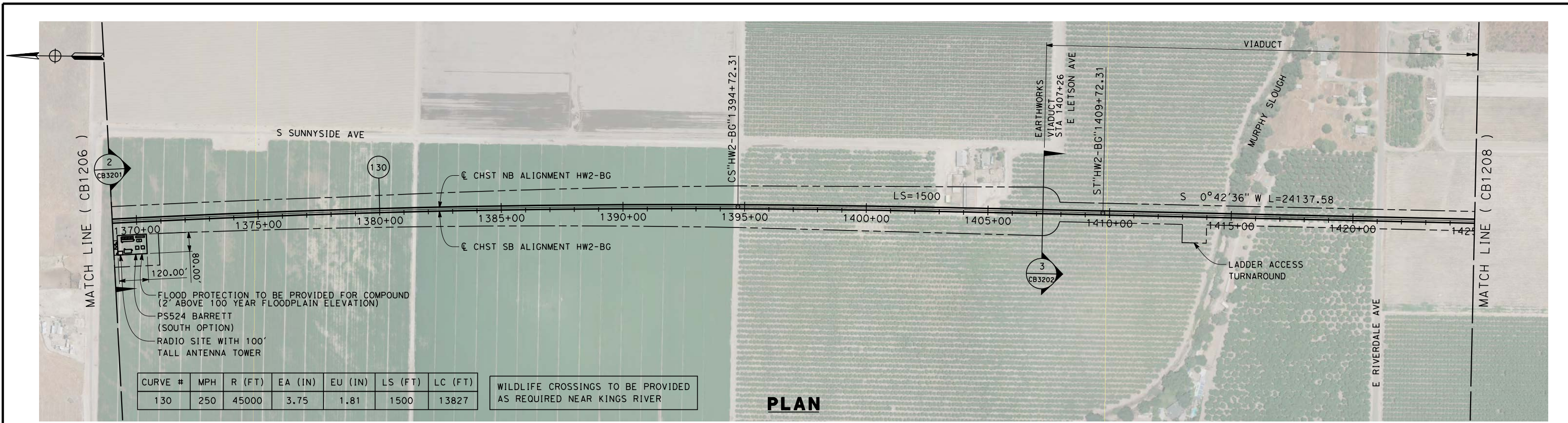


**CALIFORNIA HIGH-SPEED TRAIN PROJECT
FRESNO TO BAKERSFIELD**

HANFORD WEST BYPASS SUBSECTION
ALIGNMENT HW2 (BELOW-GRADE) - MODIFIED
STA. 1313+00 TO 1369+00
PLAN AND PROFILE

CONTRACT NO.
HSR 06-0003
DRAWING NO.
CB1206
SCALE
AS SHOWN
SHEET NO.
7 OF 29

c:\pwworking\hmm\external\alexander.poling-arup.com\dms70809\FB-CB-1207-HW2.dgn alexander.poling 12/11/2013 3:39:03 PM



STATION	1369+00	1380+00	1390+00	1400+00	1410+00	1420+00	1425+00	TOTAL
Exc								
Emb								

REV	DATE	BY	CHK	APP	DESCRIPTION

DESIGNED BY
A. POLING
DRAWN BY
J. BORGHESI
CHECKED BY
G. MEJIA
IN CHARGE
R. COFFIN
DATE
12/31/13

**RECORD SET 15%
DESIGN SUBMISSION**

**NOT FOR
CONSTRUCTION**

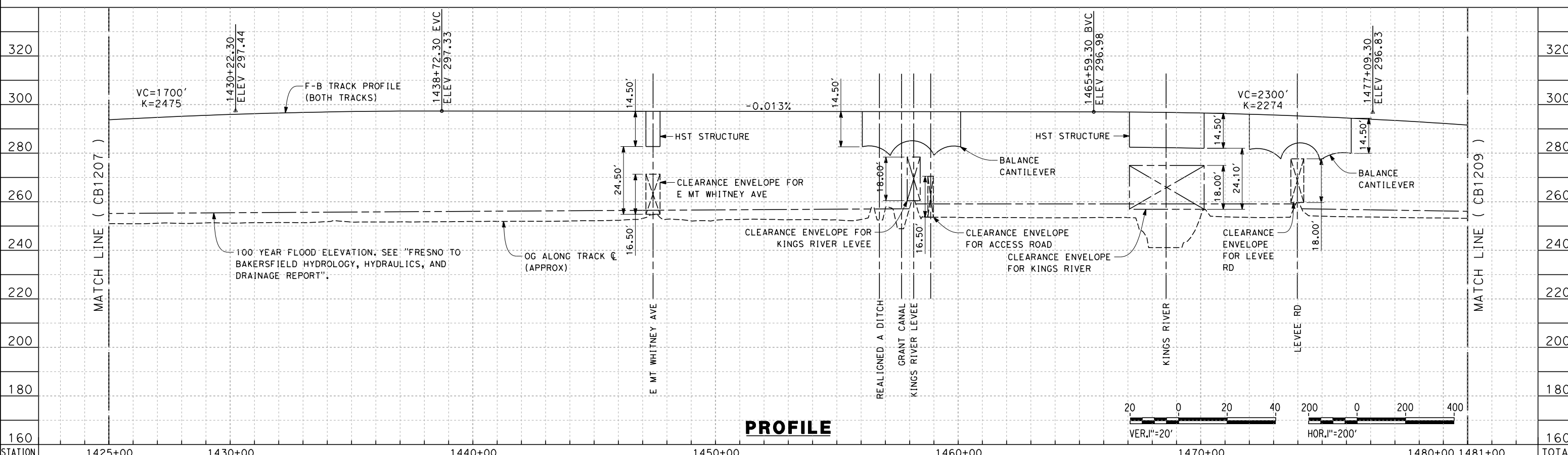
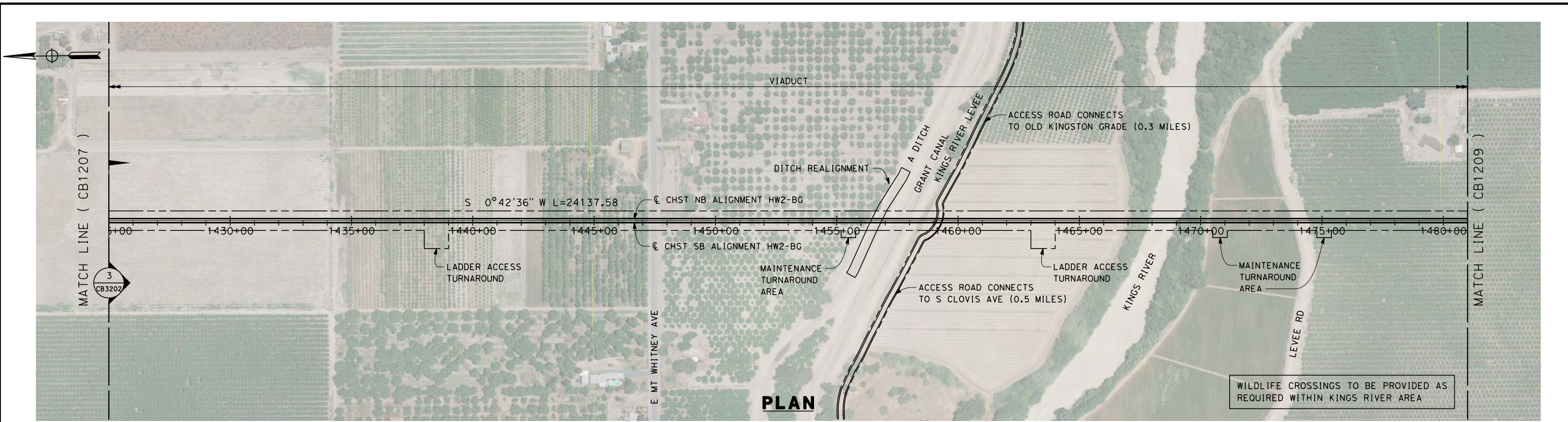


**CALIFORNIA HIGH-SPEED TRAIN PROJECT
FRESNO TO BAKERSFIELD**

HANFORD WEST BYPASS SUBSECTION
ALIGNMENT HW2 (BELOW-GRADE) - MODIFIED
STA. 1369+00 TO 1425+00
PLAN AND PROFILE

CONTRACT NO.
HSR 06-0003
DRAWING NO.
CB1207
SCALE
AS SHOWN
SHEET NO.
8 OF 29

12/23/2013 5:31:00 PM c:\pwworking\hmm\external\paul.tonkin\01-arup.com\dms70809\FB-CB-1208-HW2.dgn paul.tonkin



STATION	1425+00	1430+00	1440+00	1450+00	1460+00	1470+00	1480+00	1481+00	TOTAL
Exc									
Emb									

DESIGNED BY
A. POLING
DRAWN BY
J. BORGHESI
CHECKED BY
G. MEJIA
IN CHARGE
R. COFFIN
DATE
12/31/13

**RECORD SET 15%
DESIGN SUBMISSION**

**NOT FOR
CONSTRUCTION**

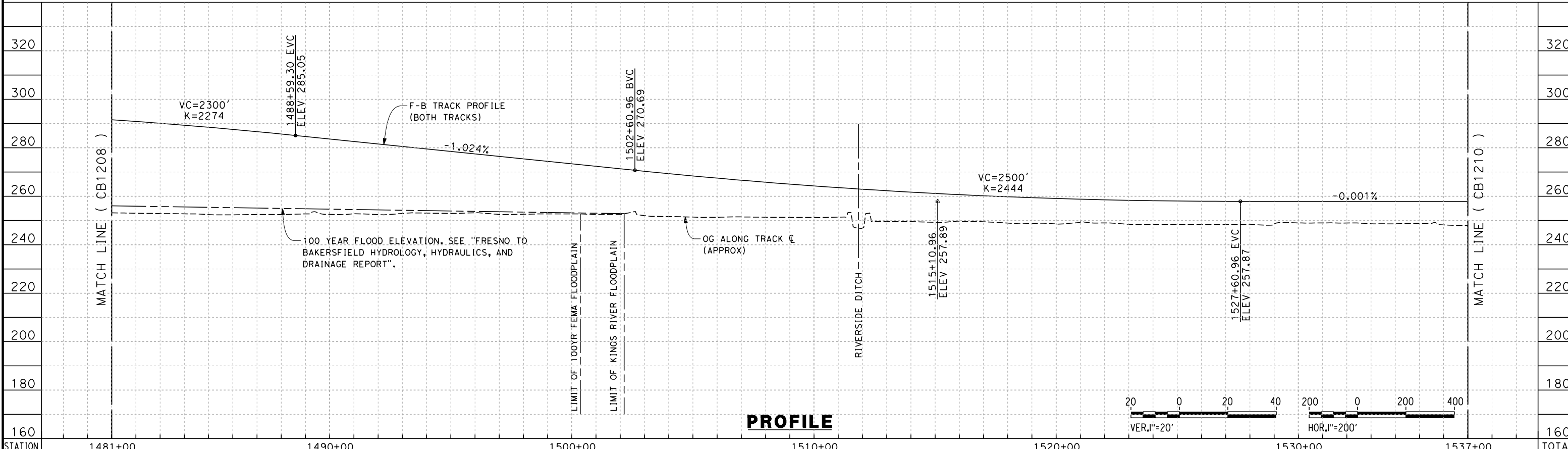


**CALIFORNIA HIGH-SPEED TRAIN PROJECT
FRESNO TO BAKERSFIELD**

HANFORD WEST BYPASS SUBSECTION
ALIGNMENT HW2 (BELOW-GRADE) - MODIFIED
STA. 1425+00 TO 1481+00
PLAN AND PROFILE

CONTRACT NO.
HSR 06-0003
DRAWING NO.
CB1208
SCALE
AS SHOWN
SHEET NO.
9 OF 29

c:\pwworking\hmm\external\alexander.poling-arup.com\dms70809\FB-CB-1209-HW2.dgn alexander.poling 12/11/2013 3:41:23 PM



STATION	1481+00	1490+00	1500+00	1510+00	1520+00	1530+00	1537+00	TOTAL
Exc								
Emb								

REV	DATE	BY	CHK	APP	DESCRIPTION

DESIGNED BY
A. POLING
DRAWN BY
J. BORGHESI
CHECKED BY
G. MEJIA
IN CHARGE
R. COFFIN
DATE
12/31/13

**RECORD SET 15%
DESIGN SUBMISSION**

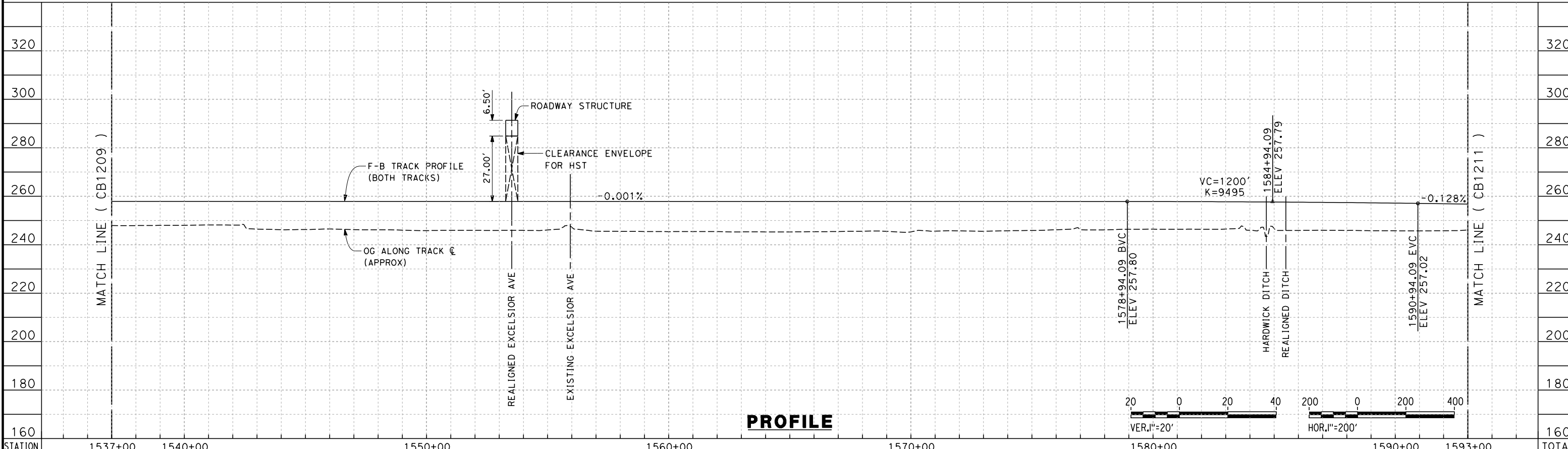

**NOT FOR
CONSTRUCTION**



**CALIFORNIA HIGH-SPEED TRAIN PROJECT
FRESNO TO BAKERSFIELD**
HANFORD WEST BYPASS SUBSECTION
ALIGNMENT HW2 (BELOW-GRADE) - MODIFIED
STA. 1481+00 TO 1537+00
PLAN AND PROFILE

CONTRACT NO.
HSR 06-0003
DRAWING NO.
CB1209
SCALE
AS SHOWN
SHEET NO.
10 OF 29

c:\pwworking\hmm\external\alexander.poling-arup.com\dms70809\FB-CB-1210-HW2.dgn alexander.poling 12/11/2013 3:42:16 PM



STATION	1537+00	1540+00	1550+00	1560+00	1570+00	1580+00	1590+00	1593+00	TOTAL
Exc									
Emb									

REV	DATE	BY	CHK	APP	DESCRIPTION

DESIGNED BY
A. POLING
DRAWN BY
J. BORGHESI
CHECKED BY
G. MEJIA
IN CHARGE
R. COFFIN
DATE
12/31/13

**RECORD SET 15%
DESIGN SUBMISSION**

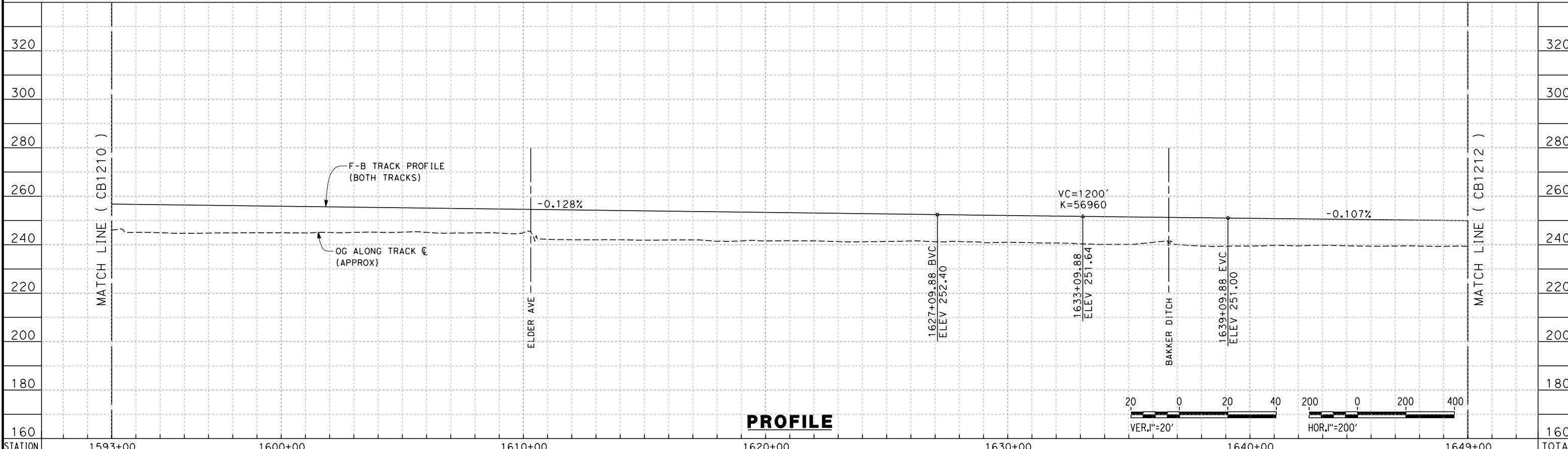
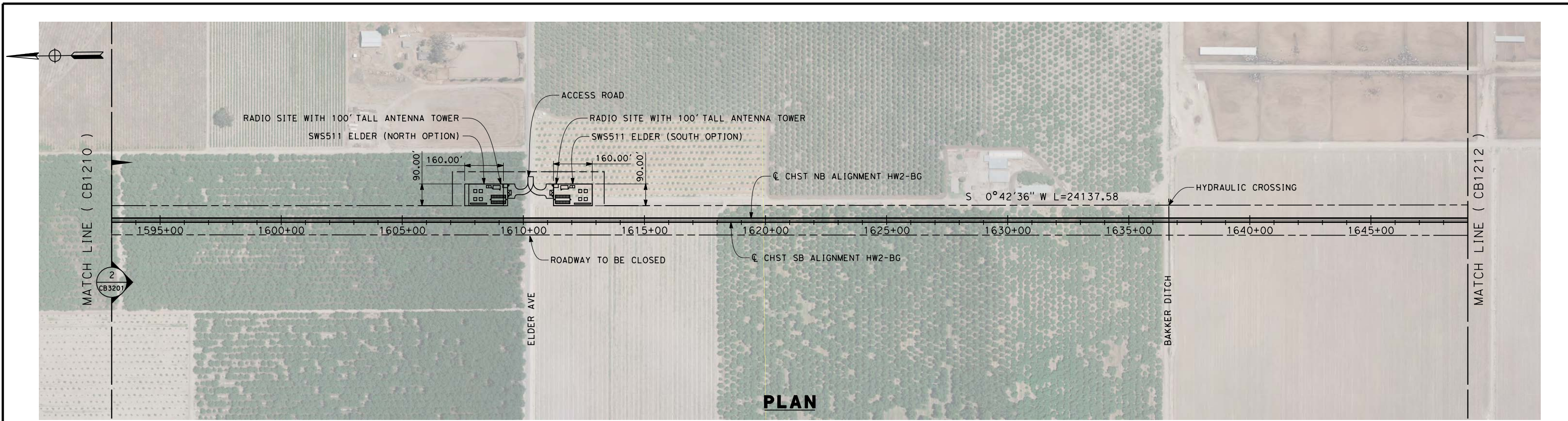
**NOT FOR
CONSTRUCTION**



**CALIFORNIA HIGH-SPEED TRAIN PROJECT
FRESNO TO BAKERSFIELD**
HANFORD WEST BYPASS SUBSECTION
ALIGNMENT HW2 (BELOW-GRADE) - MODIFIED
STA. 1537+00 TO 1593+00
PLAN AND PROFILE

CONTRACT NO.
HSR 06-0003
DRAWING NO.
CB1210
SCALE
AS SHOWN
SHEET NO.
11 OF 29

c:\pwworking\hmm\external\alexander.poling-arup.com\dms70809\FB-CB-1211-HW2.dgn alexander.poling 12/11/2013 3:43:17 PM



STATION	1593+00	1600+00	1610+00	1620+00	1630+00	1640+00	1649+00	TOTAL
Exc								
Emb								

REV	DATE	BY	CHK	APP	DESCRIPTION

DESIGNED BY
A. POLING
DRAWN BY
J. BORGHESI
CHECKED BY
G. MEJIA
IN CHARGE
R. COFFIN
DATE
12/31/13

**RECORD SET 15%
DESIGN SUBMISSION**

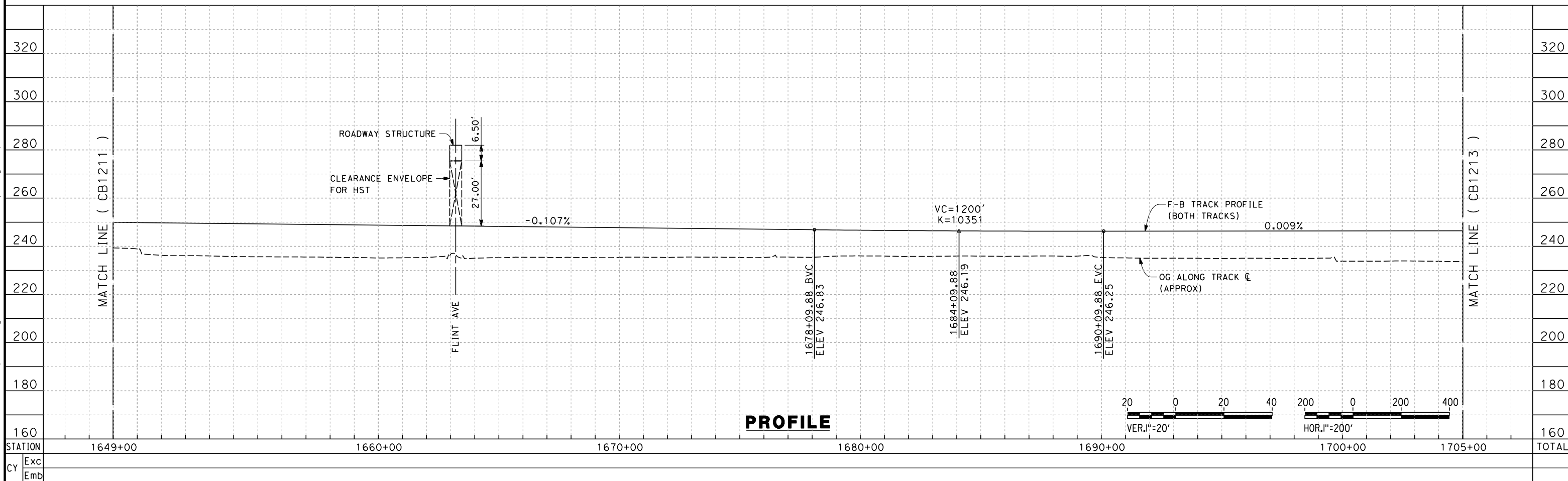
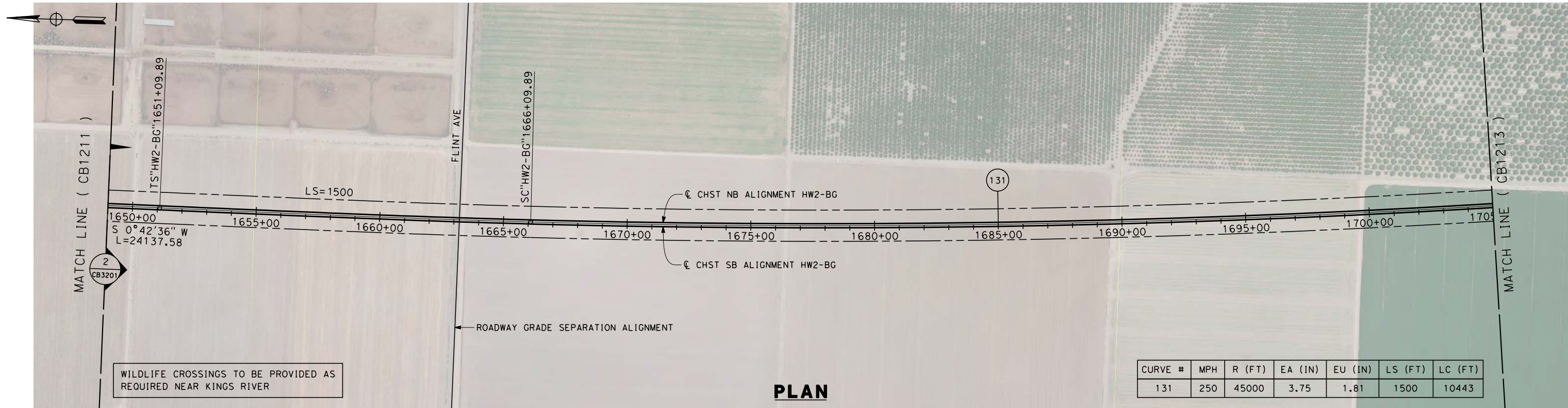
**NOT FOR
CONSTRUCTION**



**CALIFORNIA HIGH-SPEED TRAIN PROJECT
FRESNO TO BAKERSFIELD**

HANFORD WEST BYPASS SUBSECTION
ALIGNMENT HW2 (BELOW-GRADE) - MODIFIED
STA. 1593+00 TO 1649+00
PLAN AND PROFILE

CONTRACT NO.
HSR 06-0003
DRAWING NO.
CB1211
SCALE
AS SHOWN
SHEET NO.
12 OF 29



c:\pwworking\hmm\external\alexander.poling-arup.com\dms70809\FB-CB-1212-HW2.dgn alexander.poling 12/11/2013 3:44:16 PM

REV	DATE	BY	CHK	APP	DESCRIPTION

DESIGNED BY
A. POLING
DRAWN BY
J. BORGHESI
CHECKED BY
G. MEJIA
IN CHARGE
R. COFFIN
DATE
12/31/13

**RECORD SET 15%
DESIGN SUBMISSION**

**NOT FOR
CONSTRUCTION**

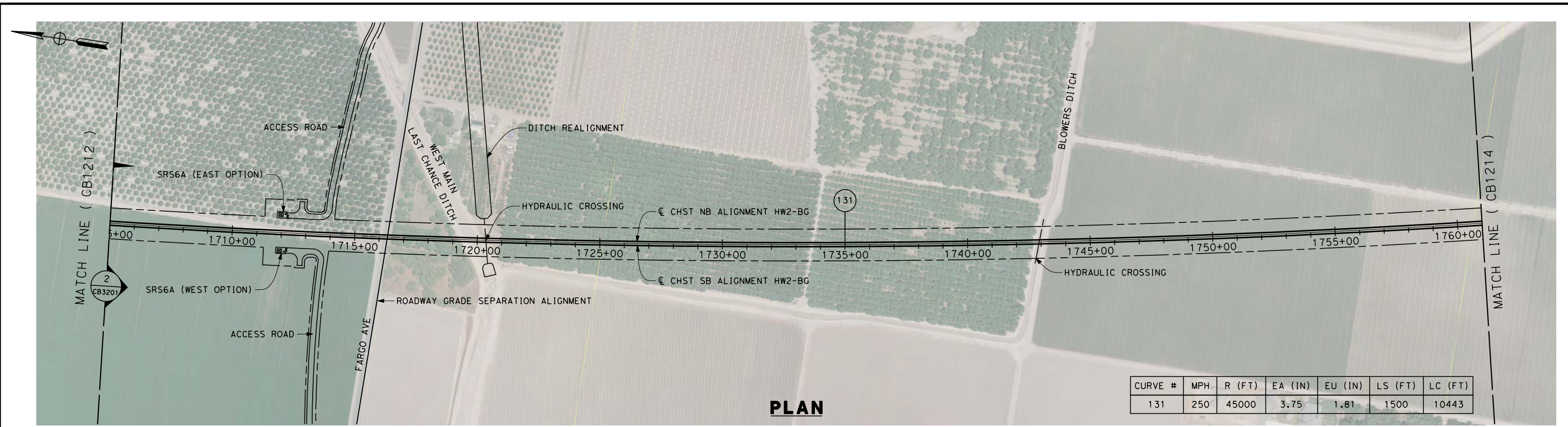


**CALIFORNIA HIGH-SPEED TRAIN PROJECT
FRESNO TO BAKERSFIELD**

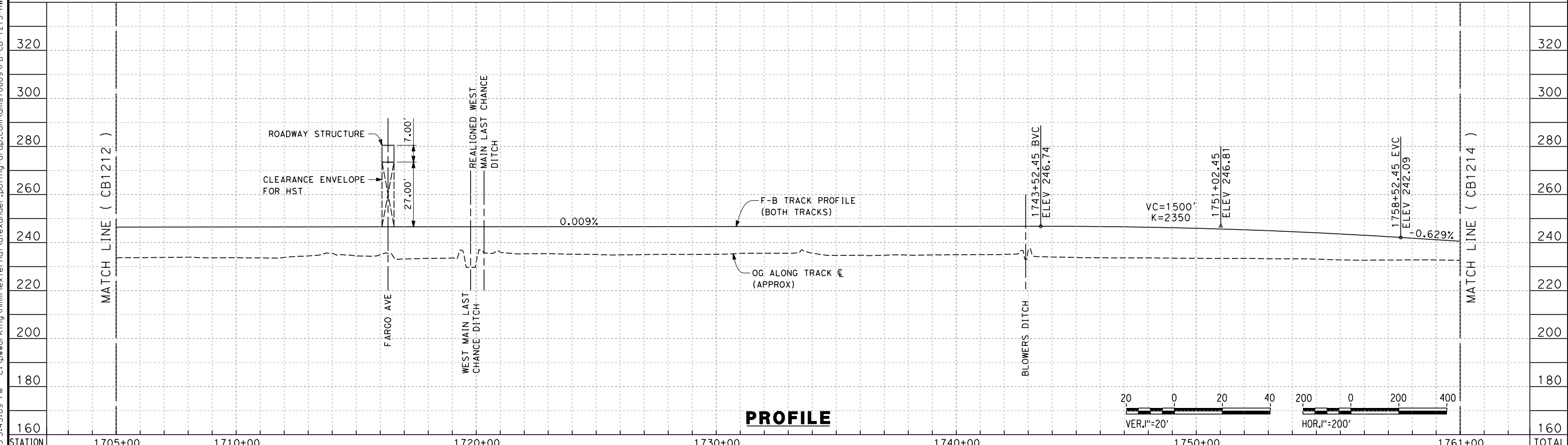
HANFORD WEST BYPASS SUBSECTION
ALIGNMENT HW2 (BELOW-GRADE) - MODIFIED
STA. 1649+00 TO 1705+00
PLAN AND PROFILE

CONTRACT NO.
HSR 06-0003
DRAWING NO.
CB1212
SCALE
AS SHOWN
SHEET NO.
13 OF 29

c:\pwworking\hmm\external\alexander.poling-arup.com\dms70809\FB-CB-1213-HW2.dgn alexander.poling 12/11/2013 3:45:09 PM



PLAN



PROFILE

STATION	1705+00	1710+00	1720+00	1730+00	1740+00	1750+00	1761+00	TOTAL
Exc								
Emb								

REV	DATE	BY	CHK	APP	DESCRIPTION

DESIGNED BY
A. POLING
DRAWN BY
J. BORGHESI
CHECKED BY
G. MEJIA
IN CHARGE
R. COFFIN
DATE
12/31/13

**RECORD SET 15%
DESIGN SUBMISSION**

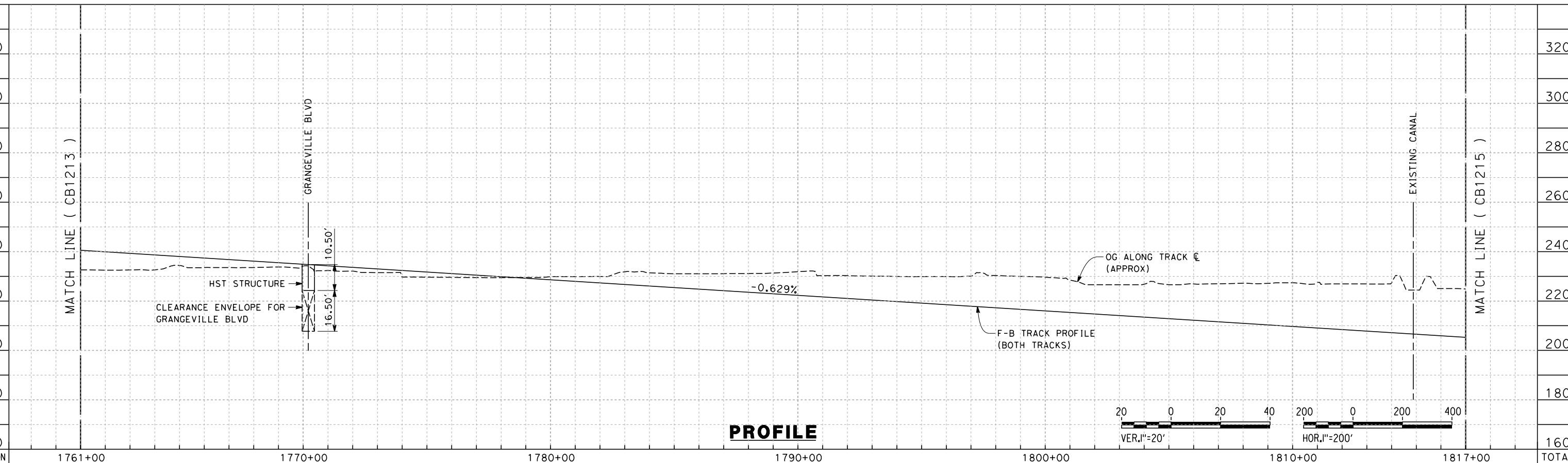
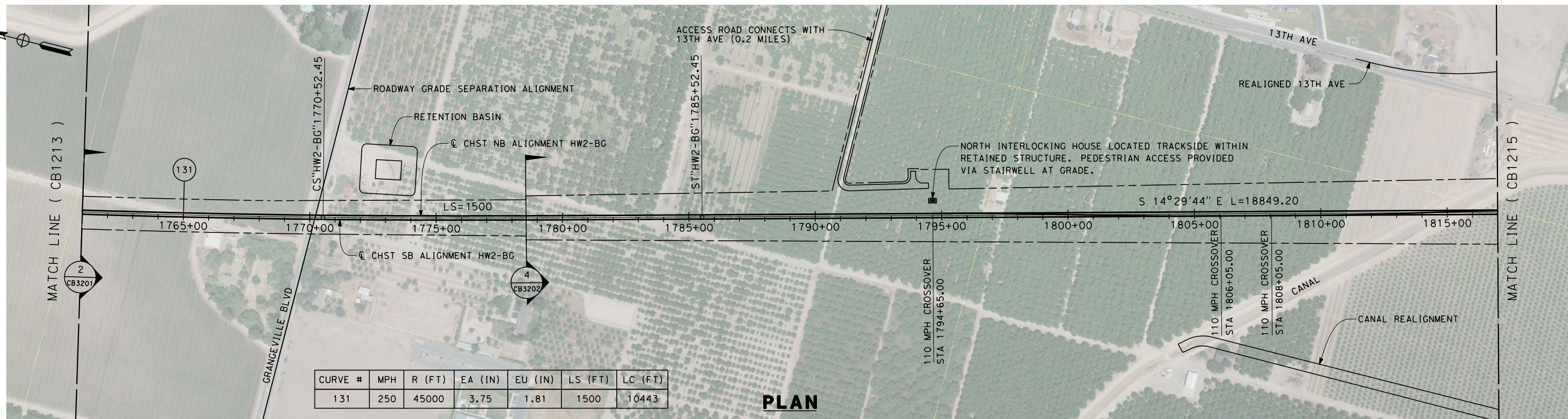
**NOT FOR
CONSTRUCTION**



**CALIFORNIA HIGH-SPEED TRAIN PROJECT
FRESNO TO BAKERSFIELD**
HANFORD WEST BYPASS SUBSECTION
ALIGNMENT HW2 (BELOW-GRADE) - MODIFIED
STA. 1705+00 TO 1761+00
PLAN AND PROFILE

CONTRACT NO.
HSR 06-0003
DRAWING NO.
CB1213
SCALE
AS SHOWN
SHEET NO.
14 OF 29

c:\pwworking\hmm\external\alexander.poling-arup.com\dms70809\FB-CB-1214-HW2.dgn alexander.poling 12/11/2013 3:46:31 PM



STATION	1761+00	1770+00	1780+00	1790+00	1800+00	1810+00	1817+00	TOTAL
Exc								
Emb								

REV	DATE	BY	CHK	APP	DESCRIPTION

DESIGNED BY
A. POLING
DRAWN BY
J. BORGHESI
CHECKED BY
G. MEJIA
IN CHARGE
R. COFFIN
DATE
12/31/13

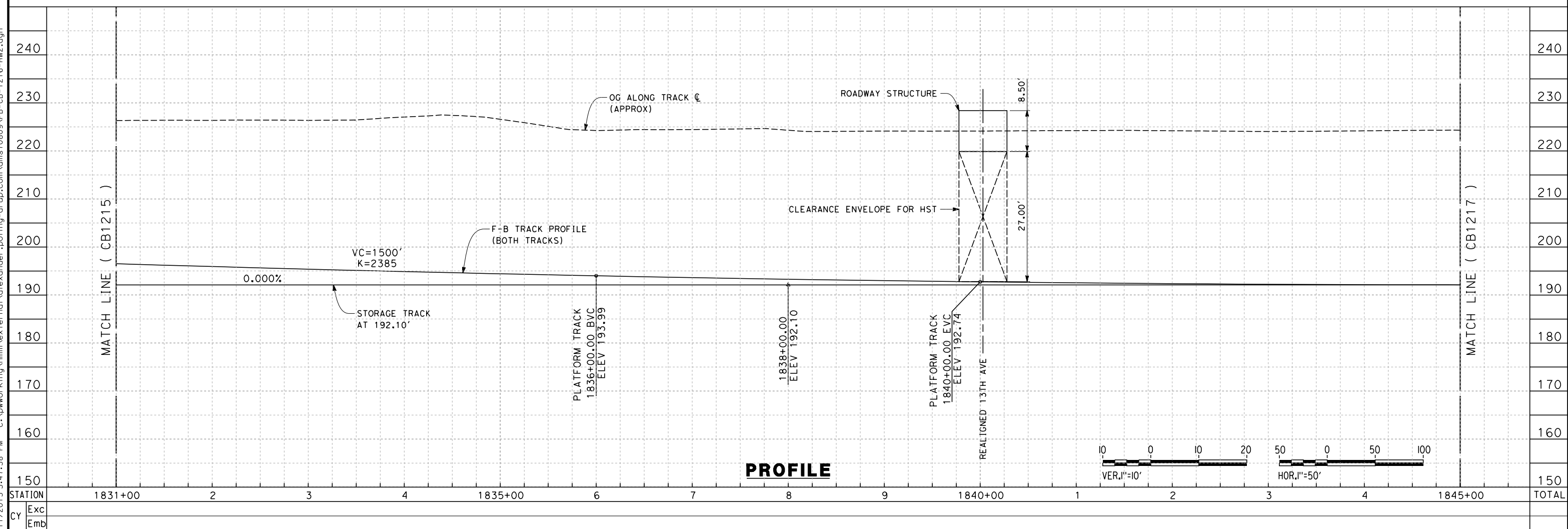
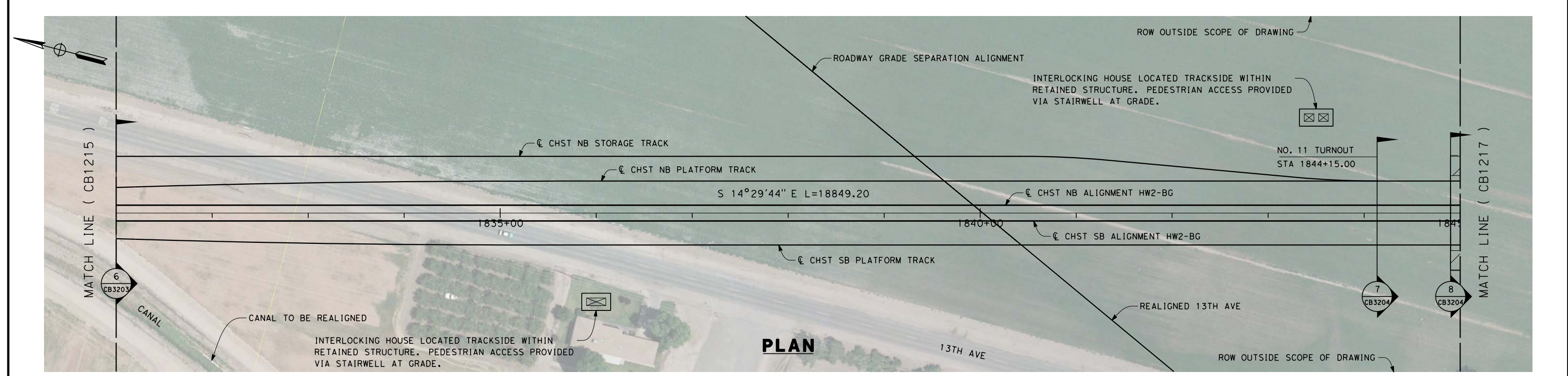
**RECORD SET 15%
DESIGN SUBMISSION**

**NOT FOR
CONSTRUCTION**



**CALIFORNIA HIGH-SPEED TRAIN PROJECT
FRESNO TO BAKERSFIELD**
HANFORD WEST BYPASS SUBSECTION
ALIGNMENT HW2 (BELOW-GRADE) - MODIFIED
STA. 1761+00 TO 1817+00
PLAN AND PROFILE

CONTRACT NO.
HSR 06-0003
DRAWING NO.
CB1214
SCALE
AS SHOWN
SHEET NO.
15 OF 29



REV	DATE	BY	CHK	APP	DESCRIPTION

DESIGNED BY
A. POLING

DRAWN BY
J. BORGHESI

CHECKED BY
G. MEJIA

IN CHARGE
R. COFFIN

DATE
12/31/13

**RECORD SET 15%
DESIGN SUBMISSION**

**NOT FOR
CONSTRUCTION**



**CALIFORNIA HIGH-SPEED TRAIN PROJECT
FRESNO TO BAKERSFIELD**

HANFORD WEST BYPASS SUBSECTION
ALIGNMENT HW2 (BELOW-GRADE) - MODIFIED
STA. 1831+00 TO 1845+00
PLAN AND PROFILE

CONTRACT NO.
HSR 06-0003

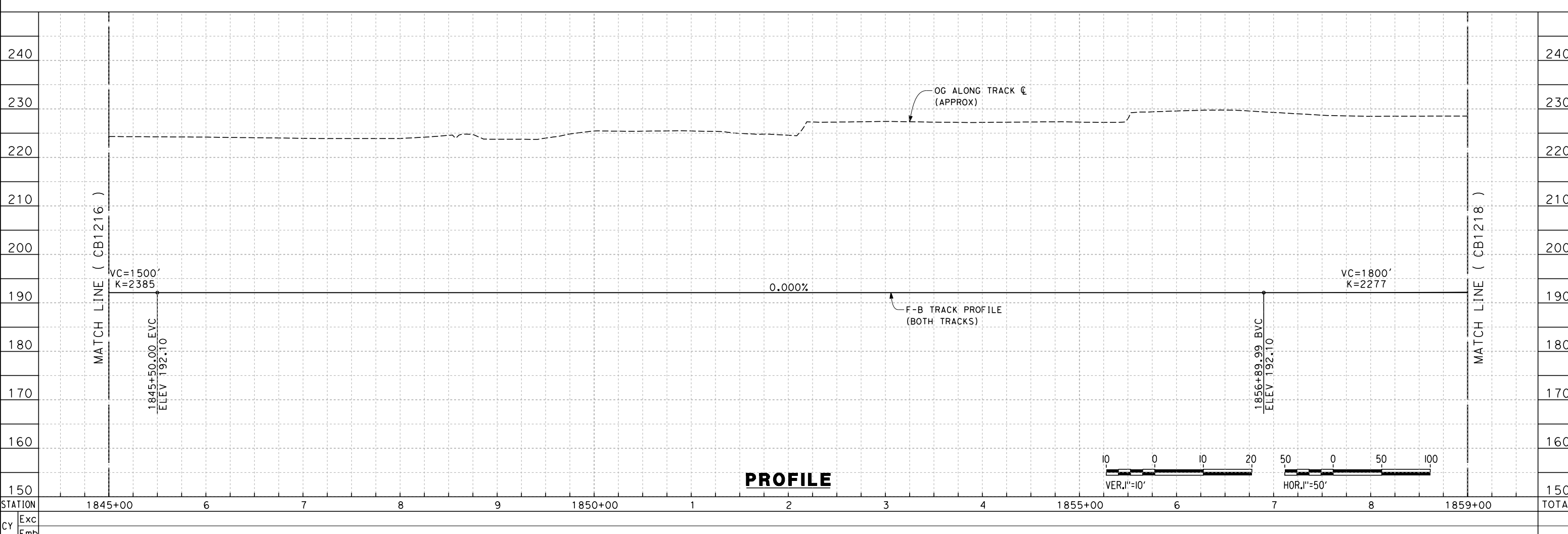
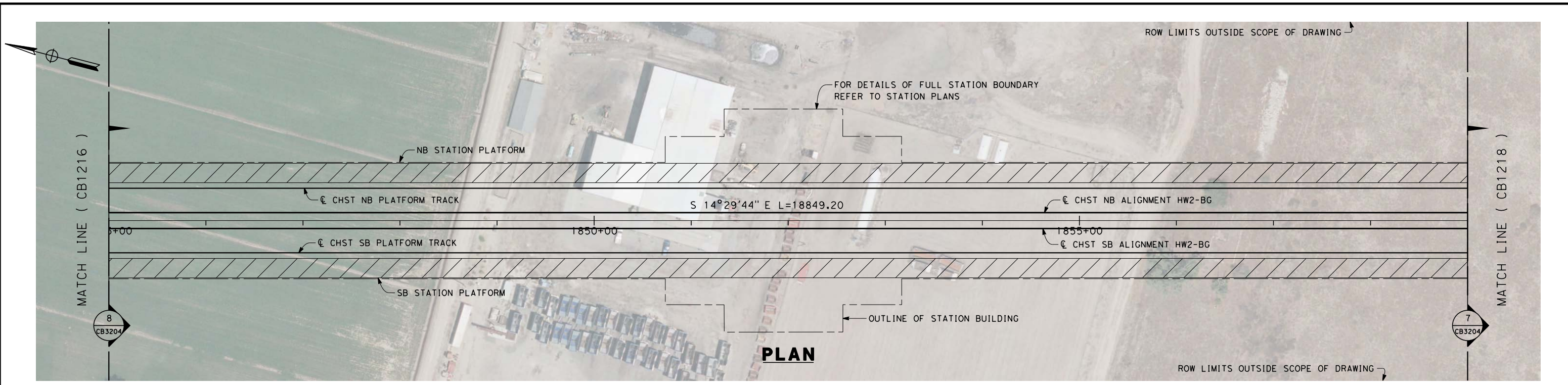
DRAWING NO.
CB1216

SCALE
AS SHOWN

SHEET NO.
17 OF 29

c:\pwworking\hmm\external\alexander.poling-arup.com\dms70809\FB-CB-1216-HW2.dgn

c:\pwworking\hmm\external\alexander.poling-arup.com\dms70809\FB-CB-1217-HW2.dgn alexander.poling 12/11/2013 3:48:14 PM



REV	DATE	BY	CHK	APP	DESCRIPTION

DESIGNED BY
A. POLING

DRAWN BY
J. BORGHESI

CHECKED BY
G. MEJIA

IN CHARGE
R. COFFIN

DATE
12/31/13

**RECORD SET 15%
DESIGN SUBMISSION**

**NOT FOR
CONSTRUCTION**



**CALIFORNIA HIGH-SPEED TRAIN PROJECT
FRESNO TO BAKERSFIELD**

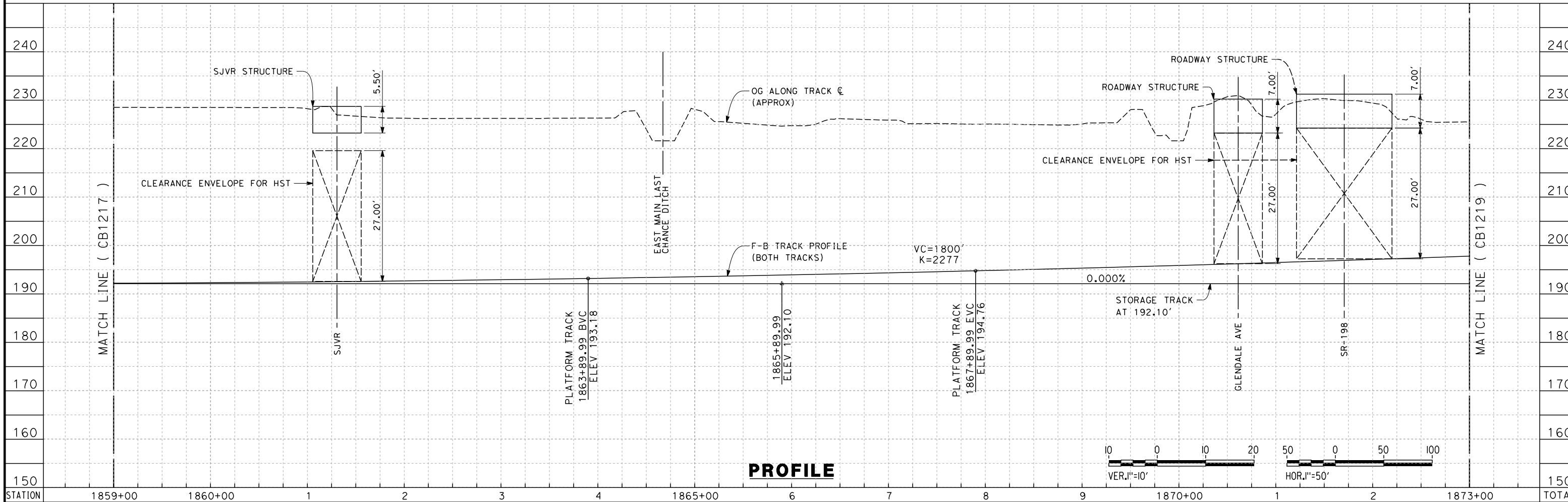

HANFORD WEST BYPASS SUBSECTION
ALIGNMENT HW2 (BELOW-GRADE) - MODIFIED
STA. 1845+00 TO 1859+00
PLAN AND PROFILE

CONTRACT NO.
HSR 06-0003

DRAWING NO.
CB1217

SCALE
AS SHOWN

SHEET NO.
18 OF 29



STATION	1859+00	1860+00	1	2	3	4	6	7	8	9	1870+00	1	2	1873+00	TOTAL
Exc															
Emb															

REV	DATE	BY	CHK	APP	DESCRIPTION

DESIGNED BY
A. POLING
DRAWN BY
J. BORGHESI
CHECKED BY
G. MEJIA
IN CHARGE
R. COFFIN
DATE
12/31/13

**RECORD SET 15%
DESIGN SUBMISSION**

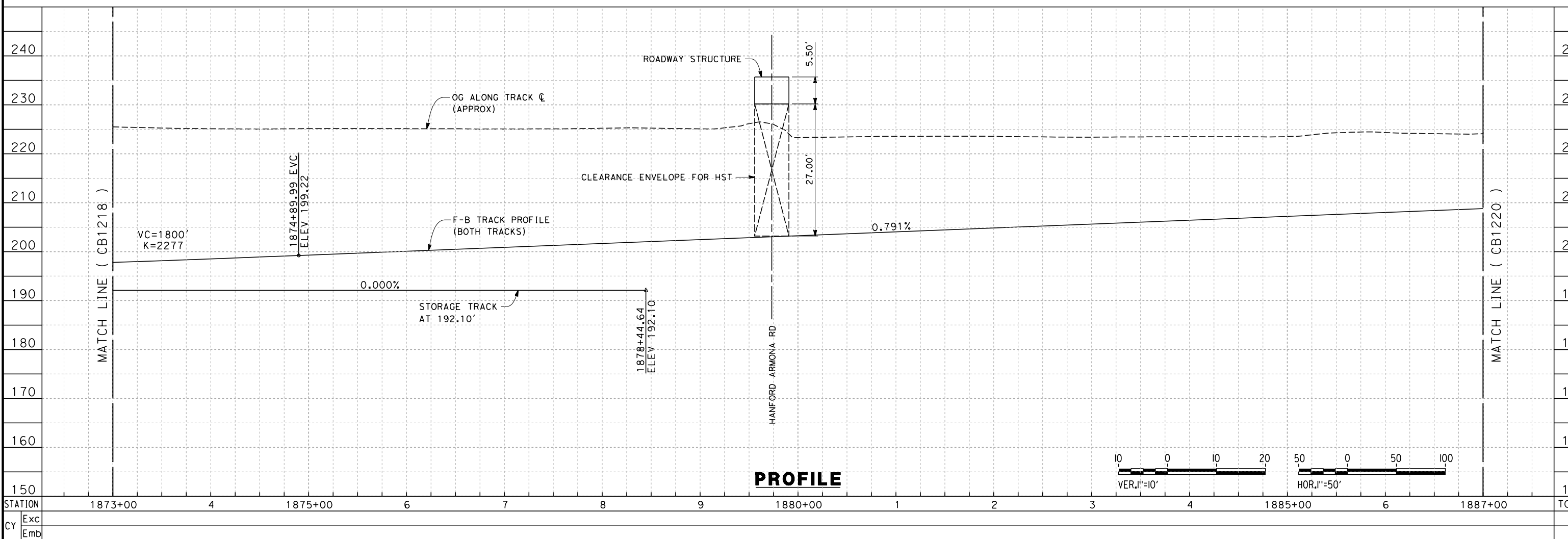
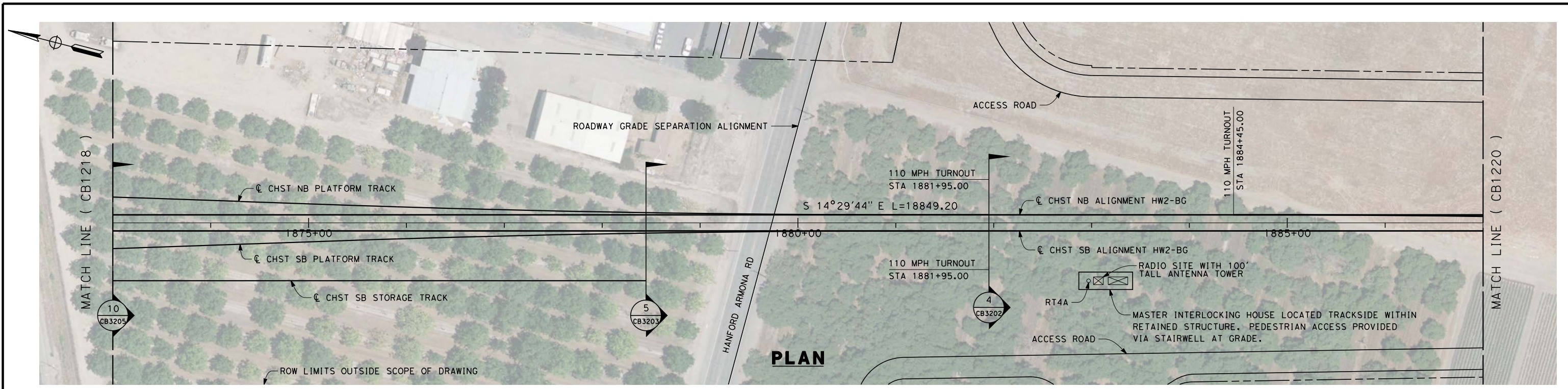
**NOT FOR
CONSTRUCTION**



**CALIFORNIA HIGH-SPEED TRAIN PROJECT
FRESNO TO BAKERSFIELD**
HANFORD WEST BYPASS SUBSECTION
ALIGNMENT HW2 (BELOW-GRADE) - MODIFIED
STA. 1859+00 TO 1873+00
PLAN AND PROFILE

CONTRACT NO.
HSR 06-0003
DRAWING NO.
CB1218
SCALE
AS SHOWN
SHEET NO.
19 OF 29

c:\pwworking\hmm\external\alexander.poling-arup.com\dms70809\FB-CB-1219-HW2.dgn alexander.poling 12/11/2013 3:49:34 PM



REV	DATE	BY	CHK	APP	DESCRIPTION

DESIGNED BY
A. POLING
DRAWN BY
J. BORGHESI
CHECKED BY
G. MEJIA
IN CHARGE
R. COFFIN
DATE
12/31/13

**RECORD SET 15%
DESIGN SUBMISSION**

**NOT FOR
CONSTRUCTION**

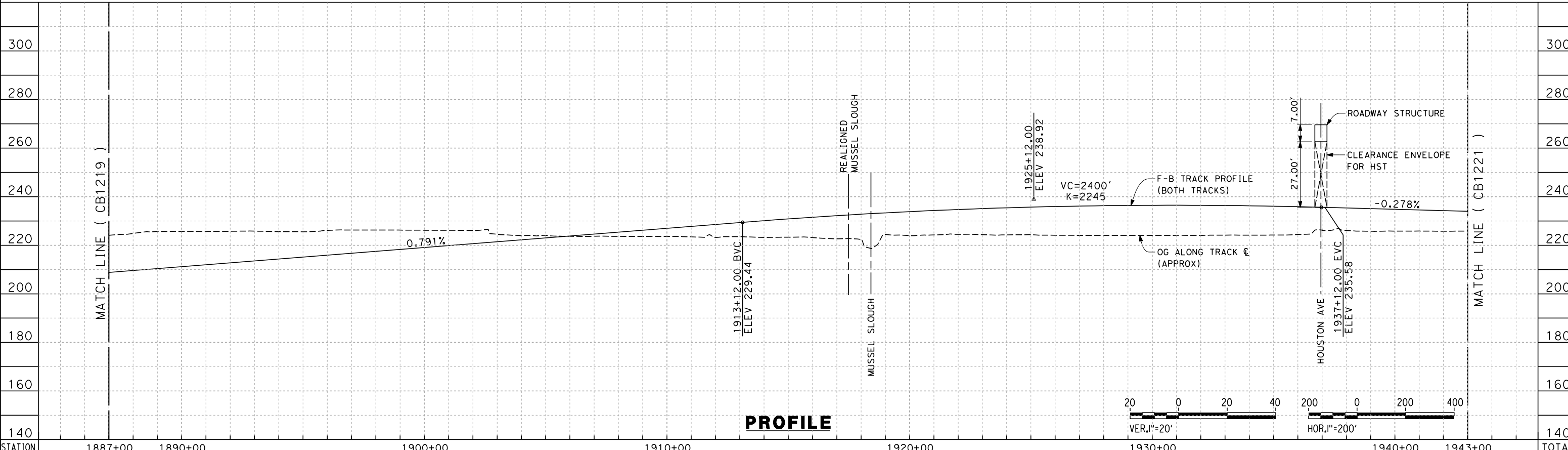
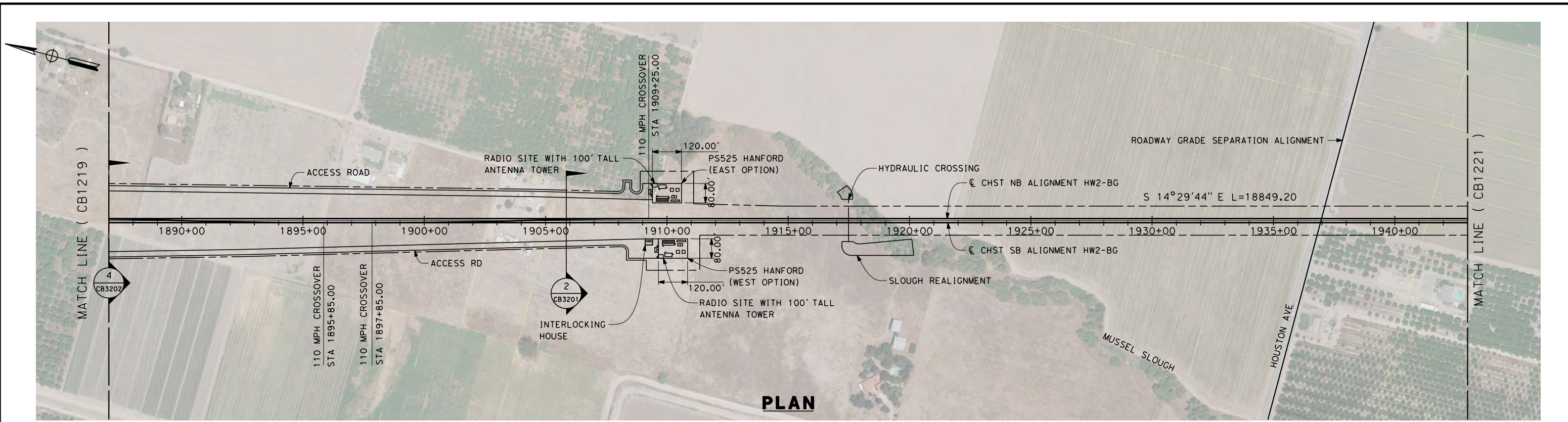


**CALIFORNIA HIGH-SPEED TRAIN PROJECT
FRESNO TO BAKERSFIELD**

HANFORD WEST BYPASS SUBSECTION
ALIGNMENT HW2 (BELOW-GRADE) - MODIFIED
STA. 1873+00 TO 1887+00
PLAN AND PROFILE

CONTRACT NO.
HSR 06-0003
DRAWING NO.
CB1219
SCALE
AS SHOWN
SHEET NO.
20 OF 29

c:\pwworking\hmm\external\alexander.poling-arup.com\dms70809\FB-CB-1220-HW2.dgn alexander.poling 12/11/2013 3:50:49 PM



STATION	1887+00	1890+00	1900+00	1910+00	1920+00	1930+00	1940+00	1943+00	TOTAL
Exc									
Emb									

REV	DATE	BY	CHK	APP	DESCRIPTION

DESIGNED BY
A. POLING
DRAWN BY
J. BORGHESI
CHECKED BY
G. MEJIA
IN CHARGE
R. COFFIN
DATE
12/31/13

**RECORD SET 15%
DESIGN SUBMISSION**

**NOT FOR
CONSTRUCTION**

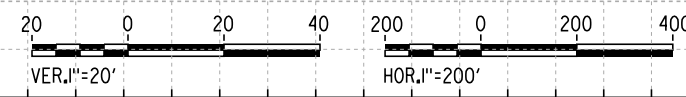
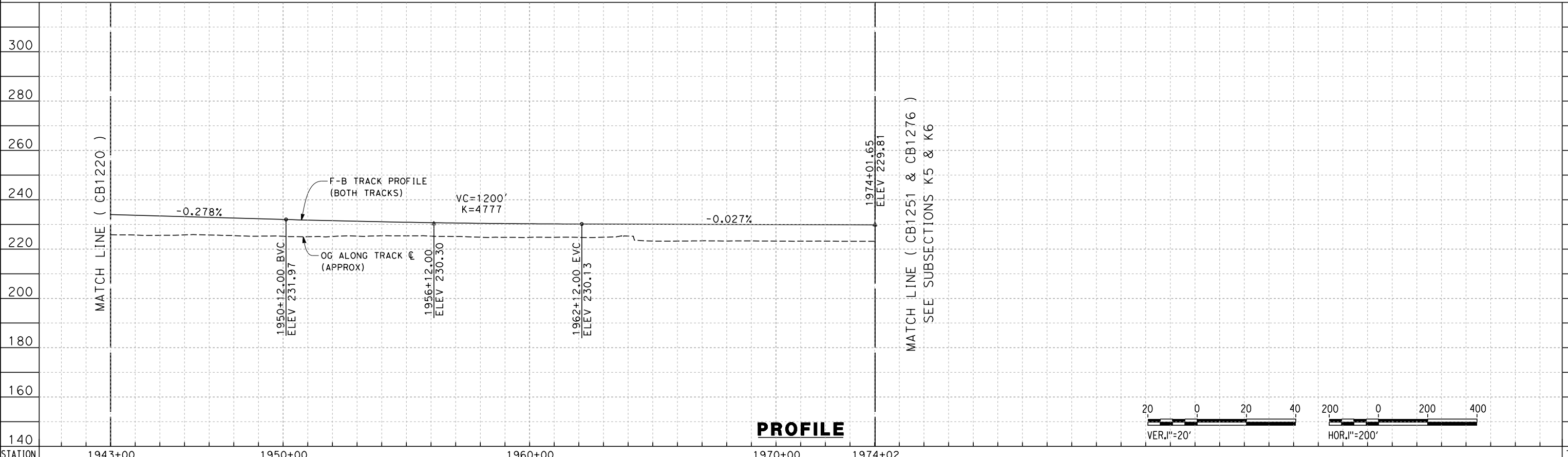


**CALIFORNIA HIGH-SPEED TRAIN PROJECT
FRESNO TO BAKERSFIELD**

HANFORD WEST BYPASS SUBSECTION
ALIGNMENT HW2 (BELOW-GRADE) - MODIFIED
STA. 1887+00 TO 1943+00
PLAN AND PROFILE

CONTRACT NO.
HSR 06-0003
DRAWING NO.
CB1220
SCALE
AS SHOWN
SHEET NO.
21 OF 29

c:\pwworking\hmm\external\alexander.poling-arup.com\dms70809\FB-CB-1221-HW2.dgn alexander.poling 12/11/2013 3:51:55 PM



STATION	1943+00	1950+00	1960+00	1970+00	1974+02	TOTAL
Exc						
Emb						

REV	DATE	BY	CHK	APP	DESCRIPTION

DESIGNED BY
A. POLING
DRAWN BY
J. BORGHESI
CHECKED BY
G. MEJIA
IN CHARGE
R. COFFIN
DATE
12/31/13

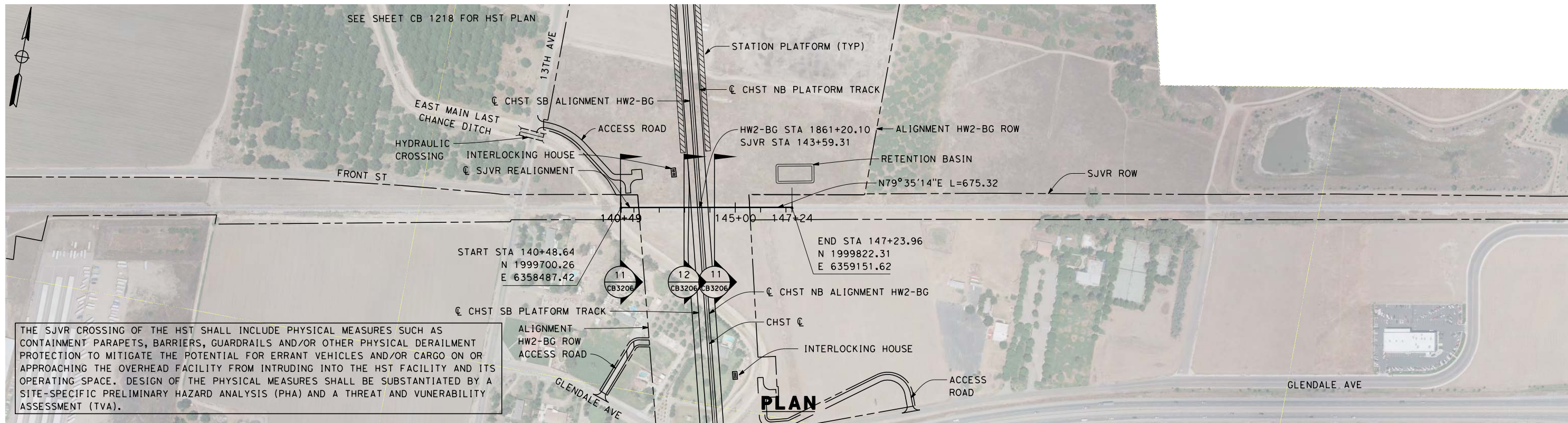
**RECORD SET 15%
DESIGN SUBMISSION**

**NOT FOR
CONSTRUCTION**



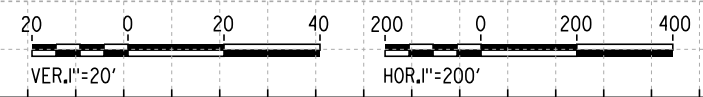
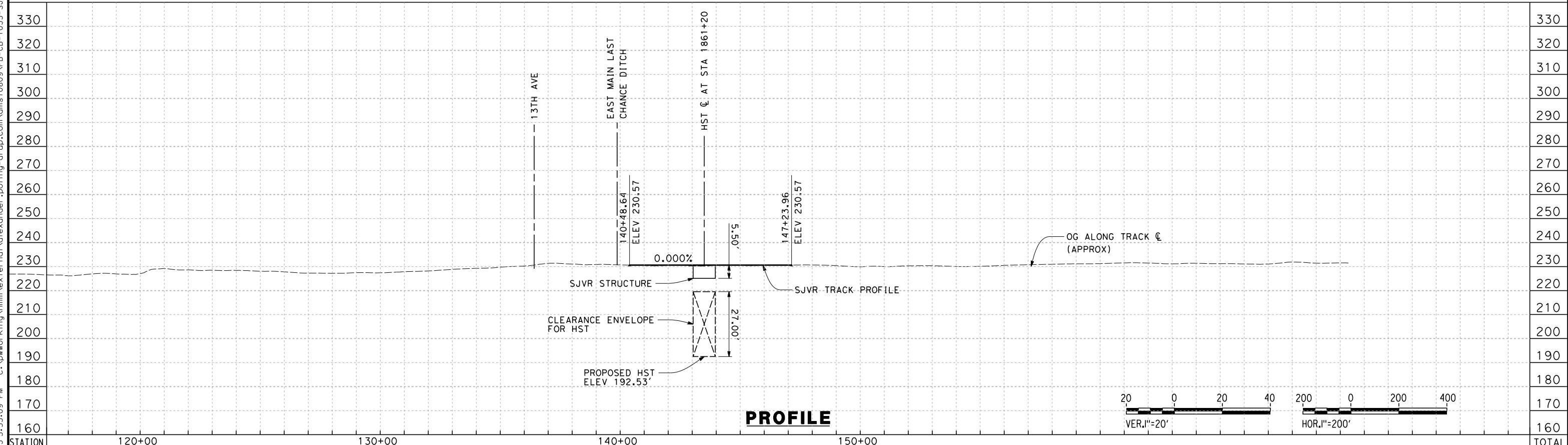
**CALIFORNIA HIGH-SPEED TRAIN PROJECT
FRESNO TO BAKERSFIELD**
HANFORD WEST BYPASS SUBSECTION
ALIGNMENT HW2 (BELOW-GRADE) - MODIFIED
STA. 1943+00 TO 1974+01
PLAN AND PROFILE

CONTRACT NO.
HSR 06-0003
DRAWING NO.
CB1221
SCALE
AS SHOWN
SHEET NO.
22 OF 29



THE SJVR CROSSING OF THE HST SHALL INCLUDE PHYSICAL MEASURES SUCH AS CONTAINMENT PARAPETS, BARRIERS, GUARDRAILS AND/OR OTHER PHYSICAL DERAILMENT PROTECTION TO MITIGATE THE POTENTIAL FOR ERRANT VEHICLES AND/OR CARGO ON OR APPROACHING THE OVERHEAD FACILITY FROM INTRUDING INTO THE HST FACILITY AND ITS OPERATING SPACE. DESIGN OF THE PHYSICAL MEASURES SHALL BE SUBSTANTIATED BY A SITE-SPECIFIC PRELIMINARY HAZARD ANALYSIS (PHA) AND A THREAT AND VULNERABILITY ASSESSMENT (TVA).

c:\pwworking\hmm\external\alexander.poling-arup.com\dms70809\FB-CB-1035-SJVR.dgn alexander.poling 12/11/2013 3:53:09 PM



STATION	120+00	130+00	140+00	150+00	TOTAL
Exc					
Emb					

REV	DATE	BY	CHK	APP	DESCRIPTION

DESIGNED BY
A. POLING
DRAWN BY
J. BORGESI
CHECKED BY
G. MEJIA
IN CHARGE
R. COFFIN
DATE
12/31/13

**RECORD SET 15%
DESIGN SUBMISSION**

**NOT FOR
CONSTRUCTION**

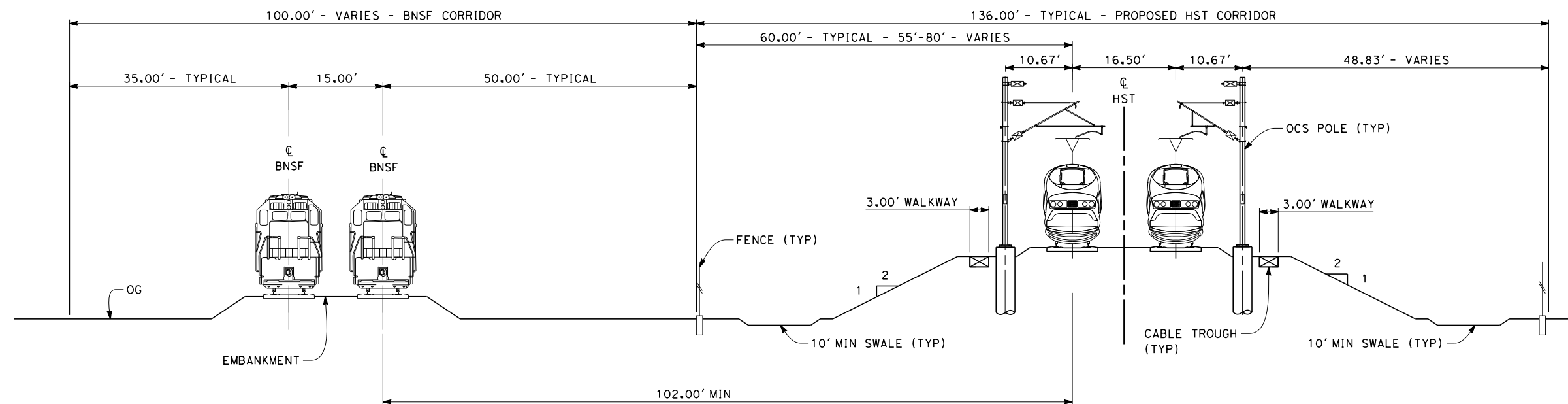


**CALIFORNIA HIGH-SPEED TRAIN PROJECT
FRESNO TO BAKERSFIELD**
HANFORD WEST BYPASS SUBSECTION
SJVR SPUR REALIGNMENT
STA 143+89 TO 150+64
PLAN AND PROFILE

CONTRACT NO.
HSR 06-0003
DRAWING NO.
CB1222
SCALE
AS SHOWN
SHEET NO.
23 OF 29

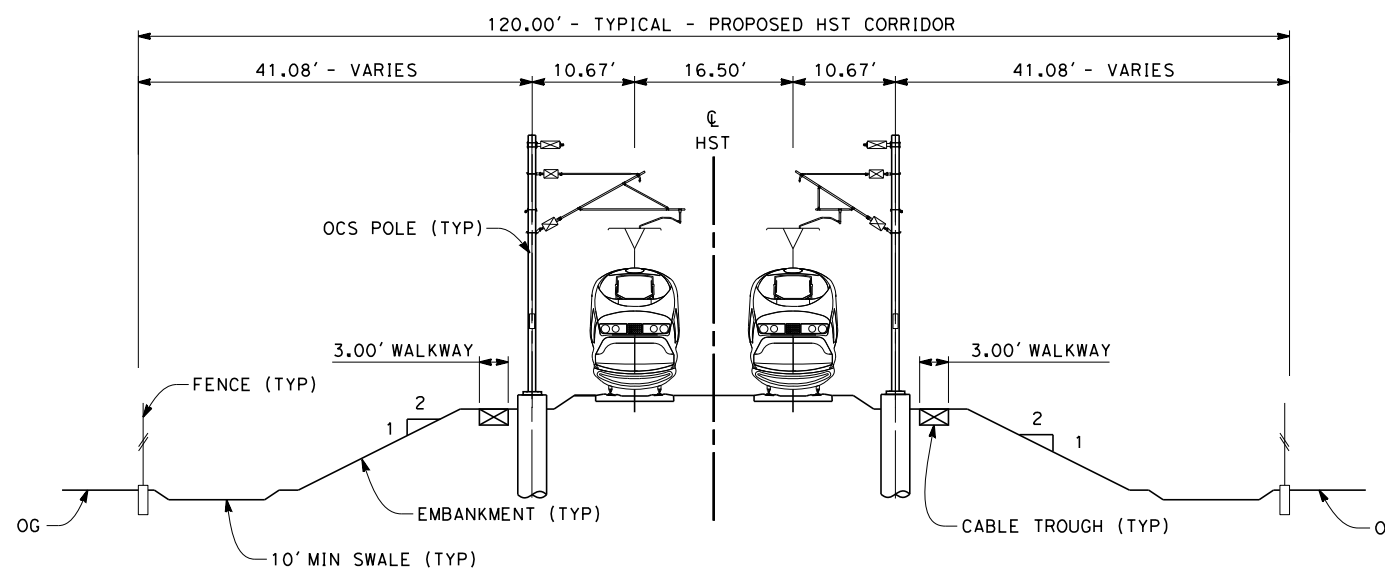
NOTES:

1. TRACKFORM SHOWN IS INDICATIVE.
2. SUPERELEVATION IS NOT SHOWN. THE AMOUNT OF APPLIED SUPERELEVATION IS SHOWN IN THE CURVE DATA TABLES.



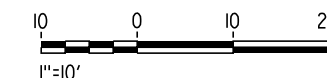
SECTION 1

TWIN TRACK ADJACENT TO BNSF - AT GRADE 136'
STA 1065+00 THROUGH STA 1262+00



SECTION 2

TWIN TRACK AT GRADE 120' ROW/ EMBANKMENT WITH OPEN DRAINAGE
STA 1262+00 THROUGH STA 1407+26
STA 1493+00 THROUGH STA 1778+56
STA 1905+85 THROUGH STA 1974+02



c:\pwworking\hmm\external\alexander.poling-arup.com\dms70809\FB-CB-3201-HW2.dgn

REV	DATE	BY	CHK	APP	DESCRIPTION

DESIGNED BY
A. POLING
DRAWN BY
J. BORGHESI
CHECKED BY
G. MEJIA
IN CHARGE
R. COFFIN
DATE
12/31/13

**RECORD SET 15%
DESIGN SUBMISSION**

**NOT FOR
CONSTRUCTION**

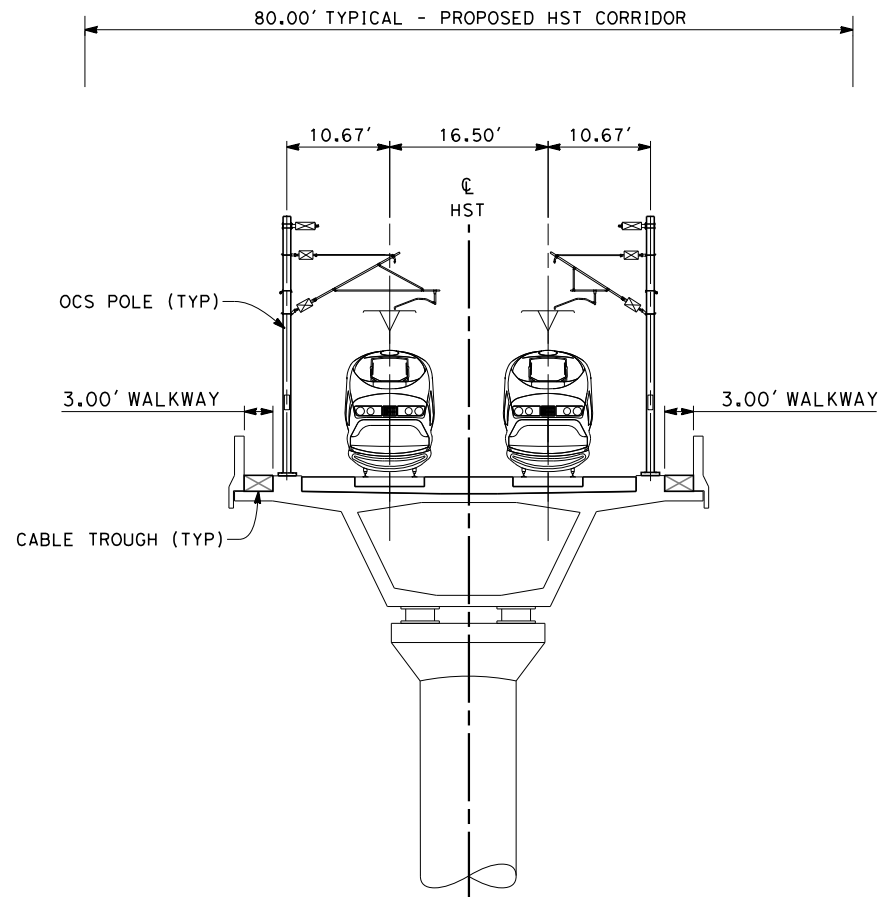


**CALIFORNIA HIGH-SPEED TRAIN PROJECT
FRESNO TO BAKERSFIELD**
HANFORD WEST BYPASS SUBSECTION
ALIGNMENT HW2 (BELOW-GRADE) - MODIFIED
TYPICAL SECTIONS

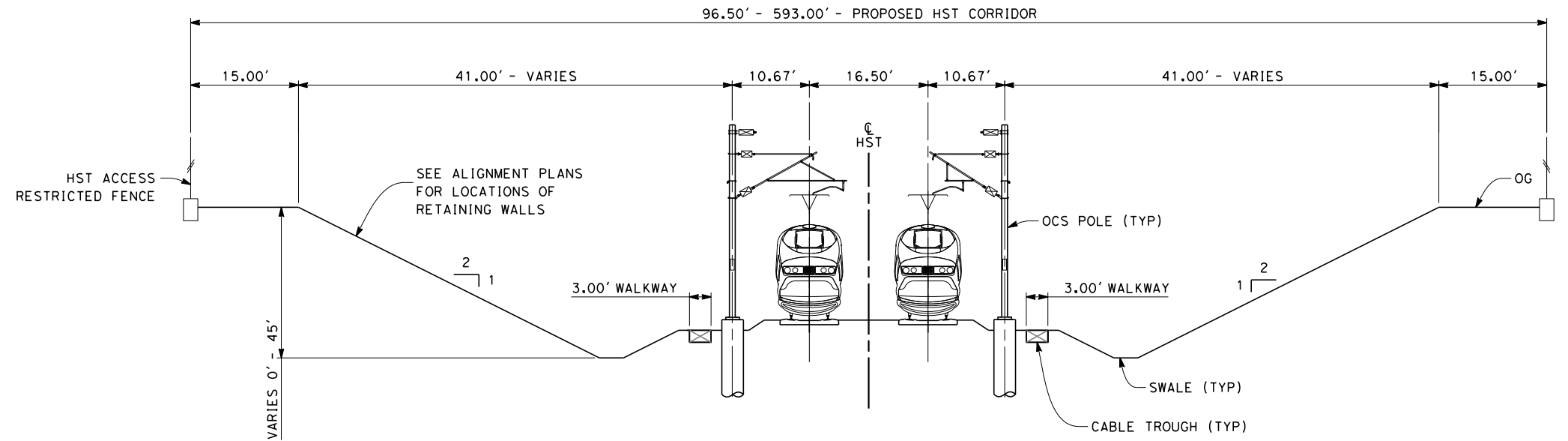
CONTRACT NO.
HSR 06-0003
DRAWING NO.
CB3201
SCALE
AS SHOWN
SHEET NO.
24 OF 29

NOTES:

1. TRACKFORM SHOWN IS INDICATIVE.
2. SUPERELEVATION IS NOT SHOWN. THE AMOUNT OF APPLIED SUPERELEVATION IS SHOWN IN THE CURVE DATA TABLES.
3. FOR STRUCTURE DIMENSIONS SEE STRUCTURAL CROSS SECTIONS.
4. CUT SLOPES GREATER THAN 30 FEET IN DEPTH WILL REQUIRE MID SLOPE BENCHES 6 FEET WIDE WITH A 6% GRADIENT TOWARDS THE LOW END OF THE CUT SLOPE.



SECTION 3
TWIN TRACK AERIAL VIADUCT
STA 1407+26 THROUGH STA 1493+00



SECTION 4
TWIN TRACK IN CUT
STA 1778+56 THROUGH STA 1821+95
STA 1881+95 THROUGH STA 1905+85



c:\pwworking\hmm\external\alexander.poling-arup.com\dms70809\FB-CB-3202-HW2.dgn

REV	DATE	BY	CHK	APP	DESCRIPTION

DESIGNED BY A. POLING
DRAWN BY J. BORGHESI
CHECKED BY G. MEJIA
IN CHARGE R. COFFIN
DATE 12/31/13

**RECORD SET 15%
DESIGN SUBMISSION**

**NOT FOR
CONSTRUCTION**

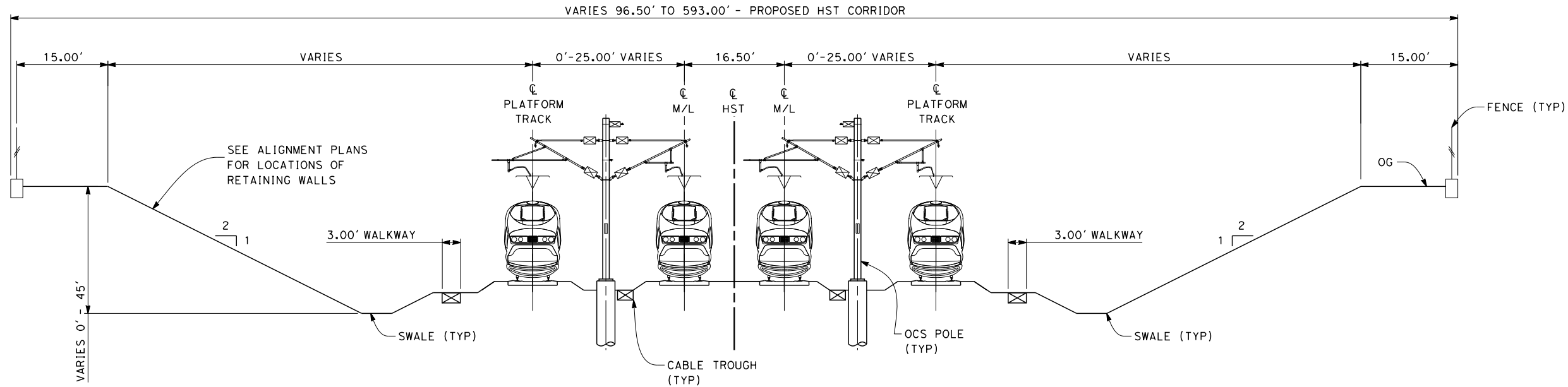


**CALIFORNIA HIGH-SPEED TRAIN PROJECT
FRESNO TO BAKERSFIELD**

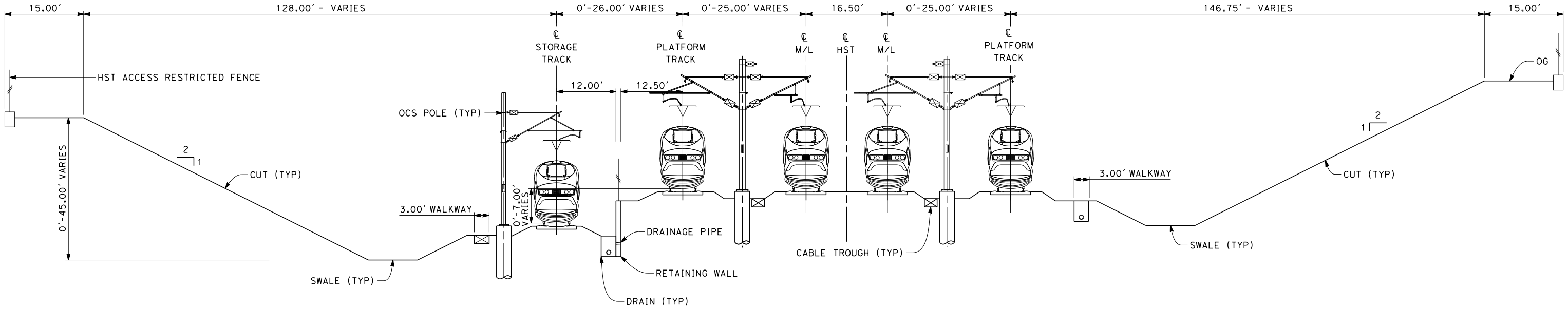
HANFORD WEST BYPASS SUBSECTION
ALIGNMENT HW2 (BELOW-GRADE) - MODIFIED
TYPICAL SECTIONS

CONTRACT NO. HSR 06-0003
DRAWING NO. CB3202
SCALE AS SHOWN
SHEET NO. 25 OF 29

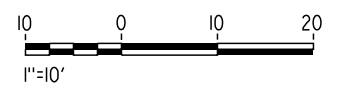
- NOTES:
1. TRACKFORM SHOWN IS INDICATIVE.
 2. SUPERELEVATION IS NOT SHOWN. THE AMOUNT OF APPLIED SUPERELEVATION IS SHOWN IN THE CURVE DATA TABLES.
 3. HST CORRIDOR WIDTH VARIES THROUGH THE STATION ACCORDING TO THE STATION FACILITIES PROVIDED. SEE STATION DRAWINGS FOR DETAILS.
 4. AS PER TM 2.9.10 CUT SLOPES GREATER THAN 30 FEET IN DEPTH WILL REQUIRE MID SLOPE BENCHES 6 FEET WIDE WITH A 6% GRADIENT TOWARDS THE LOW END OF THE CUT SLOPE.



SECTION 5
 4 TRACK IN CUT
 STA 1821+95 THROUGH STA 1825+45
 STA 1878+45 THROUGH STA 1881+95



SECTION 6
 4 TRACK IN CUT INCLUDING STORAGE TRACKS
 STA 1825+45 THROUGH 1844+15



\$USER \$ DATE \$ TIME \$ FILE \$

REV	DATE	BY	CHK	APP	DESCRIPTION

DESIGNED BY
 A. POLING
 DRAWN BY
 J. BORGHESI
 CHECKED BY
 G. MEJIA
 IN CHARGE
 R. COFFIN
 DATE
 12/31/13

**RECORD SET 15%
 DESIGN SUBMISSION**

**NOT FOR
 CONSTRUCTION**

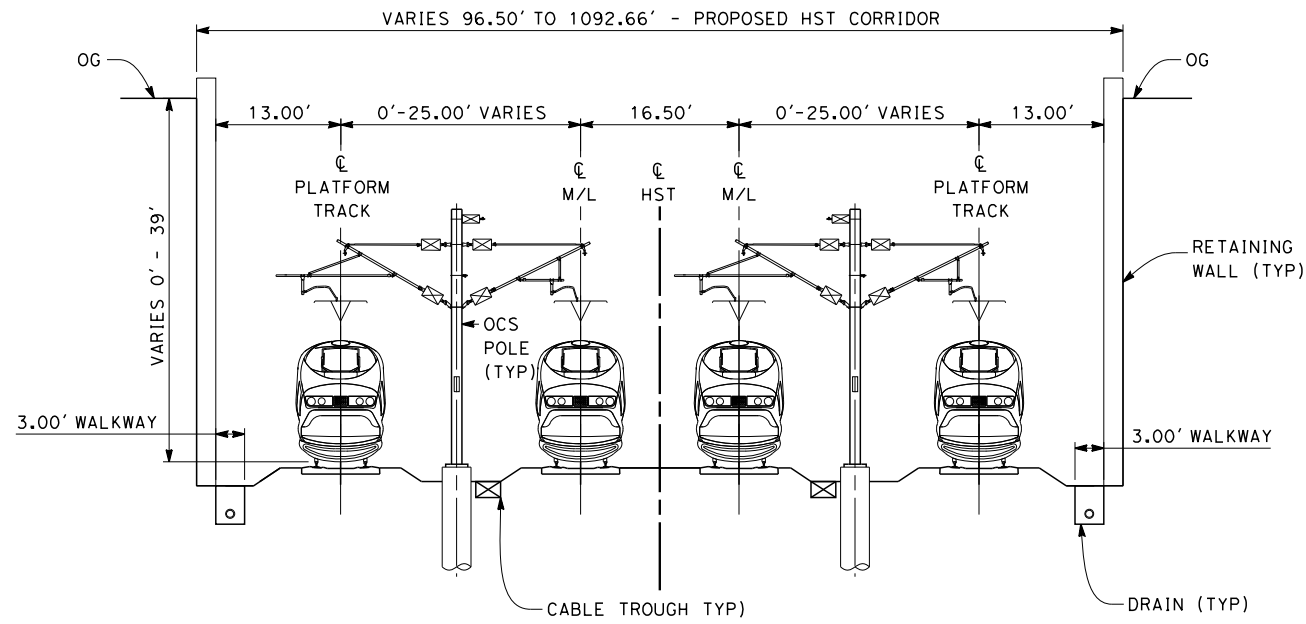


CALIFORNIA HIGH-SPEED TRAIN PROJECT
FRESNO TO BAKERSFIELD
 HANFORD WEST BYPASS SUBSECTION
 ALIGNMENT HW2 (BELOW-GRADE) - MODIFIED
 TYPICAL SECTIONS

CONTRACT NO.
 HSR 06-0003
 DRAWING NO.
 CB3203
 SCALE
 AS SHOWN
 SHEET NO.
 26 OF 29

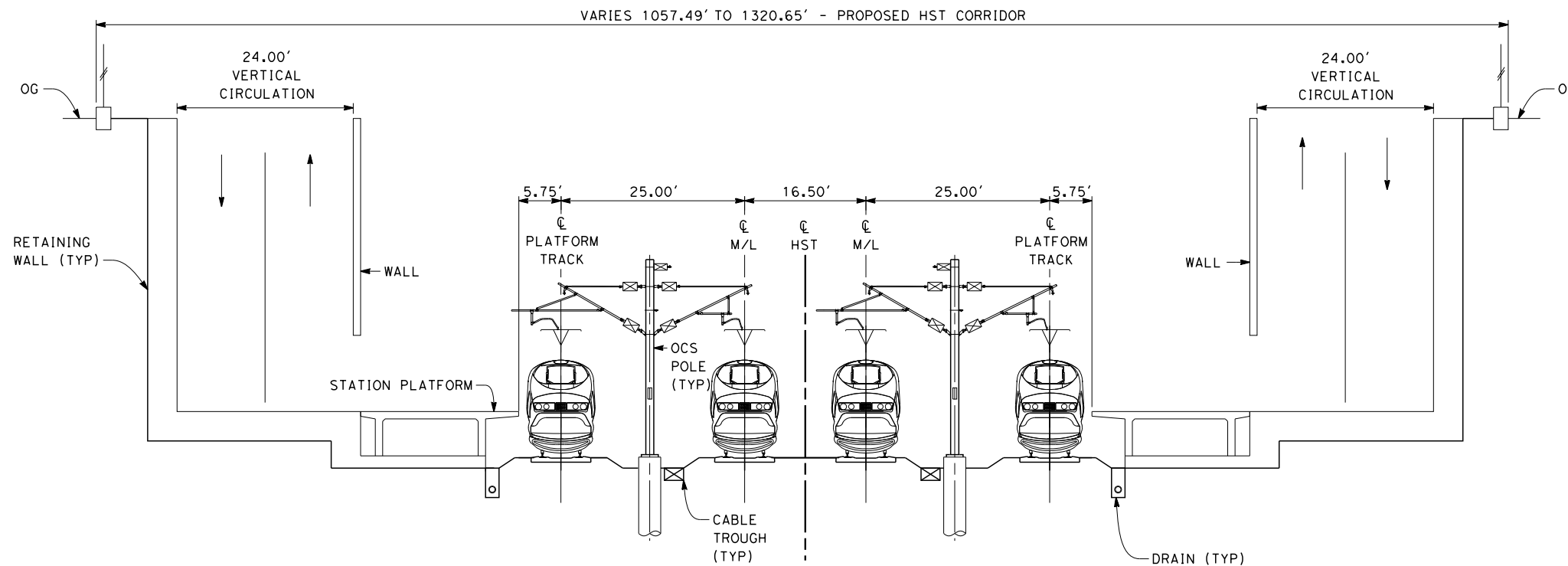
NOTES:

1. TRACKFORM SHOWN IS INDICATIVE.
2. SUPERELEVATION IS NOT SHOWN. THE AMOUNT OF APPLIED SUPERELEVATION IS SHOWN IN THE CURVE DATA TABLES.
3. HST CORRIDOR WIDTH VARIES THROUGH THE STATION ACCORDING TO THE STATION FACILITIES PROVIDED. SEE STATION DRAWINGS FOR DETAILS.



SECTION 7

4 TRACK IN RETAINED CUT
 STA 1844+15 THROUGH STA 1844+90
 STA 1859+00 THROUGH STA 1859+75



SECTION 8

4 TRACK IN RETAINED CUT WITH PLATFORMS
 STA 1844+90 THROUGH STA 1859+00



\$USER \$ DATE \$ TIME \$ FILE \$

REV	DATE	BY	CHK	APP	DESCRIPTION

DESIGNED BY
A. POLING
 DRAWN BY
J. BORGHESI
 CHECKED BY
G. MEJIA
 IN CHARGE
R. COFFIN
 DATE
12/31/13

**RECORD SET 15%
 DESIGN SUBMISSION**

**NOT FOR
 CONSTRUCTION**

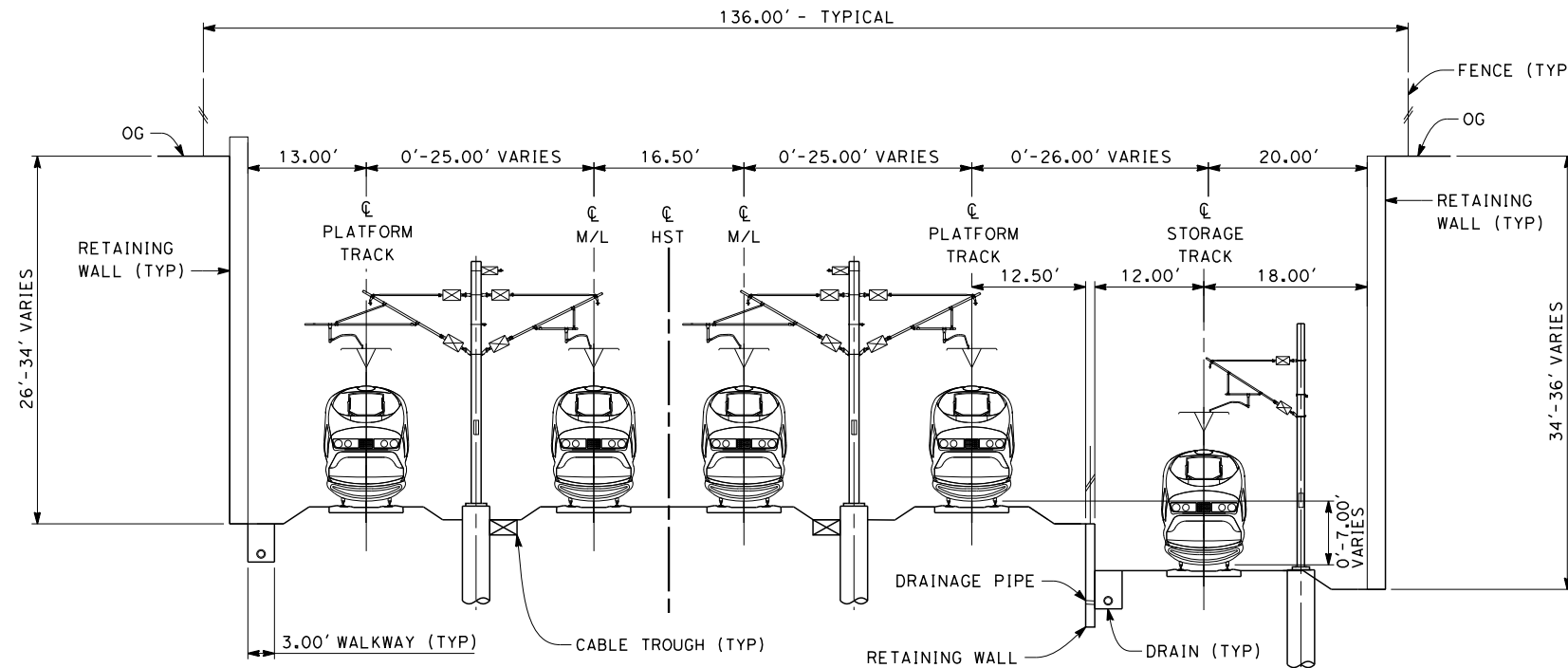


**CALIFORNIA HIGH-SPEED TRAIN PROJECT
 FRESNO TO BAKERSFIELD**
 HANFORD WEST BYPASS SUBSECTION
 ALIGNMENT HW2 (BELOW-GRADE) - MODIFIED
 TYPICAL SECTIONS

CONTRACT NO.
HSR 06-0003
 DRAWING NO.
CB3204
 SCALE
AS SHOWN
 SHEET NO.
27 OF 29

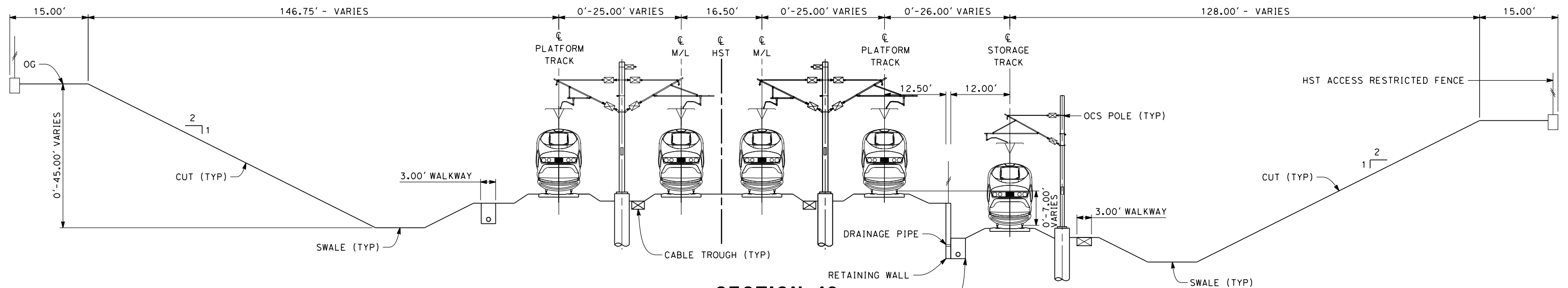
NOTES:

1. TRACKFORM SHOWN IS INDICATIVE.
2. SUPERELEVATION IS NOT SHOWN. THE AMOUNT OF APPLIED SUPERELEVATION IS SHOWN IN THE CURVE DATA TABLES.
3. HST CORRIDOR WIDTH VARIES THROUGH THE STATION ACCORDING TO THE STATION FACILITIES PROVIDED. SEE STATION DRAWINGS FOR DETAILS.
4. CUT SLOPES GREATER THAN 30 FEET IN DEPTH WILL REQUIRE MID SLOPE BENCHES 6 FEET WIDE WITH A 6% GRADIENT TOWARDS THE LOW END OF THE CUT SLOPE.



SECTION 9

5 TRACK IN RETAINED CUT INCLUDING STORAGE TRACKS
STA 1859+75 THROUGH 1861+77



SECTION 10

5 TRACK IN CUT INCLUDING STORAGE TRACKS
STA 1861+77 THROUGH STA 1878+45



\$USER \$DATE \$TIME \$FILE

REV	DATE	BY	CHK	APP	DESCRIPTION

DESIGNED BY
A. POLING
DRAWN BY
J. BORGHESI
CHECKED BY
G. MEJIA
IN CHARGE
R. COFFIN
DATE
12/31/13

**RECORD SET 15%
DESIGN SUBMISSION**

**NOT FOR
CONSTRUCTION**

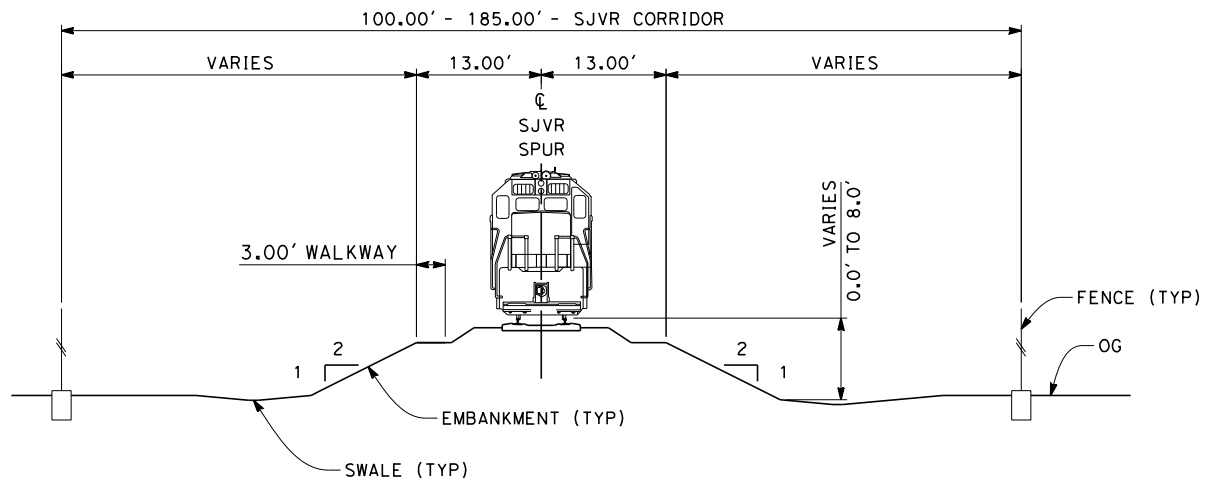


**CALIFORNIA HIGH-SPEED TRAIN PROJECT
FRESNO TO BAKERSFIELD**
HANFORD WEST BYPASS SUBSECTION
ALIGNMENT HW2 (BELOW-GRADE) - MODIFIED
TYPICAL SECTIONS

CONTRACT NO.
HSR 06-0003
DRAWING NO.
CB3205
SCALE
AS SHOWN
SHEET NO.
28 OF 29

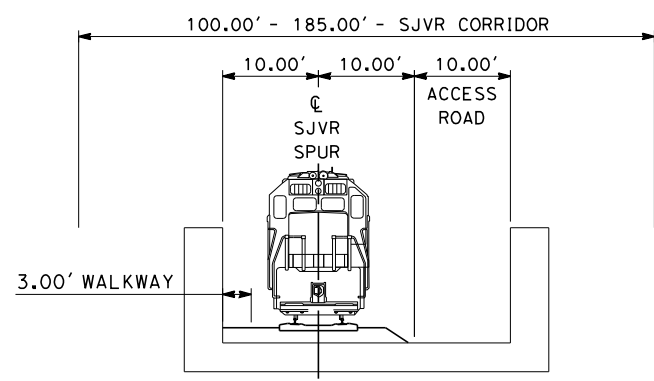
NOTES:-

1. TRACKFORM SHOWN IS INDICATIVE.
2. FOR STRUCTURE DIMENSIONS SEE STRUCTURAL CROSS SECTIONS.
3. THE SJVR CROSSING OF THE HST SHALL INCLUDE PHYSICAL MEASURES SUCH AS CONTAINMENT PARAPETS, BARRIERS, GUARDRAILS AND/OR OTHER PHYSICAL DERAILMENT PROTECTION TO MITIGATE THE POTENTIAL FOR ERRANT VEHICLES AND/OR CARGO ON OR APPROACHING THE OVERHEAD FACILITY FROM INTRUDING INTO THE HST FACILITY AND ITS OPERATING SPACE. DESIGN OF THE PHYSICAL MEASURES SHALL BE SUBSTANTIATED BY A SITE-SPECIFIC PRELIMINARY HAZARD ANALYSIS (PHA) AND A THREAT AND VUNERABILITY ASSESSMENT (TVA).



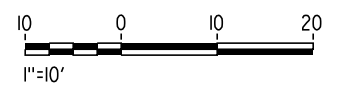
SECTION 11

1 TRACK AT GRADE
 STA 140+48 THROUGH STA 142+98
 STA 144+18 THROUGH STA 147+24



SECTION 12

1 TRACK AERIAL STRUCTURE
 STA 142+98 THROUGH STA 144+18



c:\pwworking\hmm\external\alexander.poling-arup.com\dms70809\FB-CB-3206-SJVR.dgn

REV	DATE	BY	CHK	APP	DESCRIPTION

DESIGNED BY
A. POLING
 DRAWN BY
J. BORGHESI
 CHECKED BY
G. MEJIA
 IN CHARGE
R. COFFIN
 DATE
12/31/13

**RECORD SET 15%
 DESIGN SUBMISSION**

**NOT FOR
 CONSTRUCTION**



**CALIFORNIA HIGH-SPEED TRAIN PROJECT
 FRESNO TO BAKERSFIELD**
 HANFORD WEST BYPASS SUBSECTION
 SJVR SPUR REALIGNMENT
 TYPICAL SECTIONS


CONTRACT NO.
HSR 06-0003
 DRAWING NO.
CB3206
 SCALE
AS SHOWN
 SHEET NO.
29 OF 29



\$FILE \$
 \$PLTDRVS \$
 \$PENTBLS \$
 \$TIME \$
 \$DATE \$
 \$USER \$

LEGEND

- +— EXISTING FREIGHT RAILROAD
- PROPOSED CHST



REV	DATE	BY	CHK	APP	DESCRIPTION

DESIGNED BY
A. POLING
 DRAWN BY
P. TONKIN
 CHECKED BY
D. HUNT
 IN CHARGE
R. COFFIN
 DATE
12/31/13

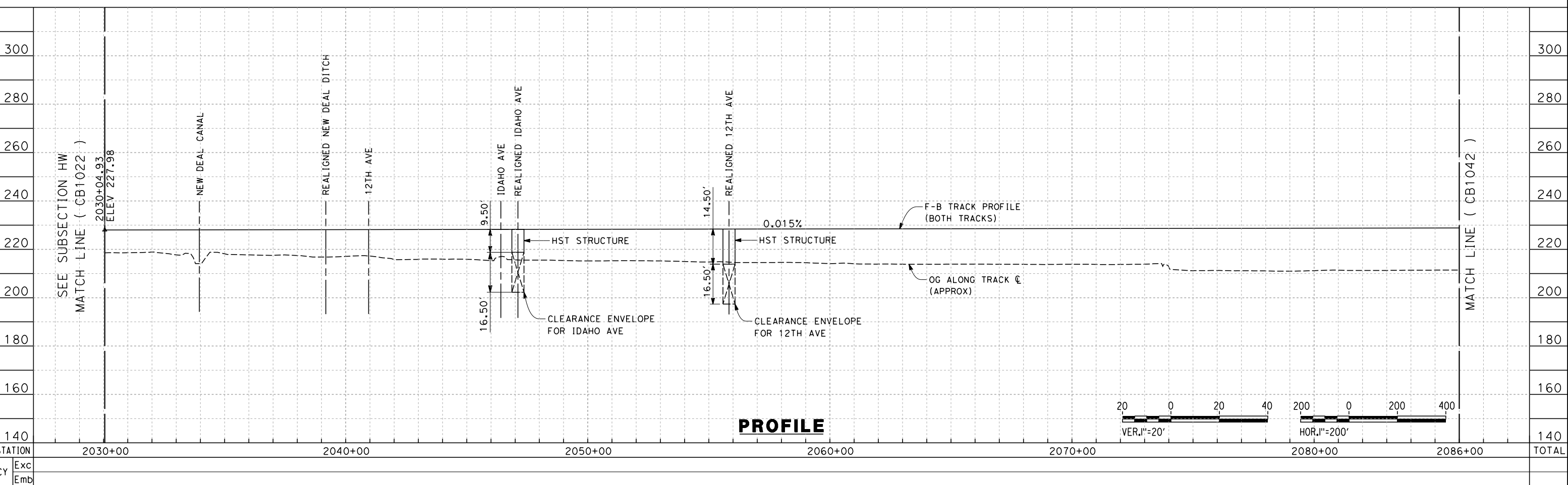
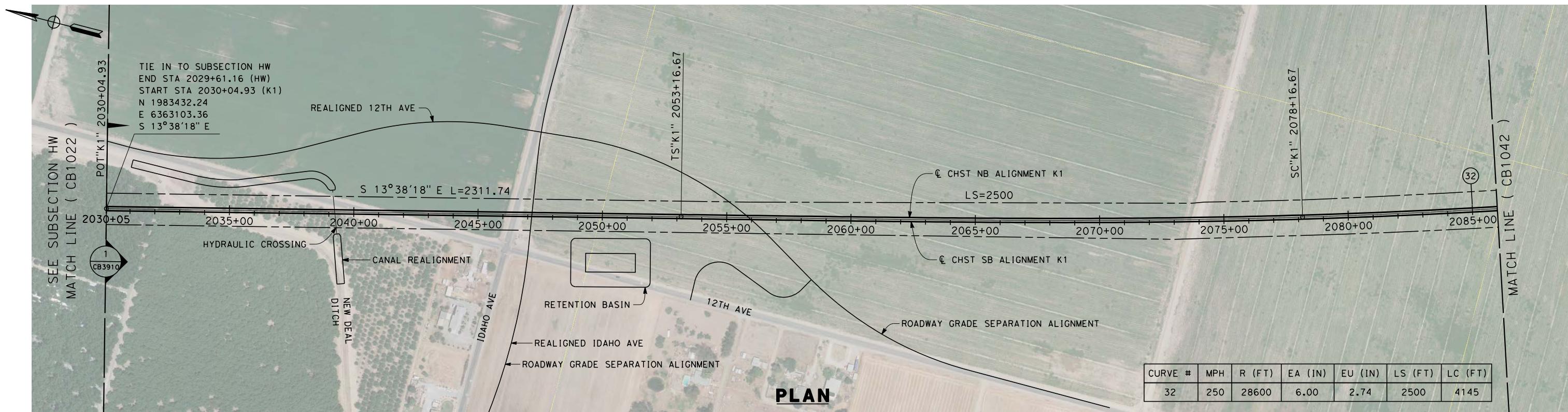
**RECORD SET 15%
 DESIGN SUBMISSION**

**NOT FOR
 CONSTRUCTION**



CALIFORNIA HIGH-SPEED TRAIN PROJECT
FRESNO TO BAKERSFIELD
 KAWEAH SUBSECTION
 ALIGNMENT K1
 STA 2030+05 TO 2564+53
 KEY MAP

CONTRACT NO.
 HSR 06-0003
 DRAWING NO.
 CB1040
 SCALE
 AS SHOWN
 SHEET NO.
 1 OF 16



alexander.poling.12/12/2013 11:18:51 AM c:\pwworking\hmm\external\alexander.poling-arup.com\dms70814\FB-CB-1041.dgn

REV	DATE	BY	CHK	APP	DESCRIPTION

DESIGNED BY
A. POLING
DRAWN BY
P. TONKIN
CHECKED BY
D. HUNT
IN CHARGE
R. COFFIN
DATE
12/31/13

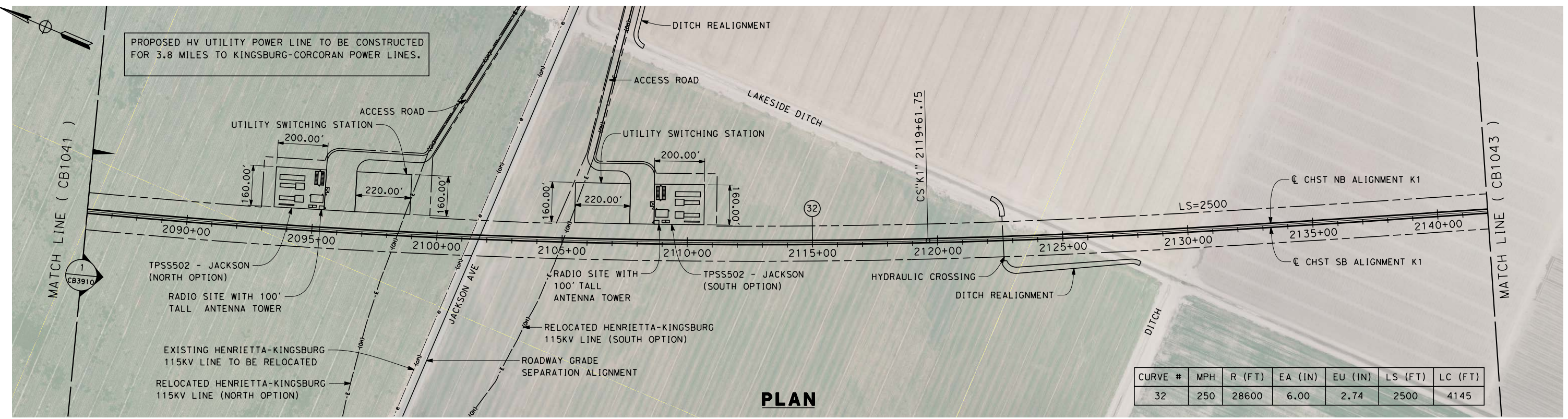
**RECORD SET 15%
DESIGN SUBMISSION**

**NOT FOR
CONSTRUCTION**

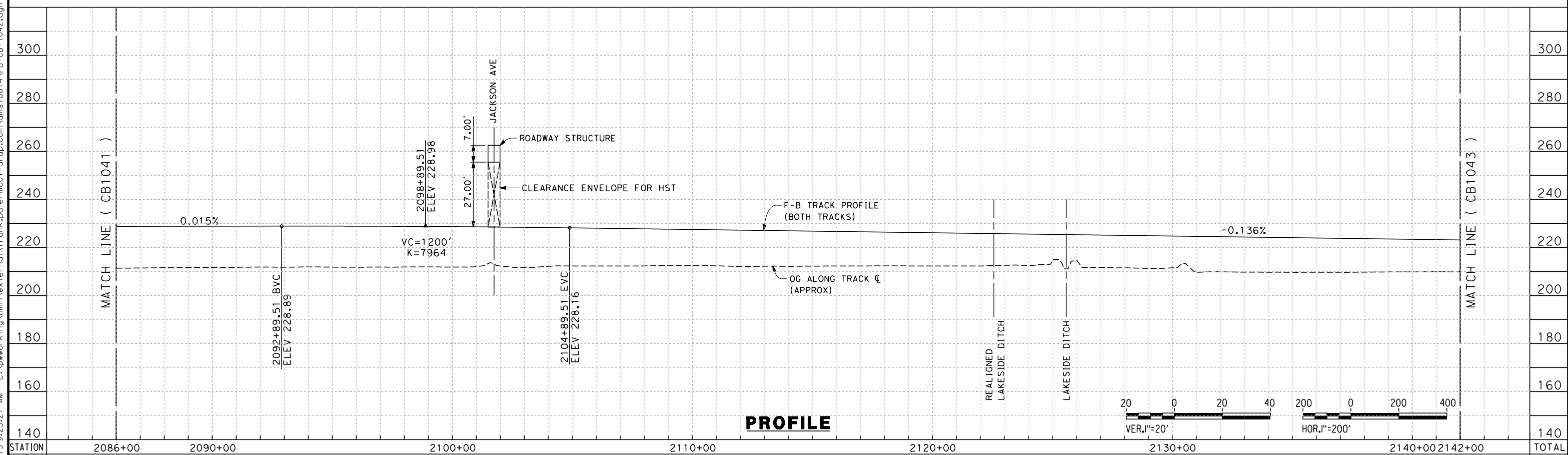


**CALIFORNIA HIGH-SPEED TRAIN PROJECT
FRESNO TO BAKERSFIELD**
KAWEAH SUBSECTION
ALIGNMENT K1
STA. 2030+05 TO 2086+00
PLAN AND PROFILE

CONTRACT NO.
HSR 06-0003
DRAWING NO.
CB1041
SCALE
AS SHOWN
SHEET NO.
2 OF 16



PLAN



PROFILE

STATION	2086+00	2090+00	2100+00	2110+00	2120+00	2130+00	2140+00	2142+00	TOTAL
Exc									
Emb									

REV	DATE	BY	CHK	APP	DESCRIPTION

DESIGNED BY
A. POLING
DRAWN BY
P. TONKIN
CHECKED BY
D. HUNT
IN CHARGE
R. COFFIN
DATE
12/31/13

**RECORD SET 15%
DESIGN SUBMISSION**

**NOT FOR
CONSTRUCTION**

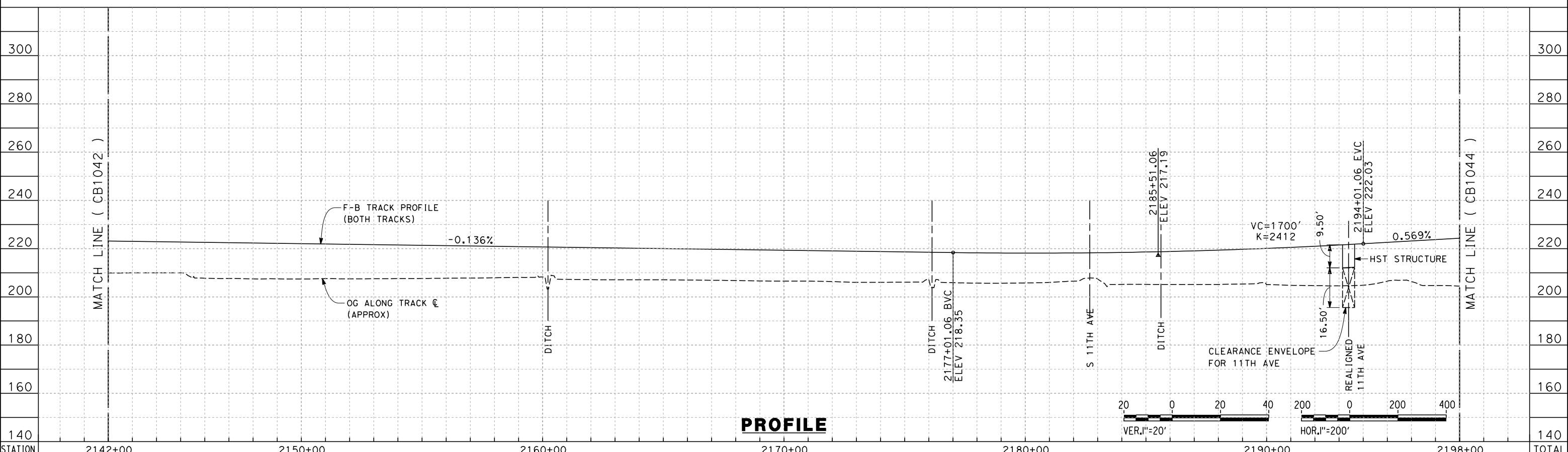
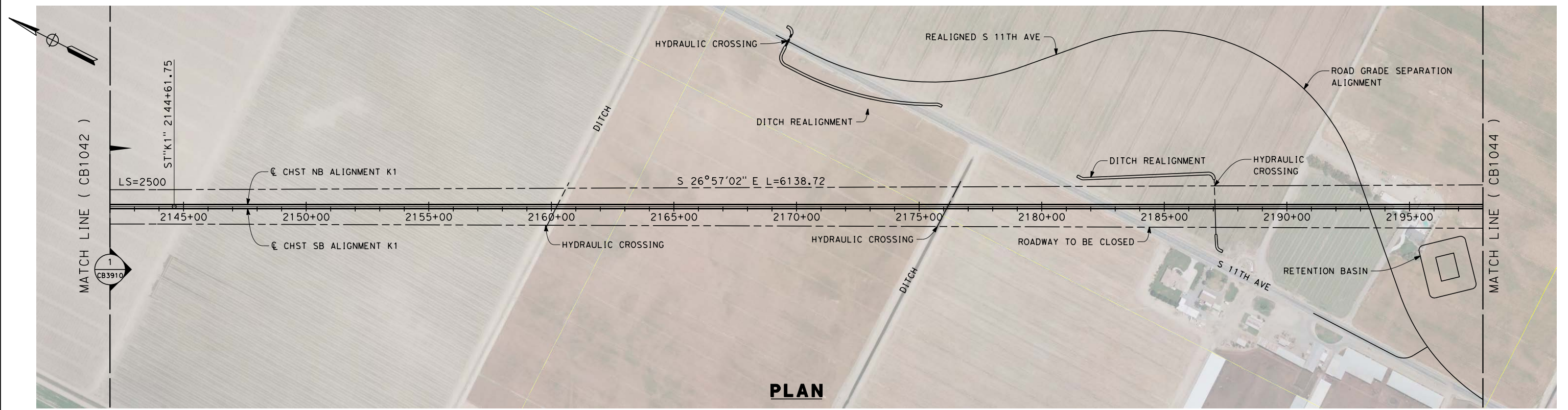


**CALIFORNIA HIGH-SPEED TRAIN PROJECT
FRESNO TO BAKERSFIELD**
KAWEAH SUBSECTION
ALIGNMENT K1
STA 2086+00 TO 2142+00
PLAN AND PROFILE

CONTRACT NO.
HSR 06-0003
DRAWING NO.
CB1042
SCALE
AS SHOWN
SHEET NO.
3 OF 16

12/31/2013 9:23:27 AM c:\pwworking\hmm\external\frank.palermo01-arup.com\dms70814\FB-CB-1042.dgn frank.palermo

alexander.poling.12/12/2013 11:22:04 AM c:\pwworking\hmm\external\alexander.poling-arup.com\dms70814\FB-CB-1043.dgn



STATION	2142+00	2150+00	2160+00	2170+00	2180+00	2190+00	2198+00	TOTAL
Exc								
Emb								

REV	DATE	BY	CHK	APP	DESCRIPTION

DESIGNED BY
A. POLING
DRAWN BY
P. TONKIN
CHECKED BY
D. HUNT
IN CHARGE
R. COFFIN
DATE
12/31/13

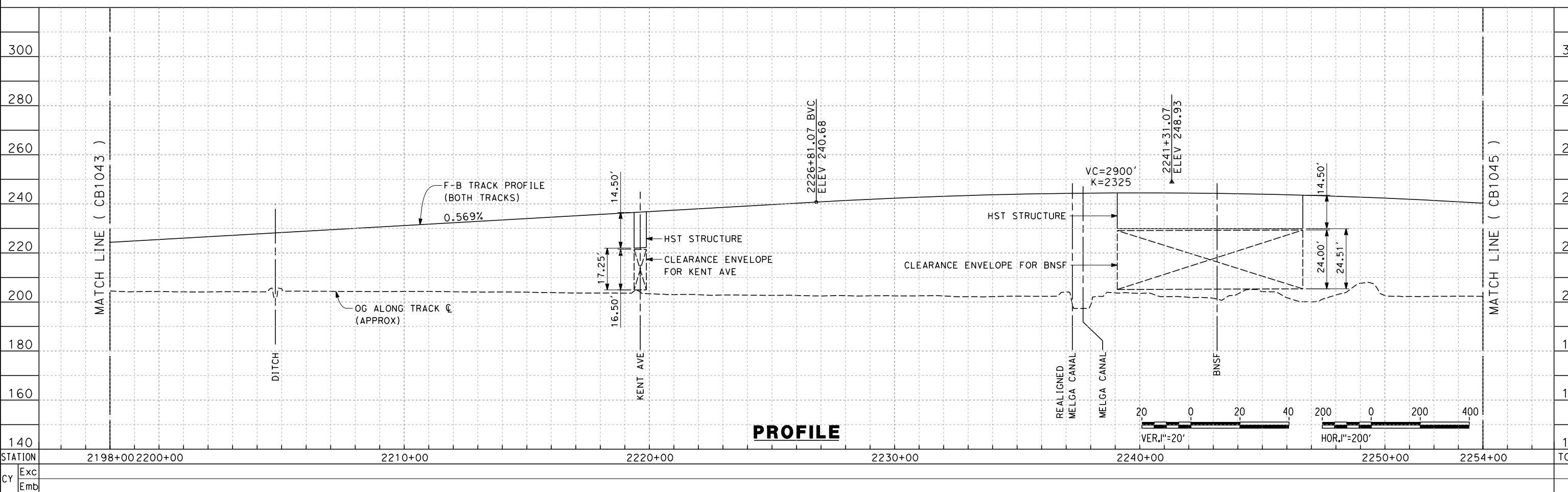
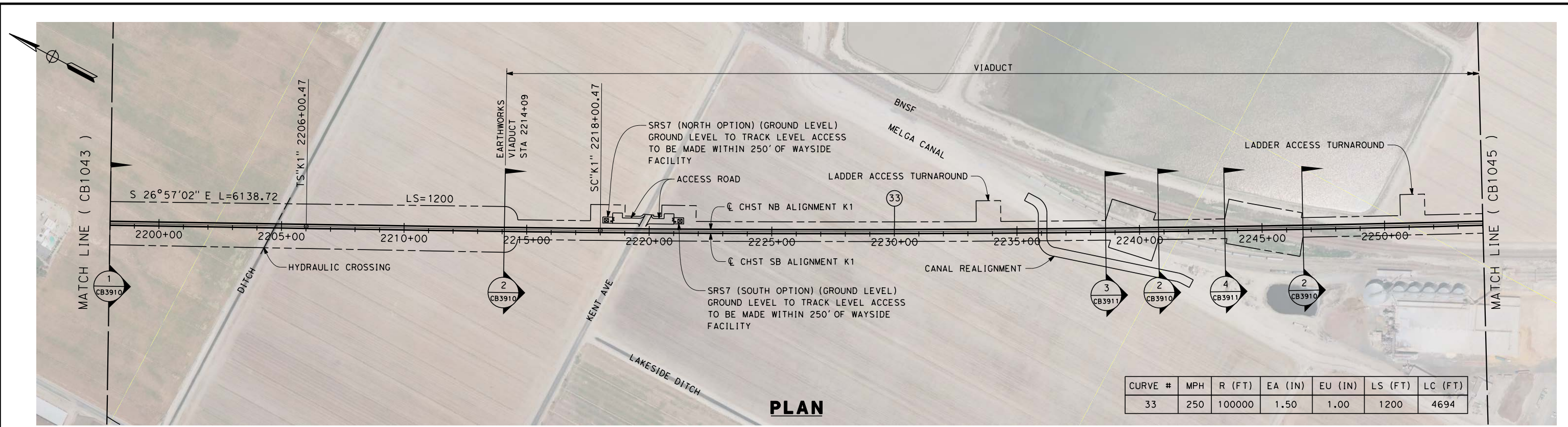
**RECORD SET 15%
DESIGN SUBMISSION**

**NOT FOR
CONSTRUCTION**



**CALIFORNIA HIGH-SPEED TRAIN PROJECT
FRESNO TO BAKERSFIELD**
KAWEAH SUBSECTION
ALIGNMENT K1
STA 2142+00 TO 2198+00
PLAN AND PROFILE

CONTRACT NO.
HSR 06-0003
DRAWING NO.
CB1043
SCALE
AS SHOWN
SHEET NO.
4 OF 16



alexander.poling.12/12/2013 11:23:42 AM c:\pwworking\hmm\external\alexander.poling-arup.com\dms70814\FB-CB-1044.dgn

REV	DATE	BY	CHK	APP	DESCRIPTION

DESIGNED BY
A. POLING
DRAWN BY
P. TONKIN
CHECKED BY
D. HUNT
IN CHARGE
R. COFFIN
DATE
12/31/13

**RECORD SET 15%
DESIGN SUBMISSION**

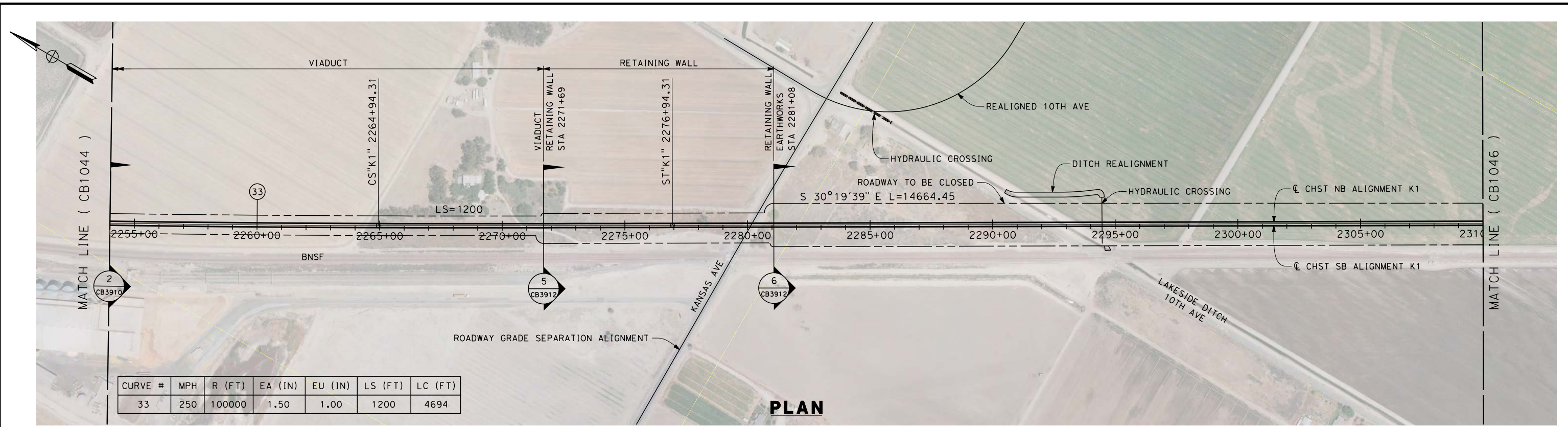
**NOT FOR
CONSTRUCTION**



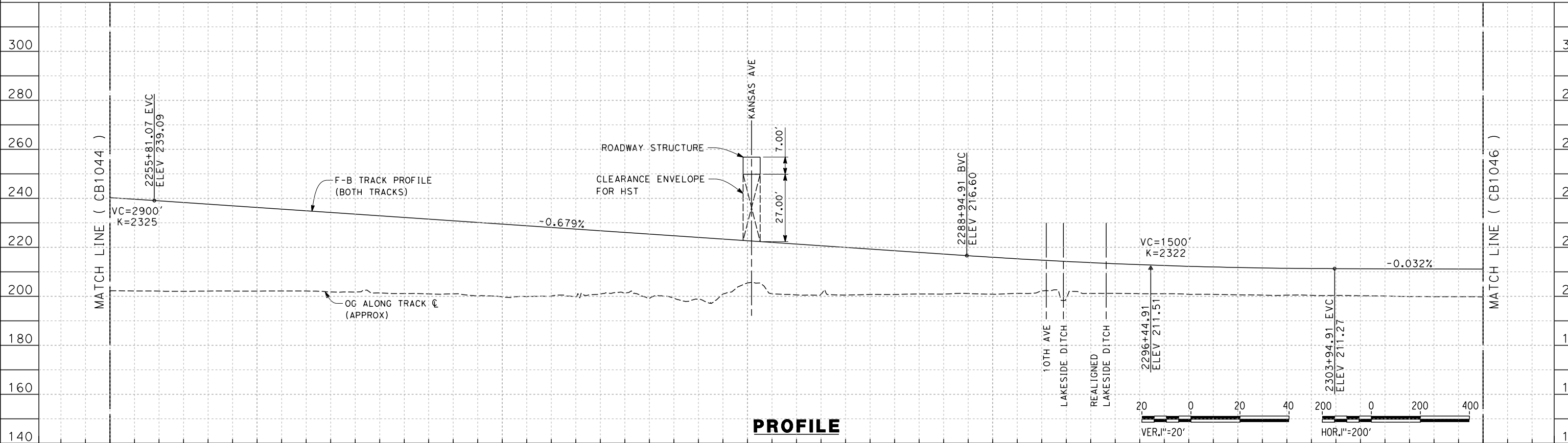
**CALIFORNIA HIGH-SPEED TRAIN PROJECT
FRESNO TO BAKERSFIELD**

KAWEAH SUBSECTION
ALIGNMENT K1
STA 2198+00 TO 2254+00
PLAN AND PROFILE

CONTRACT NO.
HSR 06-0003
DRAWING NO.
CB1044
SCALE
AS SHOWN
SHEET NO.
5 OF 16



PLAN



PROFILE

STATION	2254+00	2260+00	2270+00	2280+00	2290+00	2300+00	2310+00	TOTAL
---------	---------	---------	---------	---------	---------	---------	---------	-------

CY	Exc	Emb						
----	-----	-----	--	--	--	--	--	--

12/12/2013 7:23:17 PM c:\pwworking\hmm\external\paul.tonkin\01-arup.com\dms70814\FB-CB-1045.dgn paul.tonkin

DESIGNED BY
A. POLING
DRAWN BY
P. TONKIN
CHECKED BY
D. HUNT
IN CHARGE
R. COFFIN
DATE
12/31/13

**RECORD SET 15%
DESIGN SUBMISSION**

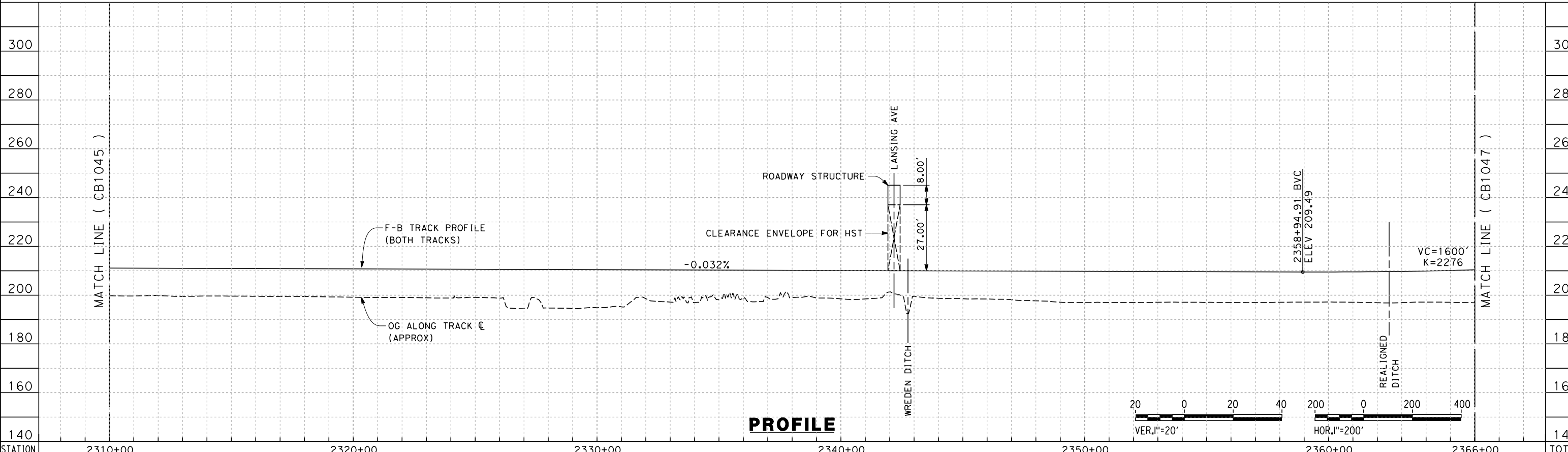
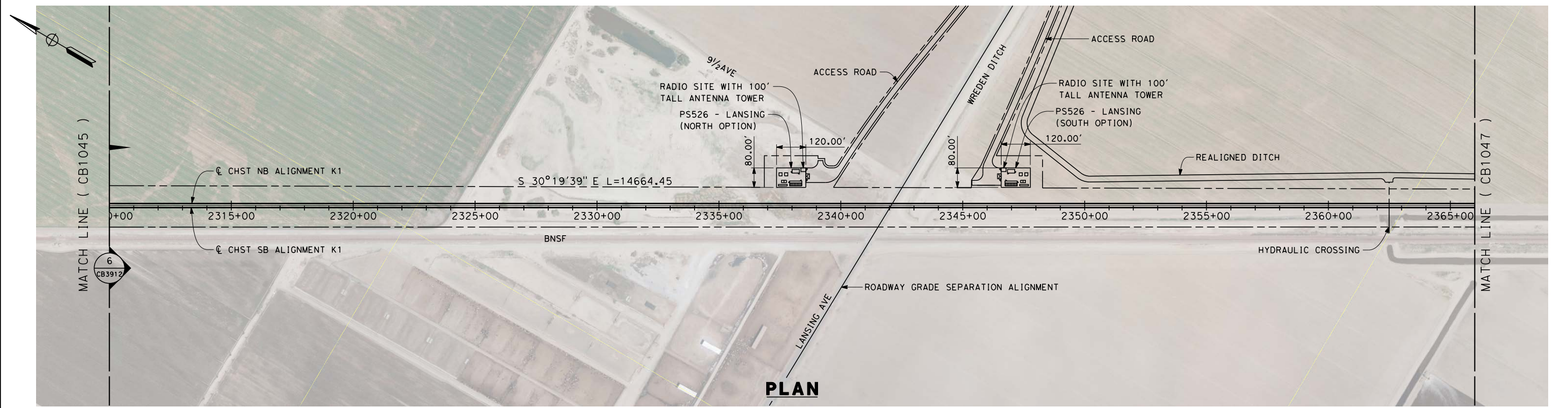
**NOT FOR
CONSTRUCTION**



**CALIFORNIA HIGH-SPEED TRAIN PROJECT
FRESNO TO BAKERSFIELD**
KAWEAH SUBSECTION
ALIGNMENT K1
STA 2254+00 TO 2310+00
PLAN AND PROFILE

CONTRACT NO.
HSR 06-0003
DRAWING NO.
CB1045
SCALE
AS SHOWN
SHEET NO.
6 OF 16

12/23/2013 10:46:35 AM c:\pwworking\hmm\external\paul.tonkin\01-arup.com\dms70814\FB-CB-1046.dgn paul.tonkin



STATION	2310+00	2320+00	2330+00	2340+00	2350+00	2360+00	2366+00	TOTAL
Exc								
Emb								

REV	DATE	BY	CHK	APP	DESCRIPTION

DESIGNED BY
A. POLING
DRAWN BY
P. TONKIN
CHECKED BY
D. HUNT
IN CHARGE
R. COFFIN
DATE
12/31/13

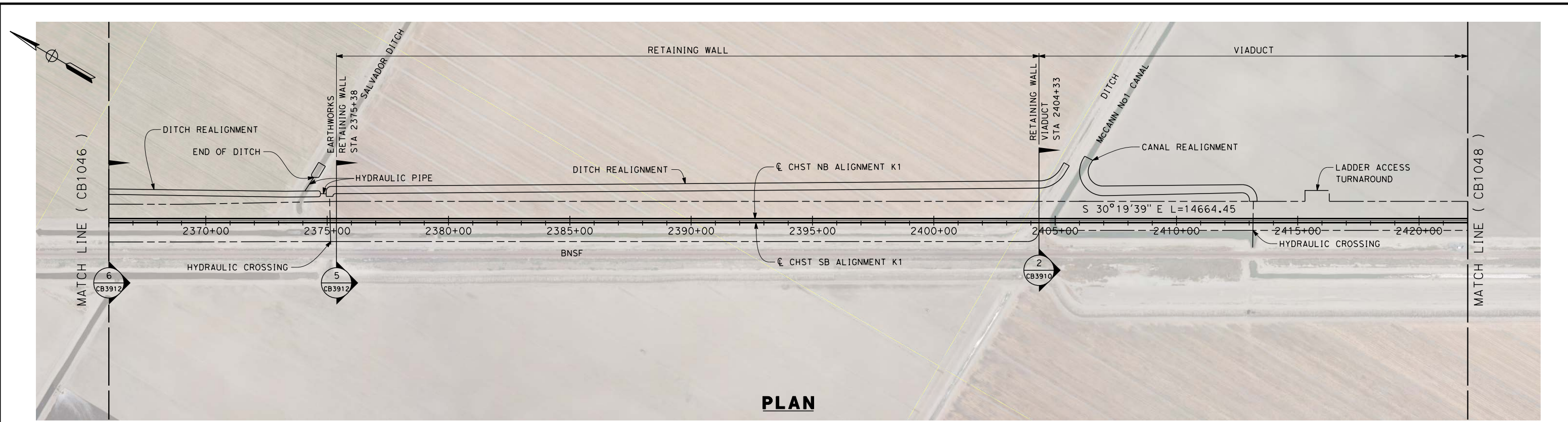
**RECORD SET 15%
DESIGN SUBMISSION**

**NOT FOR
CONSTRUCTION**

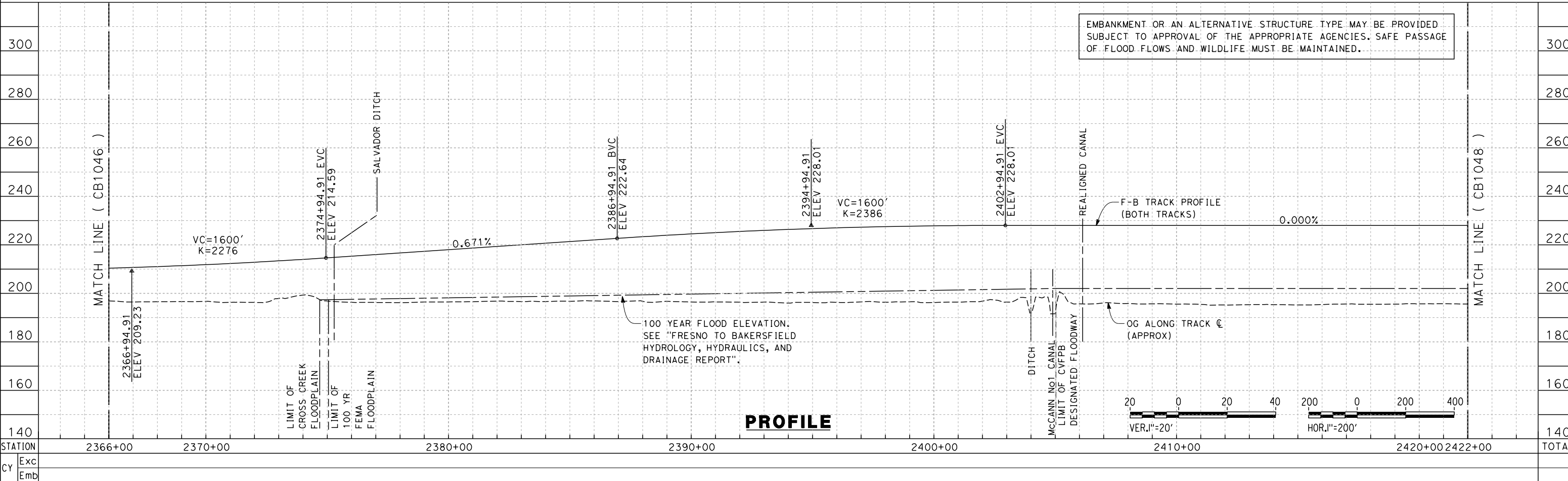


**CALIFORNIA HIGH-SPEED TRAIN PROJECT
FRESNO TO BAKERSFIELD**
KAWEAH SUBSECTION
ALIGNMENT K1
STA 2310+00 TO 2366+00
PLAN AND PROFILE

CONTRACT NO.
HSR 06-0003
DRAWING NO.
CB1046
SCALE
AS SHOWN
SHEET NO.
7 OF 16



PLAN



PROFILE

EMBANKMENT OR AN ALTERNATIVE STRUCTURE TYPE MAY BE PROVIDED SUBJECT TO APPROVAL OF THE APPROPRIATE AGENCIES. SAFE PASSAGE OF FLOOD FLOWS AND WILDLIFE MUST BE MAINTAINED.

12/12/2013 7:41:46 PM c:\pwworking\hmm\external\paul.tonkin\01-arup.com\dms70814\FB-CB-1047.dgn paul.tonkin

REV	DATE	BY	CHK	APP	DESCRIPTION

DESIGNED BY
A. POLING
DRAWN BY
P. TONKIN
CHECKED BY
D. HUNT
IN CHARGE
R. COFFIN
DATE
12/31/13

**RECORD SET 15%
DESIGN SUBMISSION**

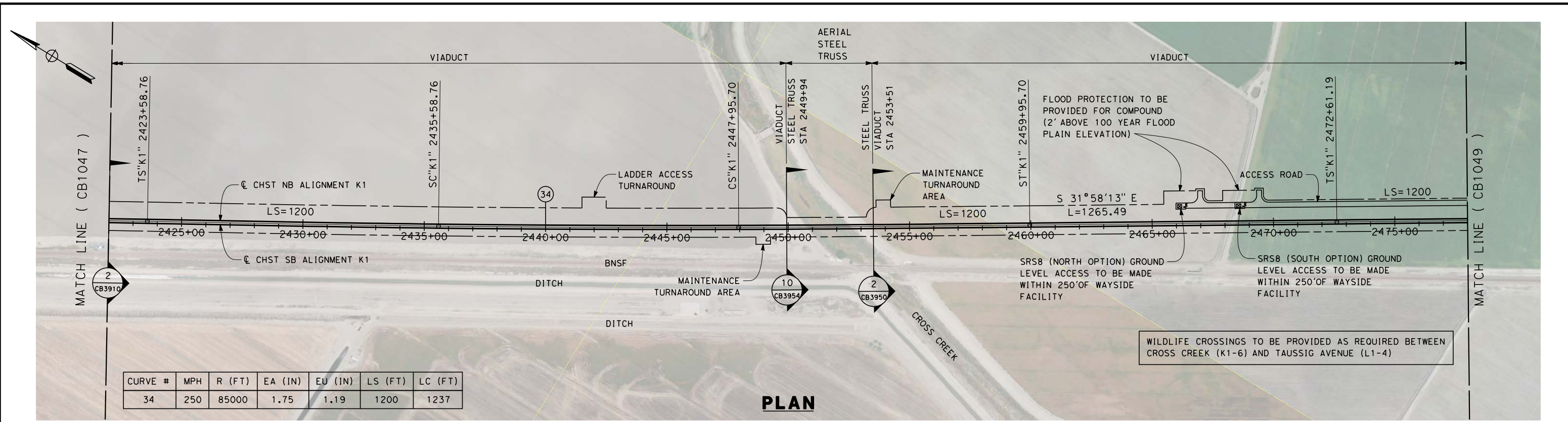
**NOT FOR
CONSTRUCTION**



**CALIFORNIA HIGH-SPEED TRAIN PROJECT
FRESNO TO BAKERSFIELD**

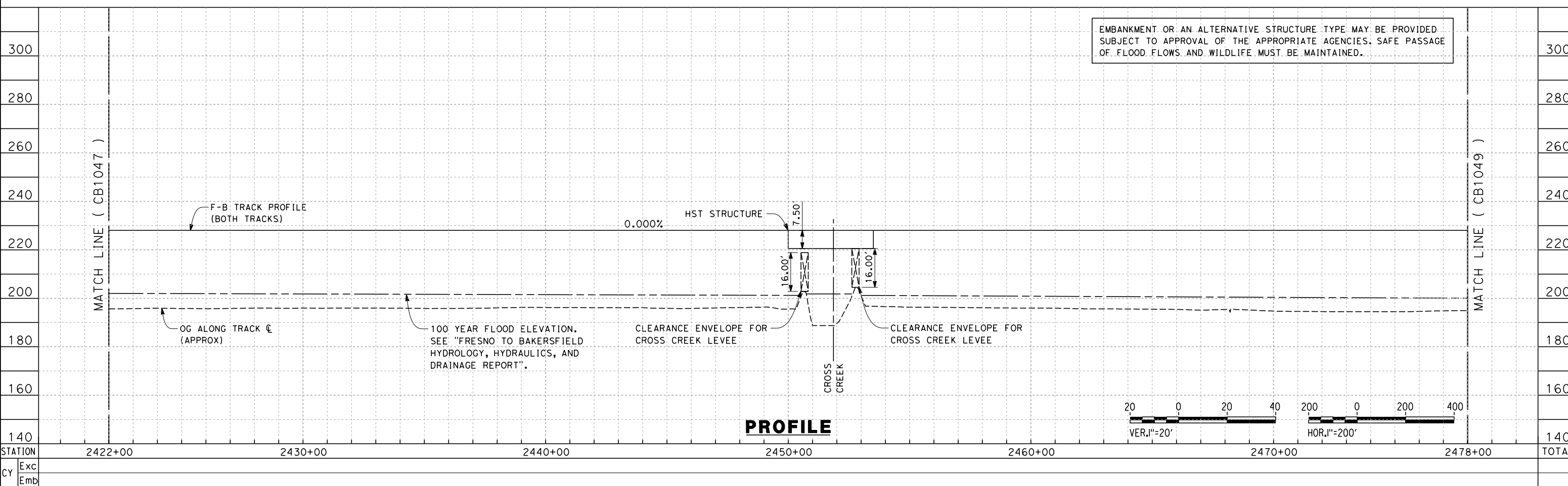
KAWEAH SUBSECTION
ALIGNMENT K1
STA 2366+00 TO 2422+00
PLAN AND PROFILE

CONTRACT NO.
HSR 06-0003
DRAWING NO.
CB1047
SCALE
AS SHOWN
SHEET NO.
8 OF 16



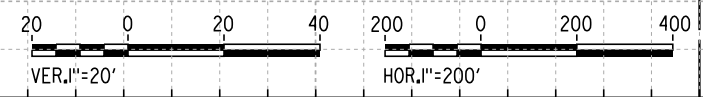
CURVE #	MPH	R (FT)	EA (IN)	EU (IN)	LS (FT)	LC (FT)
34	250	85000	1.75	1.19	1200	1237

PLAN



PROFILE

EMBANKMENT OR AN ALTERNATIVE STRUCTURE TYPE MAY BE PROVIDED SUBJECT TO APPROVAL OF THE APPROPRIATE AGENCIES. SAFE PASSAGE OF FLOOD FLOWS AND WILDLIFE MUST BE MAINTAINED.



alexander.poling.12/12/2013 11:29:00 AM c:\pwworking\hmm\external\alexander.poling-arup.com\dms70814\FB-CB-1048.dgn

REV	DATE	BY	CHK	APP	DESCRIPTION

DESIGNED BY
A. POLING
DRAWN BY
P. TONKIN
CHECKED BY
D. HUNT
IN CHARGE
R. COFFIN
DATE
12/31/13

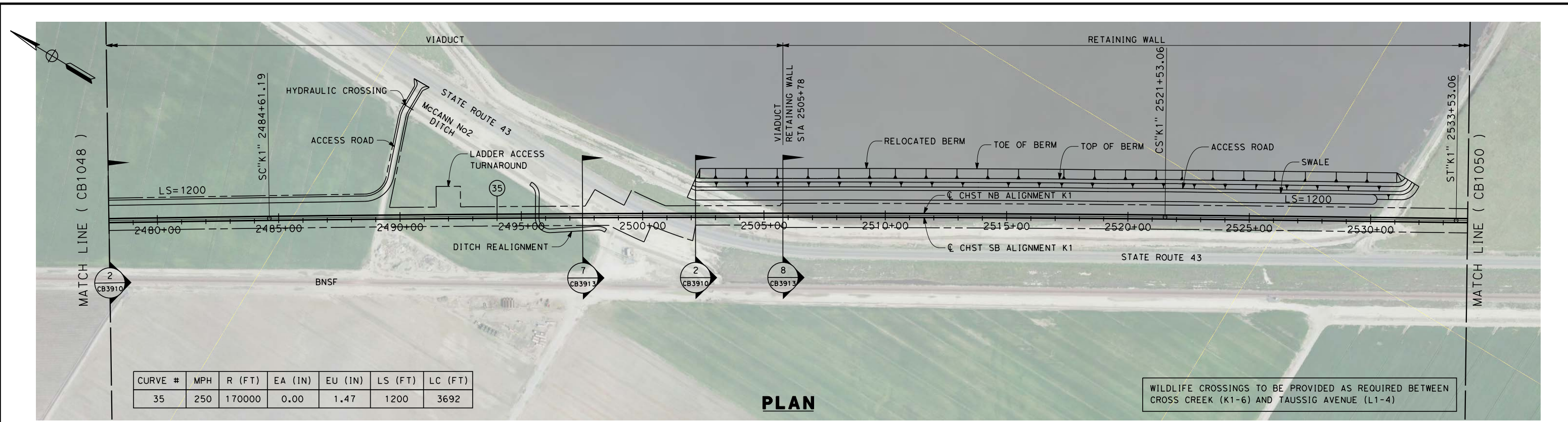
**RECORD SET 15%
DESIGN SUBMISSION**

**NOT FOR
CONSTRUCTION**



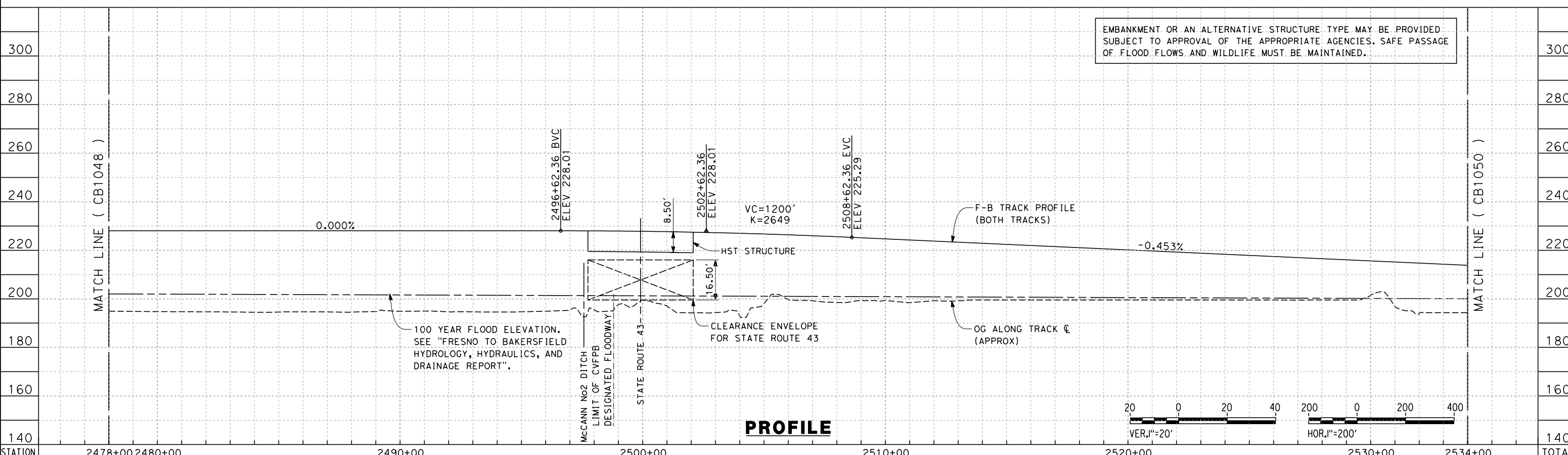
**CALIFORNIA HIGH-SPEED TRAIN PROJECT
FRESNO TO BAKERSFIELD**
KAWEAH SUBSECTION
ALIGNMENT K1
STA 2422+00 TO 2478+00
PLAN AND PROFILE

CONTRACT NO.
HSR 06-0003
DRAWING NO.
CB1048
SCALE
AS SHOWN
SHEET NO.
9 OF 16



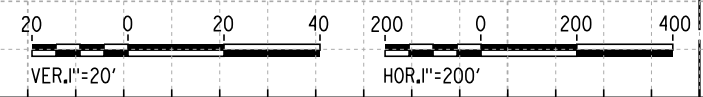
PLAN

WILDLIFE CROSSINGS TO BE PROVIDED AS REQUIRED BETWEEN CROSS CREEK (K1-6) AND TAUSSIG AVENUE (L1-4)



PROFILE

EMBANKMENT OR AN ALTERNATIVE STRUCTURE TYPE MAY BE PROVIDED SUBJECT TO APPROVAL OF THE APPROPRIATE AGENCIES. SAFE PASSAGE OF FLOOD FLOWS AND WILDLIFE MUST BE MAINTAINED.




alexander.poling.12/12/2013 11:30:16 AM c:\pwworking\hmm\external\alexander.poling-arup.com\dms70814\FB-CB-1049.dgn

REV	DATE	BY	CHK	APP	DESCRIPTION

DESIGNED BY
A. POLING
DRAWN BY
P. TONKIN
CHECKED BY
D. HUNT
IN CHARGE
R. COFFIN
DATE
12/31/13

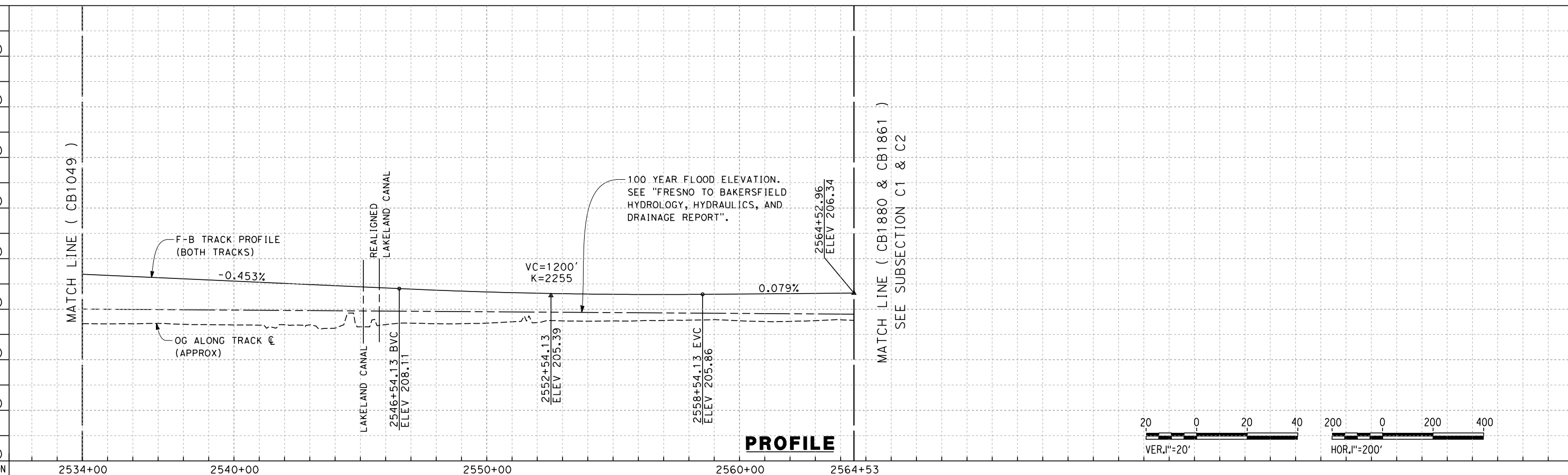
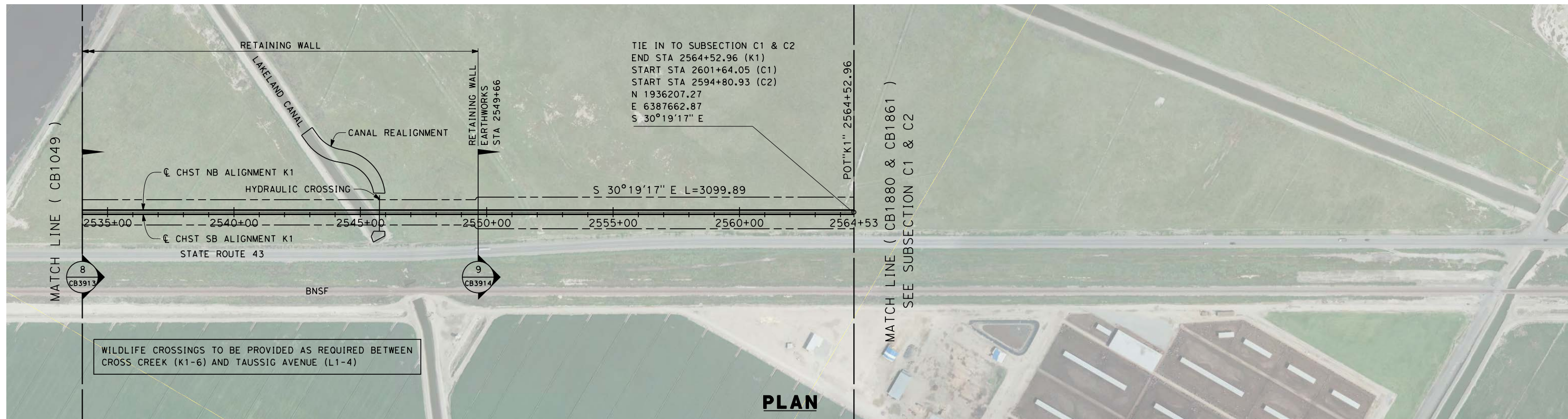
**RECORD SET 15%
DESIGN SUBMISSION**

**NOT FOR
CONSTRUCTION**



**CALIFORNIA HIGH-SPEED TRAIN PROJECT
FRESNO TO BAKERSFIELD**
KAWEAH SUBSECTION
ALIGNMENT K1
STA 2478+00 TO 2534+00
PLAN AND PROFILE

CONTRACT NO.
HSR 06-0003
DRAWING NO.
CB1049
SCALE
AS SHOWN
SHEET NO.
10 OF 16



c:\pwworking\hmm\external\alexander.poling-arup.com\dms70814\FB-CB-1050.dgn

REV	DATE	BY	CHK	APP	DESCRIPTION

DESIGNED BY
A. POLING
DRAWN BY
P. TONKIN
CHECKED BY
D. HUNT
IN CHARGE
R. COFFIN
DATE
12/31/13

**RECORD SET 15%
DESIGN SUBMISSION**

**NOT FOR
CONSTRUCTION**

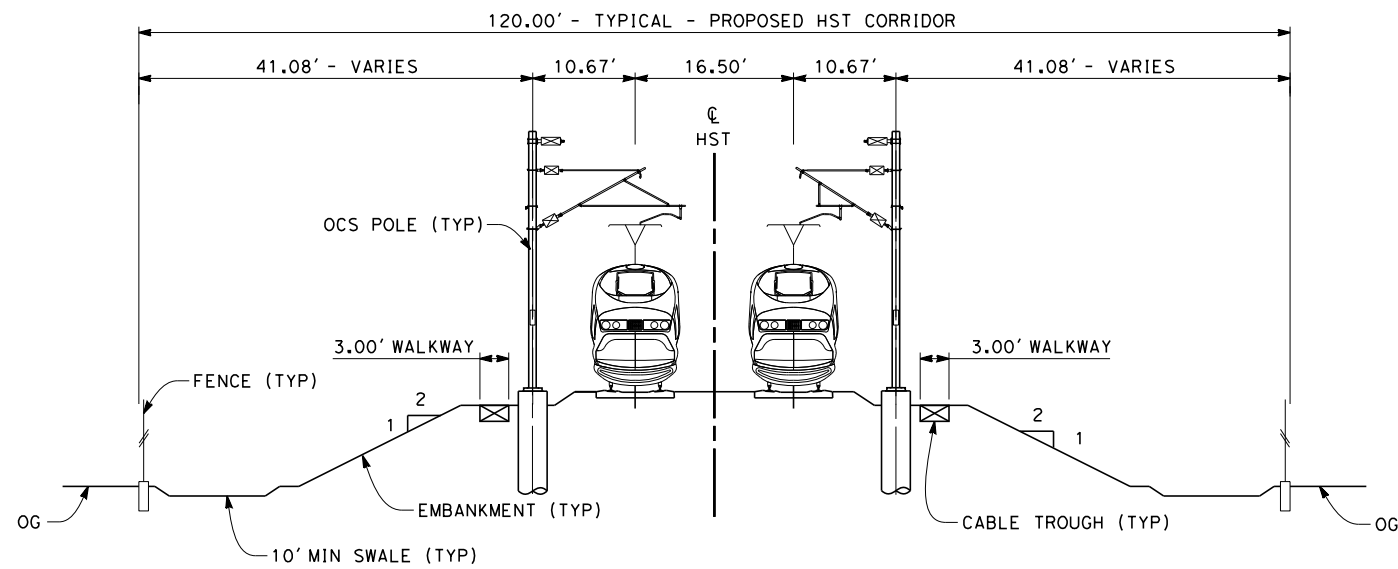


**CALIFORNIA HIGH-SPEED TRAIN PROJECT
FRESNO TO BAKERSFIELD**
KAWEAH SUBSECTION
ALIGNMENT K1
STA 2534+00 TO 2564+53
PLAN AND PROFILE

CONTRACT NO.
HSR 06-0003
DRAWING NO.
CB1050
SCALE
AS SHOWN
SHEET NO.
11 OF 16

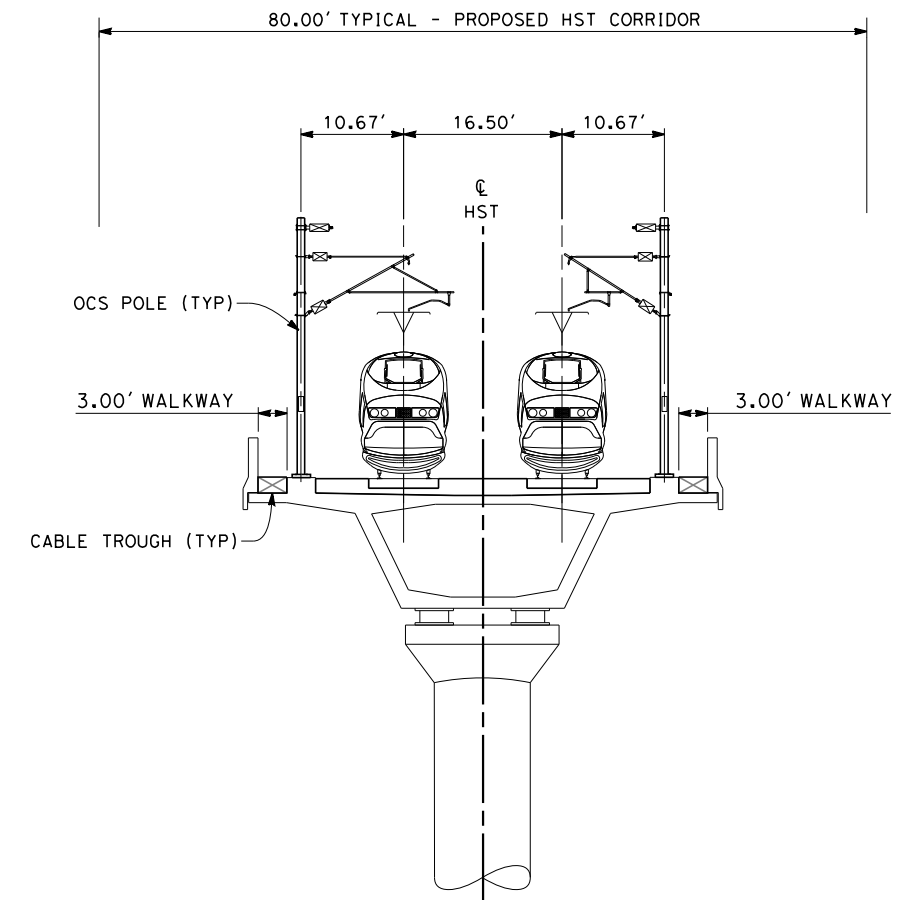
NOTES:

1. TRACKFORM SHOWN IS INDICATIVE.
2. SUPERELEVATION IS NOT SHOWN. THE AMOUNT OF APPLIED SUPERELEVATION IS SHOWN IN THE CURVE DATA TABLES.
3. FOR STRUCTURE DIMENSIONS SEE STRUCTURAL CROSS SECTIONS.



SECTION 1

TWIN TRACK AT GRADE 120FT - EMBANKMENT WITH OPEN DRAINAGE
STA 2030+05 THROUGH 2214+09



SECTION 2

TWIN TRACK AERIAL VIADUCT
STA 2214+09 THROUGH 2237+89
STA 2240+29 THROUGH 2242+69
STA 2246+29 THROUGH 2271+69
STA 2404+33 THROUGH 2449+94
STA 2453+51 THROUGH 2497+53
STA 2502+18 THROUGH 2505+78



c:\pwworking\hmm\external\alexander.poling-arup.com\dms70814\FB-CB-3910.dgn

\$PLTDRVS\$

\$PENTBLS\$

alexander.poling/12/2013/11:32:35 AM

REV	DATE	BY	CHK	APP	DESCRIPTION

DESIGNED BY
A. POLING
DRAWN BY
P. TONKIN
CHECKED BY
D. HUNT
IN CHARGE
R. COFFIN
DATE
12/31/13

**RECORD SET 15%
DESIGN SUBMISSION**

**NOT FOR
CONSTRUCTION**



**CALIFORNIA HIGH-SPEED TRAIN PROJECT
FRESNO TO BAKERSFIELD**

KAWEAH SUBSECTION
ALIGNMENT K1
TYPICAL SECTIONS

CONTRACT NO.
HSR 06-0003

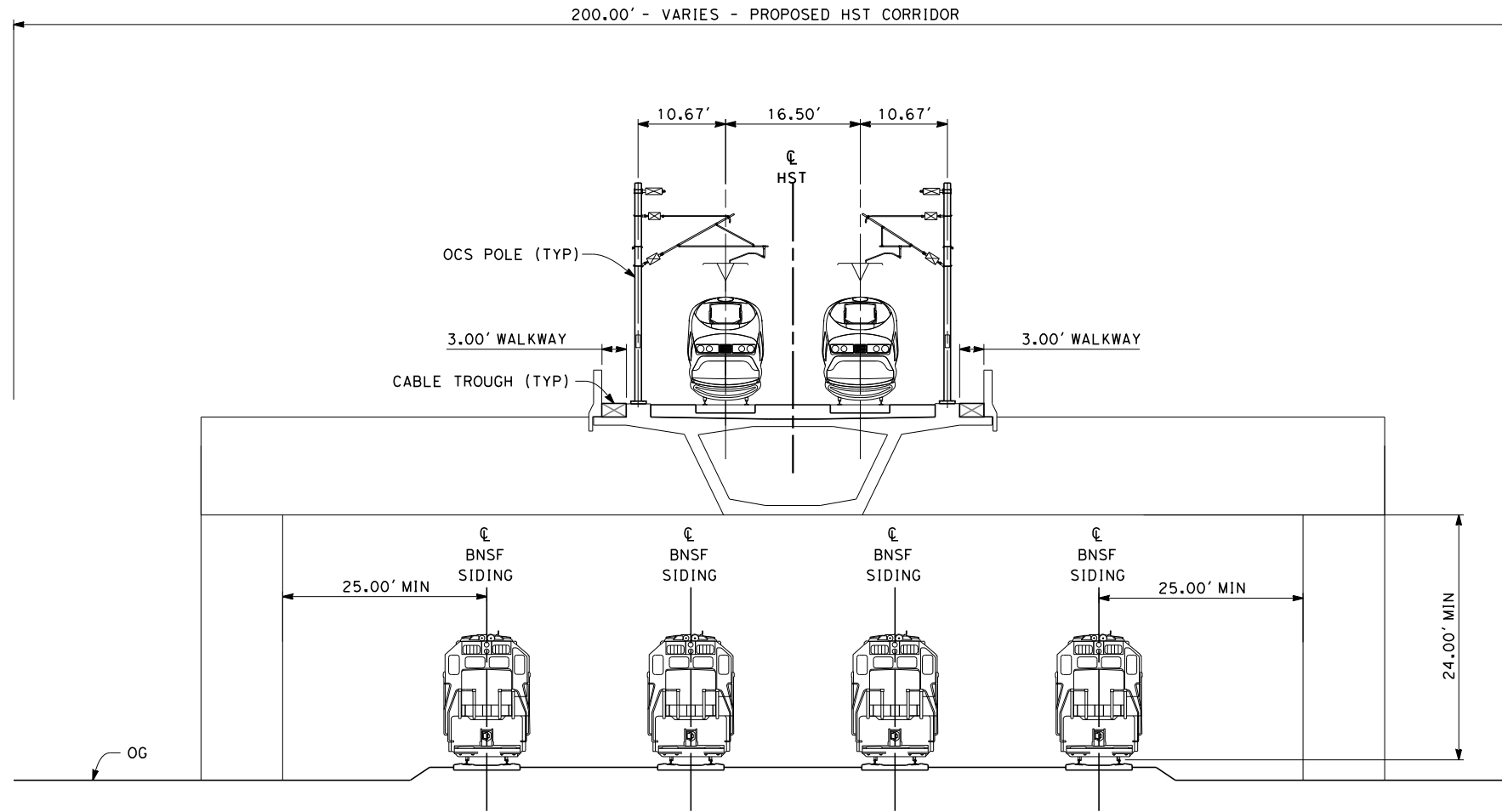
DRAWING NO.
CB3910

SCALE
AS SHOWN

SHEET NO.
12 OF 16

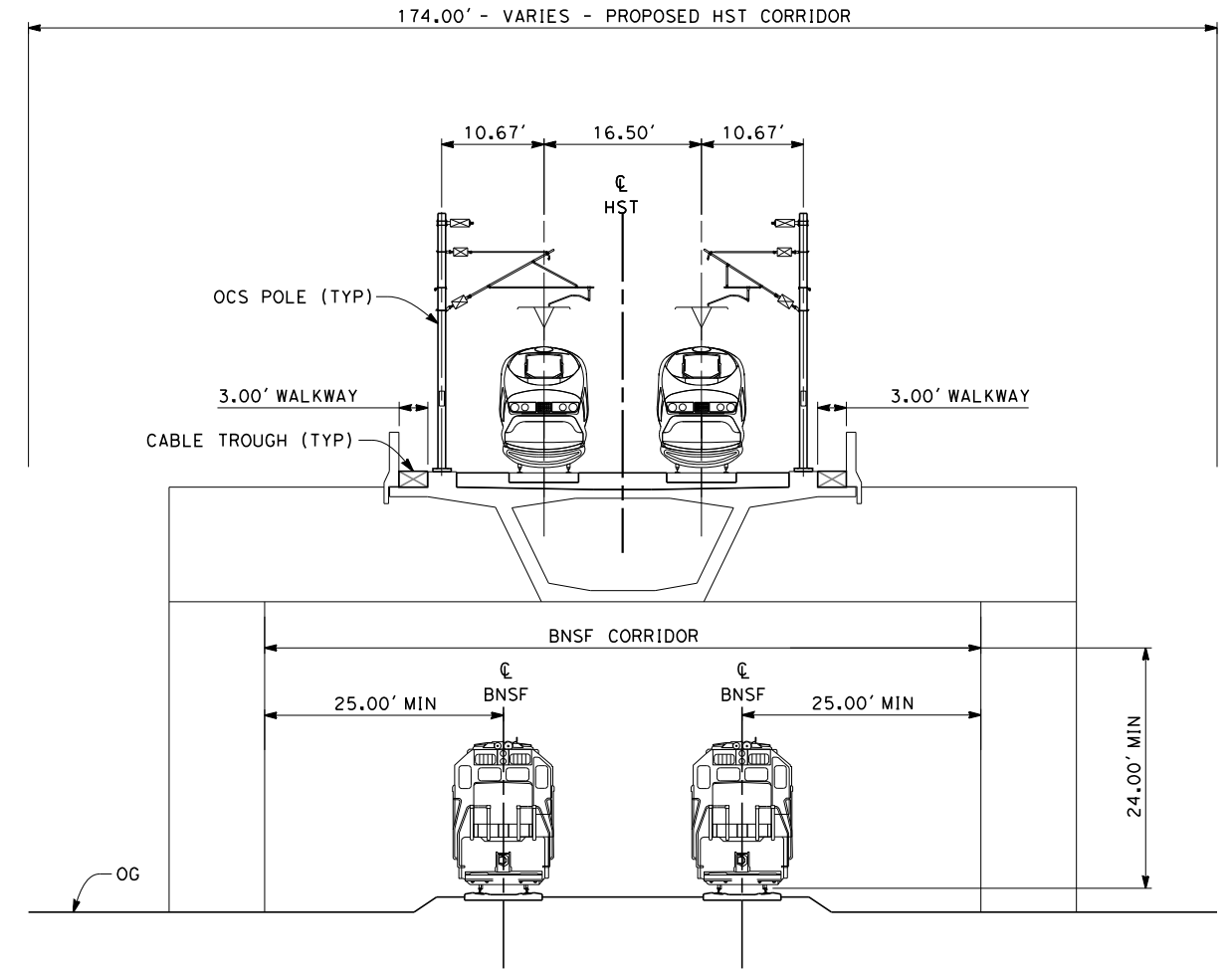
NOTES:

1. TRACKFORM SHOWN IS INDICATIVE.
2. SUPERELEVATION IS NOT SHOWN. THE AMOUNT OF APPLIED SUPERELEVATION IS SHOWN IN THE CURVE DATA TABLES.
3. FOR STRUCTURE DIMENSIONS SEE STRUCTURAL CROSS SECTIONS.



SECTION 3

TWIN TRACK INTEGRATED STRADDLE BENT - 4 TRACK BNSF
STA 2237+89 THROUGH 2240+29



SECTION 4

TWIN TRACK INTEGRATED STRADDLE BENT - 2 TRACK BNSF
STA 2242+69 THROUGH 2246+29



c:\pwworking\hmm\external\alexander.poling-arup.com\dms70814\FB-CB-3911.dgn \$PLTDRVS\$ \$PENTBL\$ \$ 12/2013 11:33:19 AM

REV	DATE	BY	CHK	APP	DESCRIPTION

DESIGNED BY
A. POLING
DRAWN BY
P. TONKIN
CHECKED BY
D. HUNT
IN CHARGE
R. COFFIN
DATE
12/31/13

**RECORD SET 15%
DESIGN SUBMISSION**

**NOT FOR
CONSTRUCTION**

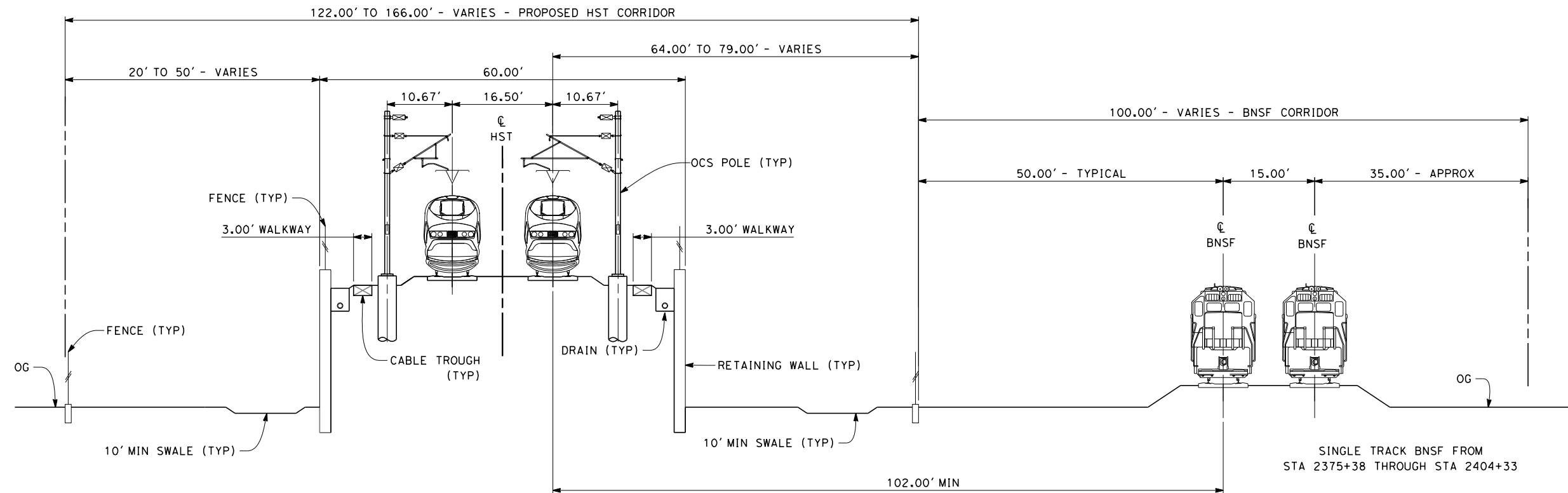


**CALIFORNIA HIGH-SPEED TRAIN PROJECT
FRESNO TO BAKERSFIELD**
KAWEAH SUBSECTION
ALIGNMENT K1
TYPICAL SECTIONS

CONTRACT NO.
HSR 06-0003
DRAWING NO.
CB3911
SCALE
AS SHOWN
SHEET NO.
13 OF 16

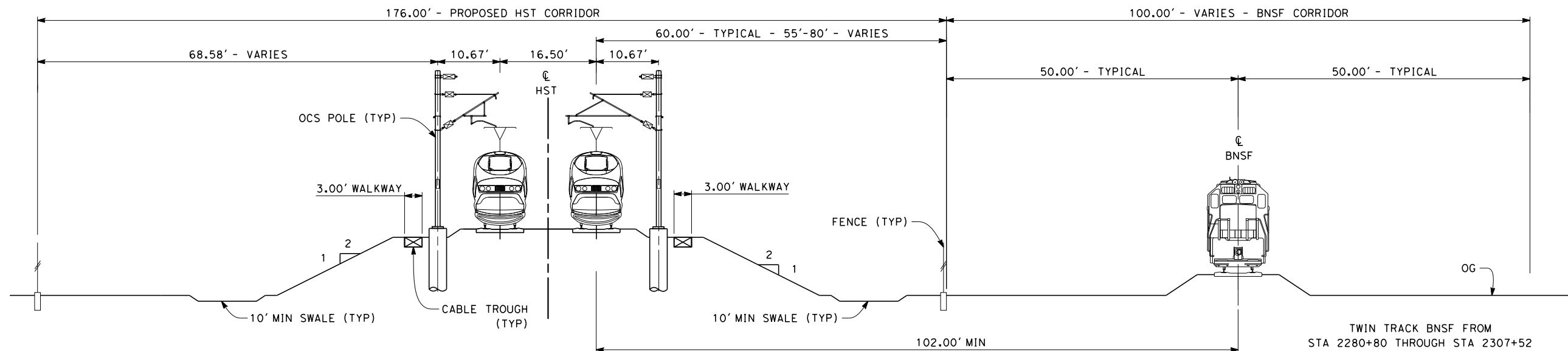
NOTES:

1. TRACKFORM SHOWN IS INDICATIVE.
2. SUPERELEVATION IS NOT SHOWN. THE AMOUNT OF APPLIED SUPERELEVATION IS SHOWN IN THE CURVE DATA TABLES.



SECTION 5

TWIN TRACK ON RETAINED EMBANKMENT ADJACENT TO BNSF
 STA 2271+69 THROUGH 2281+08
 STA 2375+38 THROUGH 2404+33



SECTION 6

TWIN TRACK ADJACENT TO BNSF
 STA 2281+08 THROUGH 2375+38



c:\pwworking\hmm\external\alexander.poling-arup.com\dms70814\FB-CB-3912.dgn
 \$PLTDRVS\$
 \$PENTBLS\$
 12/2013 11:33:58 AM

REV	DATE	BY	CHK	APP	DESCRIPTION

DESIGNED BY
A. POLING
 DRAWN BY
P. TONKIN
 CHECKED BY
D. HUNT
 IN CHARGE
R. COFFIN
 DATE
12/31/13

**RECORD SET 15%
 DESIGN SUBMISSION**

**NOT FOR
 CONSTRUCTION**

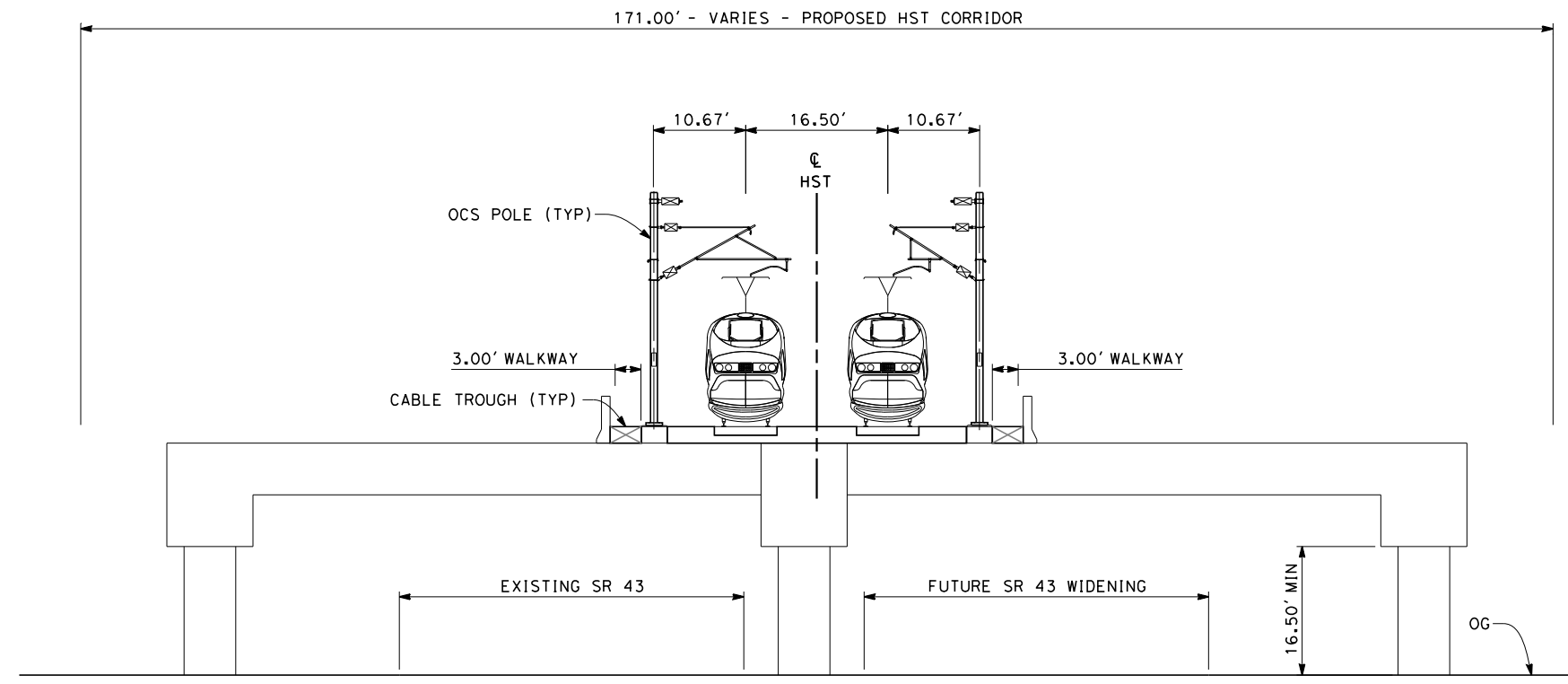


**CALIFORNIA HIGH-SPEED TRAIN PROJECT
 FRESNO TO BAKERSFIELD**
 KAWEAH SUBSECTION
 ALIGNMENT K1
 TYPICAL SECTIONS

CONTRACT NO.
HSR 06-0003
 DRAWING NO.
CB3912
 SCALE
AS SHOWN
 SHEET NO.
14 OF 16

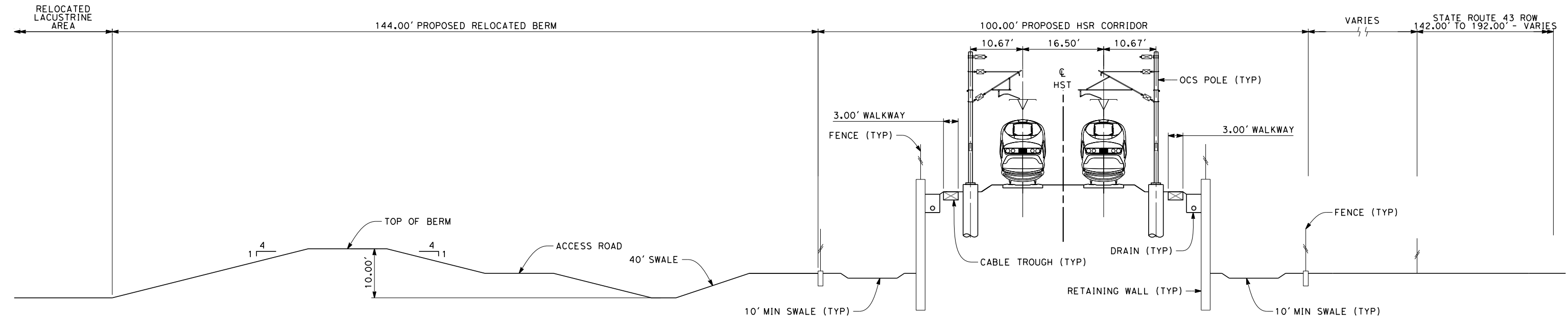
alexander.poling/12/2013/11:34:34 AM \$PENTBL\$.s \$PLTDRVS\$.s c:\pwworking\hmm\external\alexander.poling-arup.com\dms70814\FB-CB-3913.dgn

- NOTES:
1. TRACKFORM SHOWN IS INDICATIVE.
 2. SUPERELEVATION IS NOT SHOWN. THE AMOUNT OF APPLIED SUPERELEVATION IS SHOWN IN THE CURVE DATA TABLES.
 3. PER CALTRANS STANDARD, A HIGHWAY BARRIER IS REQUIRED NEXT TO A COLUMN BY THE REQUIREMENTS SET FORTH IN THE HIGHWAY DESIGN MANUAL. PIER PROTECTION REQUIRED FROM STA 2497+71 THROUGH STA 2502+00.



SECTION 7

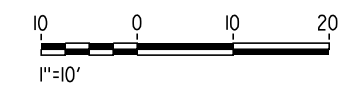
TWIN TRACK AERIAL STRUCTURE OVER SR 43
 STA 2497+53 THROUGH 2502+18



SECTION 8

TWIN TRACK ON RETAINED EMBANKMENT ADJACENT TO SR 43
 STA 2505+78 THROUGH 2549+66

- NOTES:
- RELOCATED BERM PROPOSED FROM
 STA 2505+78 THROUGH 2530+38



REV	DATE	BY	CHK	APP	DESCRIPTION

DESIGNED BY
A. POLING

DRAWN BY
J. BORGHESI

CHECKED BY
D. HUNT

IN CHARGE
R. COFFIN

DATE
12/31/13

**RECORD SET 15%
 DESIGN SUBMISSION**

**NOT FOR
 CONSTRUCTION**



**CALIFORNIA HIGH-SPEED TRAIN PROJECT
 FRESNO TO BAKERSFIELD**

KAWEAH SUBSECTION
 ALIGNMENT K1
 TYPICAL SECTIONS

CONTRACT NO.
 HSR 06-0003

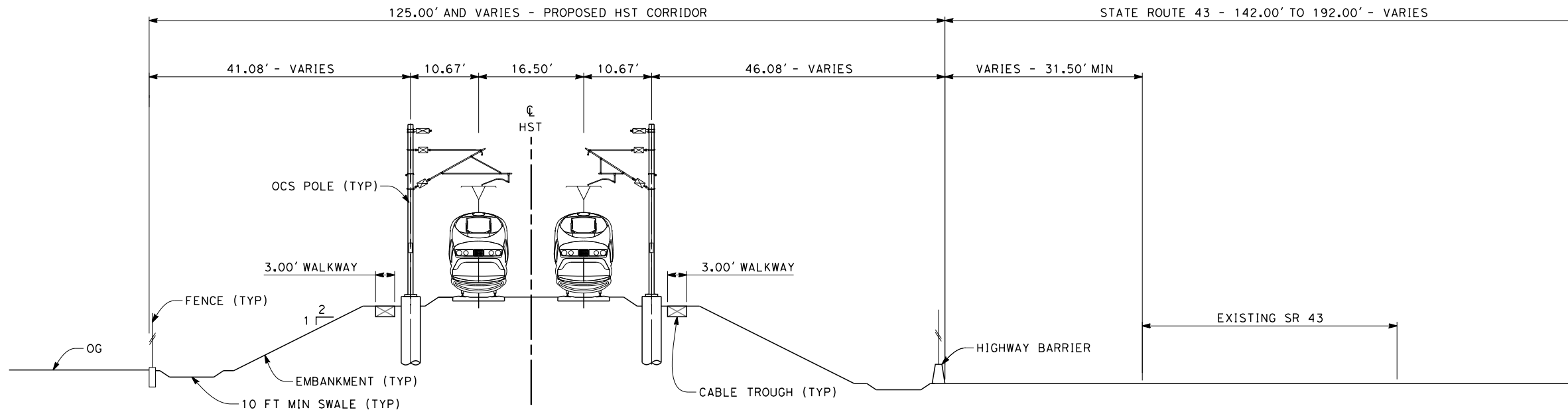
DRAWING NO.
 CB3913

SCALE
 AS SHOWN

SHEET NO.
 15 OF 16

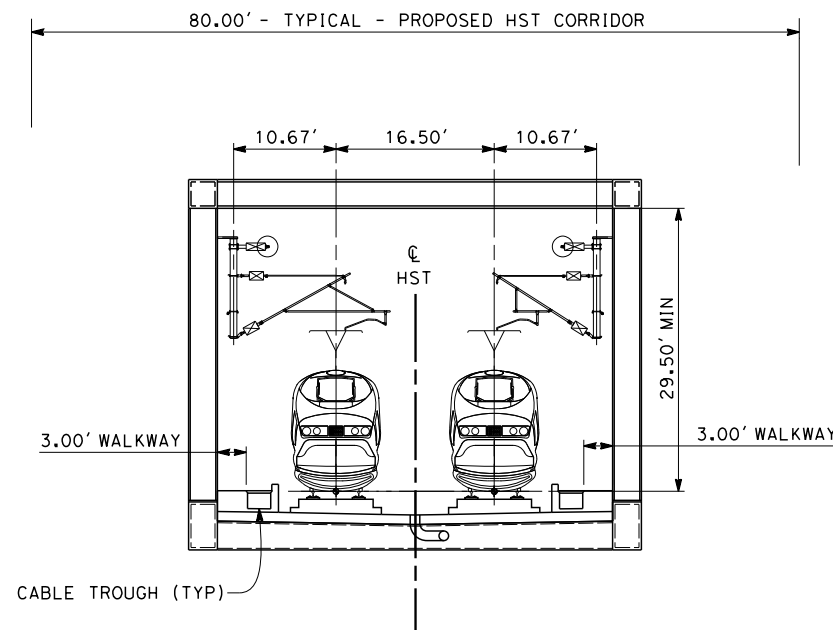
NOTES:

1. TRACKFORM SHOWN IS INDICATIVE.
2. SUPERELEVATION IS NOT SHOWN. THE AMOUNT OF APPLIED SUPERELEVATION IS SHOWN IN THE CURVE DATA TABLES.
3. PER CALTRANS STANDARD, A HIGHWAY BARRIER IS REQUIRED WHEN THE NEAREST HSR FEATURE IS WITHIN 52' OF THE HIGHWAY EDGE OF TRAVELED WAY.



SECTION 9

TWIN TRACK AT GRADE ADJACENT TO SR 43
STA 2549+66 THROUGH 2564+53



SECTION 10

TWIN TRACK TRUSS
STA 2449+94 THROUGH STA 2453+51



c:\pwworking\hmm\external\paul.tonkin\01-arup.com\dms70814\FB-CB-3914.dgn

\$PLTDRVS\$

\$PENTBLS\$

12/12/2013 1:46:49 PM

paul.tonkin

REV	DATE	BY	CHK	APP	DESCRIPTION

DESIGNED BY
A. POLING

DRAWN BY
P. TONKIN

CHECKED BY
D. HUNT

IN CHARGE
R. COFFIN

DATE
12/31/13

**RECORD SET 15%
DESIGN SUBMISSION**

**NOT FOR
CONSTRUCTION**



**CALIFORNIA HIGH-SPEED TRAIN PROJECT
FRESNO TO BAKERSFIELD**

KAWEAH SUBSECTION
ALIGNMENT K1
TYPICAL SECTIONS

CONTRACT NO.
HSR 06-0003

DRAWING NO.
CB3914

SCALE
AS SHOWN

SHEET NO.
16 OF 16