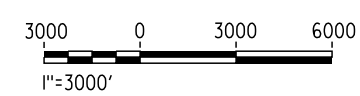


c:\pwworking\hmm\external\eron.sudhausen-arup.com\dms69052\FB-CB-1483-WS2.dgn 12/10/2013 11:01:15 AM



**LEGEND**

- EXISTING FREIGHT RAILROAD
- PROPOSED CHST



REV	DATE	BY	CHK	APP	DESCRIPTION

DESIGNED BY  
S. LITSAS

DRAWN BY  
J. BORGHESI

CHECKED BY  
G. MEJIA

IN CHARGE  
R. COFFIN

DATE  
12/31/13

**RECORD SET 15%  
DESIGN SUBMISSION**

**NOT FOR  
CONSTRUCTION**



**CALIFORNIA HIGH-SPEED TRAIN PROJECT**  
**FRESNO TO BAKERSFIELD**  
 WASCO-SHAFTER BYPASS SUBSECTION  
 ALIGNMENT WS2  
 STA. 5703+34 TO 6468+40  
 KEYPLAN

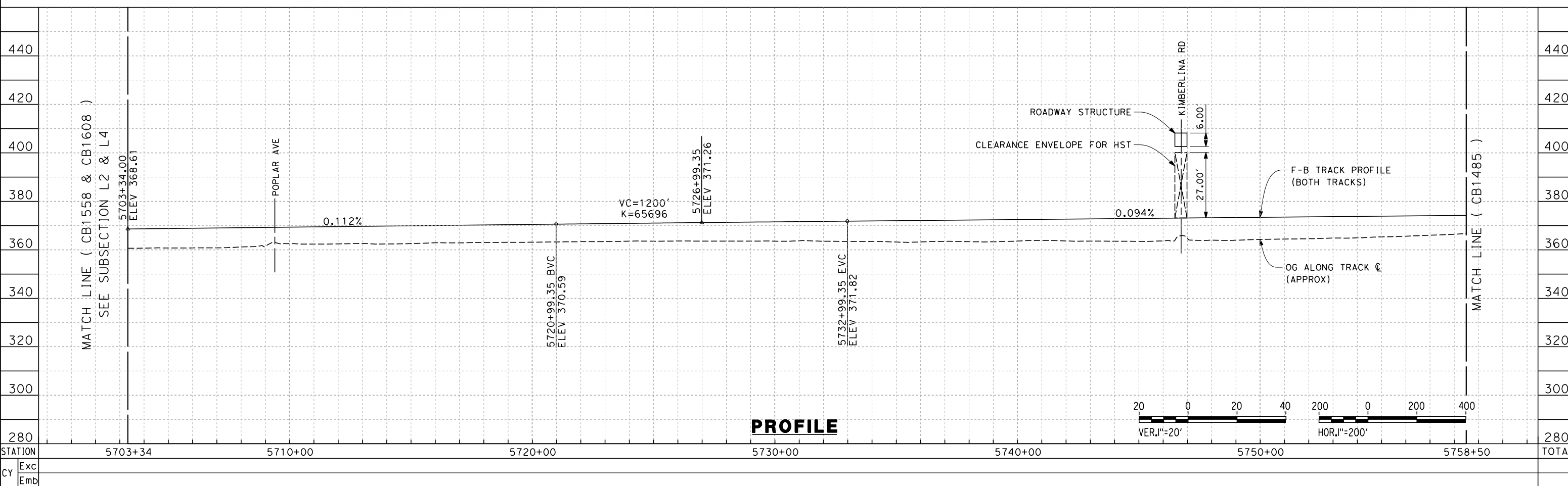
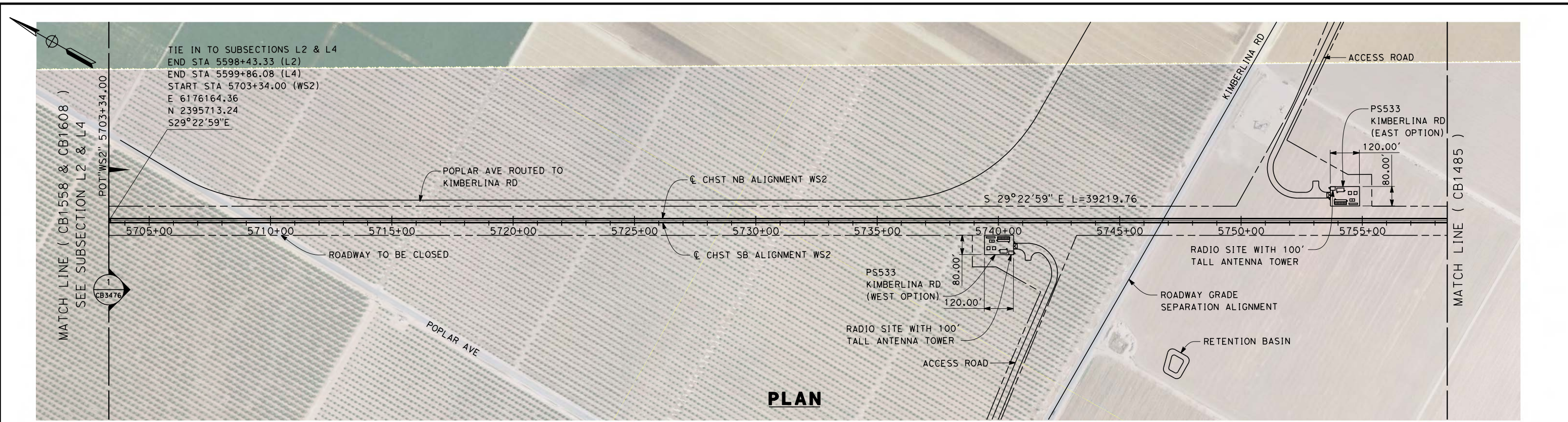
CONTRACT NO.  
HSR 06-0003

DRAWING NO.  
CB1483

SCALE  
AS SHOWN

SHEET NO.  
1 OF 21

12/12/2013 4:55:28 PM c:\pwworking\hmm\external\paul.tonkin01-arup.com\dms69052\FB-CB-1484-WS2.dgn paul.tonkin



REV	DATE	BY	CHK	APP	DESCRIPTION

DESIGNED BY  
**S. LITSAS**  
 DRAWN BY  
**J. BORGHESI**  
 CHECKED BY  
**G. MEJIA**  
 IN CHARGE  
**R. COFFIN**  
 DATE  
**12/31/13**

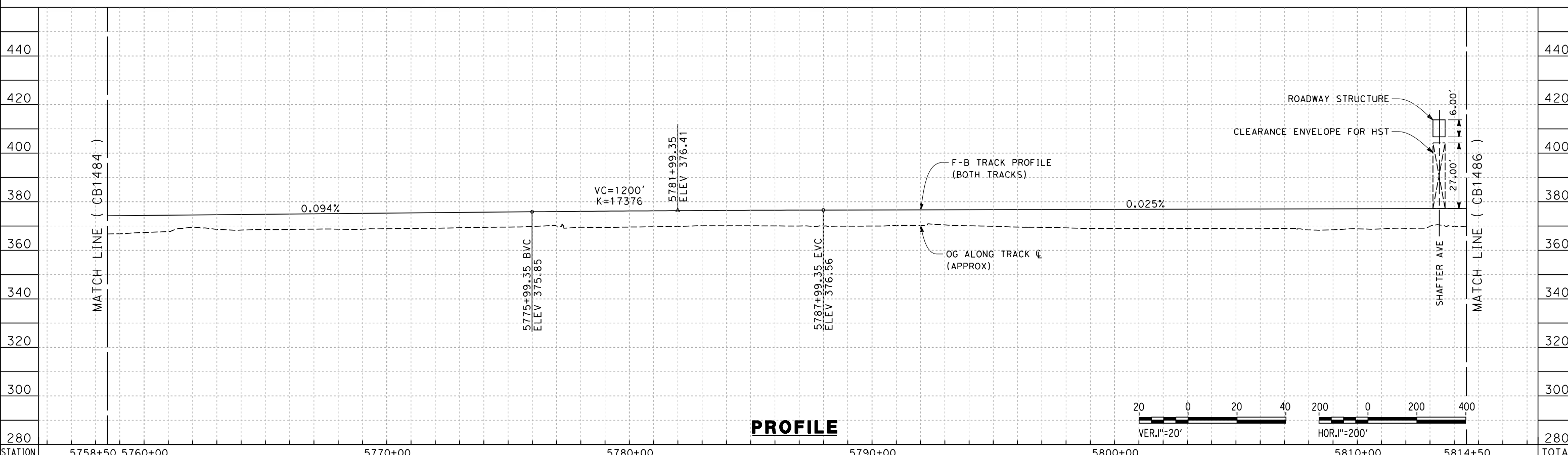
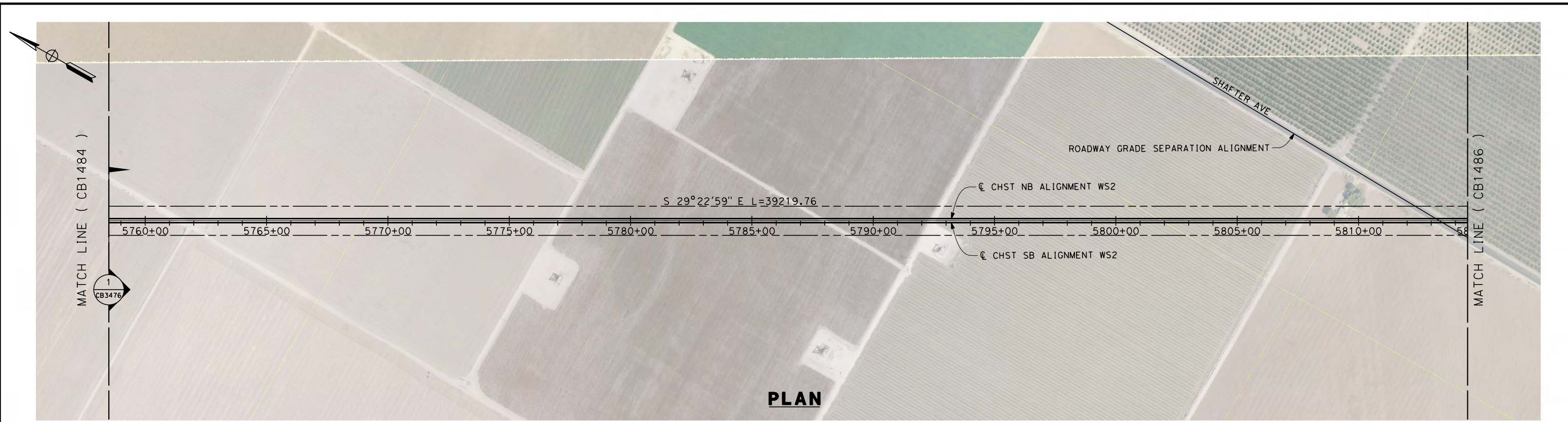
**RECORD SET 15%  
 DESIGN SUBMISSION**  
  
**NOT FOR  
 CONSTRUCTION**



**CALIFORNIA HIGH-SPEED TRAIN PROJECT**  
**FRESNO TO BAKERSFIELD**  
 WASCO-SHAFTER BYPASS SUBSECTION  
 ALIGNMENT WS2  
 STA. 5703+34 TO 5758+50  
 PLAN AND PROFILE

CONTRACT NO. HSR 06-0003
DRAWING NO. CB1484
SCALE AS SHOWN
SHEET NO. 2 OF 21

12/12/2013 4:57:07 PM c:\pwworking\hmm\external\paul.tonkin01-arup.com\dms69052\FB-CB-1485-WS2.dgn paul.tonkin



STATION	5758+50	5760+00	5770+00	5780+00	5790+00	5800+00	5810+00	5814+50	TOTAL
Exc									
Emb									

REV	DATE	BY	CHK	APP	DESCRIPTION

DESIGNED BY  
S. LITSAS  
DRAWN BY  
J. BORGHESI  
CHECKED BY  
G. MEJIA  
IN CHARGE  
R. COFFIN  
DATE  
12/31/13

**RECORD SET 15%  
DESIGN SUBMISSION**

**NOT FOR  
CONSTRUCTION**

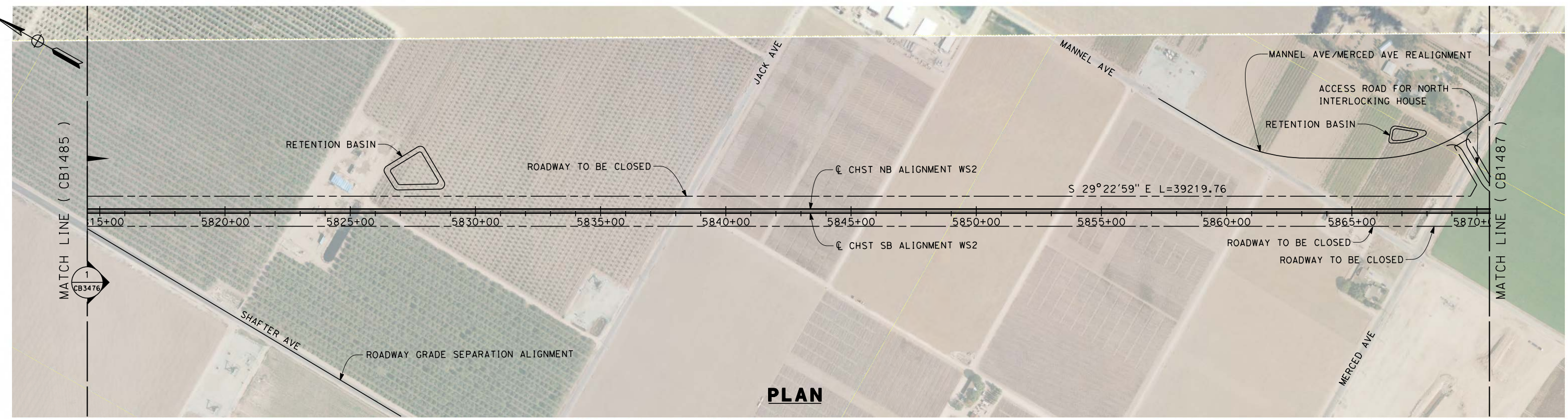


**CALIFORNIA HIGH-SPEED TRAIN PROJECT  
FRESNO TO BAKERSFIELD**

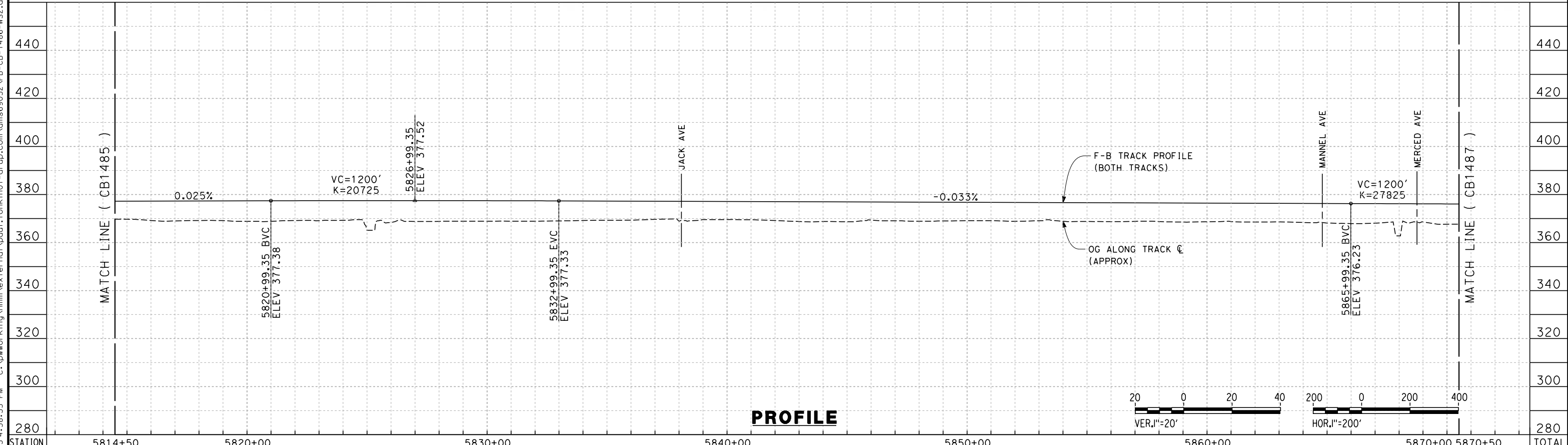
WASCO-SHAFTER BYPASS SUBSECTION  
ALIGNMENT WS2  
STA. 5758+50 TO 5814+50  
PLAN AND PROFILE

CONTRACT NO.  
HSR 06-0003  
DRAWING NO.  
CB1485  
SCALE  
AS SHOWN  
SHEET NO.  
3 OF 21

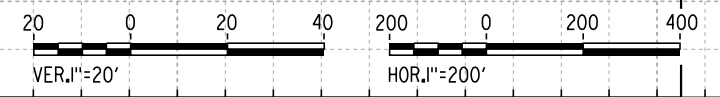
12/12/2013 4:58:35 PM c:\pwworking\hmm\external\paul.tonkin\01-arup.com\dms69052\FB-CB-1486-WS2.dgn paul.tonkin



**PLAN**



**PROFILE**



STATION	5814+50	5820+00	5830+00	5840+00	5850+00	5860+00	5870+00	5870+50	TOTAL
CY									
Exc									
Emb									

REV	DATE	BY	CHK	APP	DESCRIPTION

DESIGNED BY  
S. LITSAS  
DRAWN BY  
J. BORGHESI  
CHECKED BY  
G. MEJIA  
IN CHARGE  
R. COFFIN  
DATE  
12/31/13

**RECORD SET 15%  
DESIGN SUBMISSION**

**NOT FOR  
CONSTRUCTION**



**CALIFORNIA HIGH-SPEED TRAIN PROJECT  
FRESNO TO BAKERSFIELD**

WASCO-SHAFTER BYPASS SUBSECTION  
ALIGNMENT WS2  
STA. 5814+50 TO 5870+50  
PLAN AND PROFILE

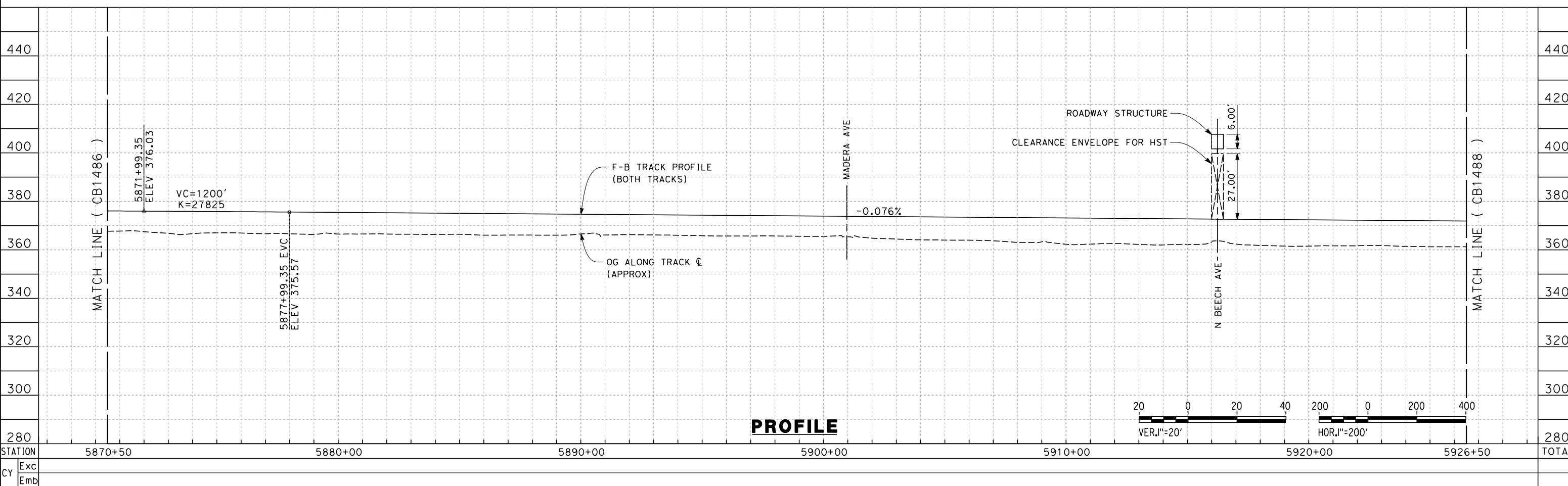
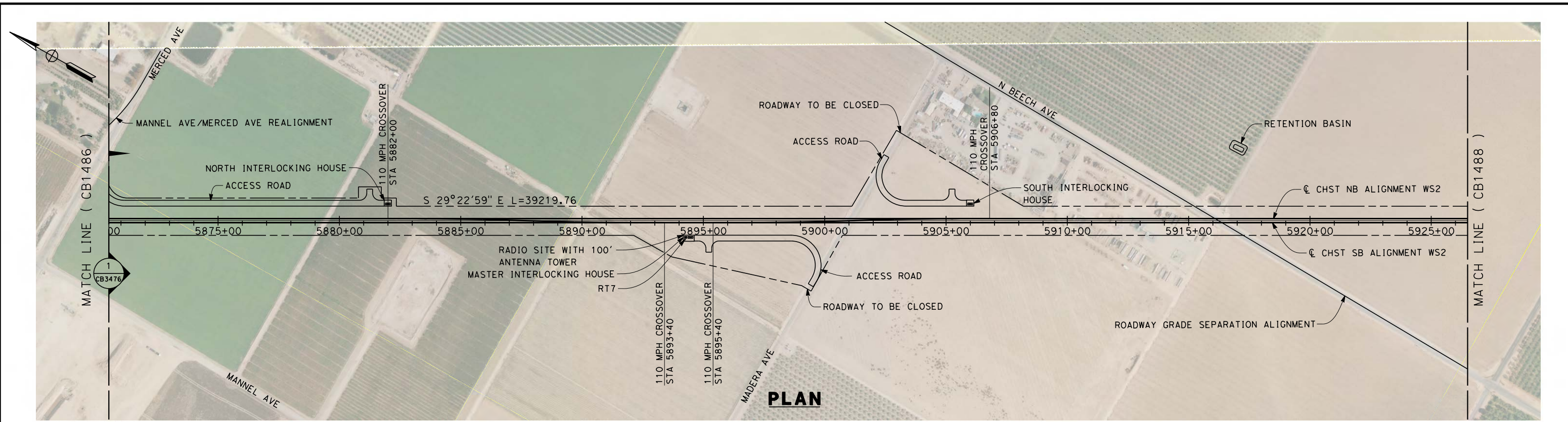
CONTRACT NO.  
HSR 06-0003

DRAWING NO.  
CB1486

SCALE  
AS SHOWN

SHEET NO.  
4 OF 21

12/12/2013 5:00:11 PM c:\pwworking\hmm\external\paul.tonkin01-arup.com\dms69052\FB-CB-1487-WS2.dgn paul.tonkin



REV	DATE	BY	CHK	APP	DESCRIPTION

DESIGNED BY  
S. LITSAS  
DRAWN BY  
J. BORGHESI  
CHECKED BY  
G. MEJIA  
IN CHARGE  
R. COFFIN  
DATE  
12/31/13

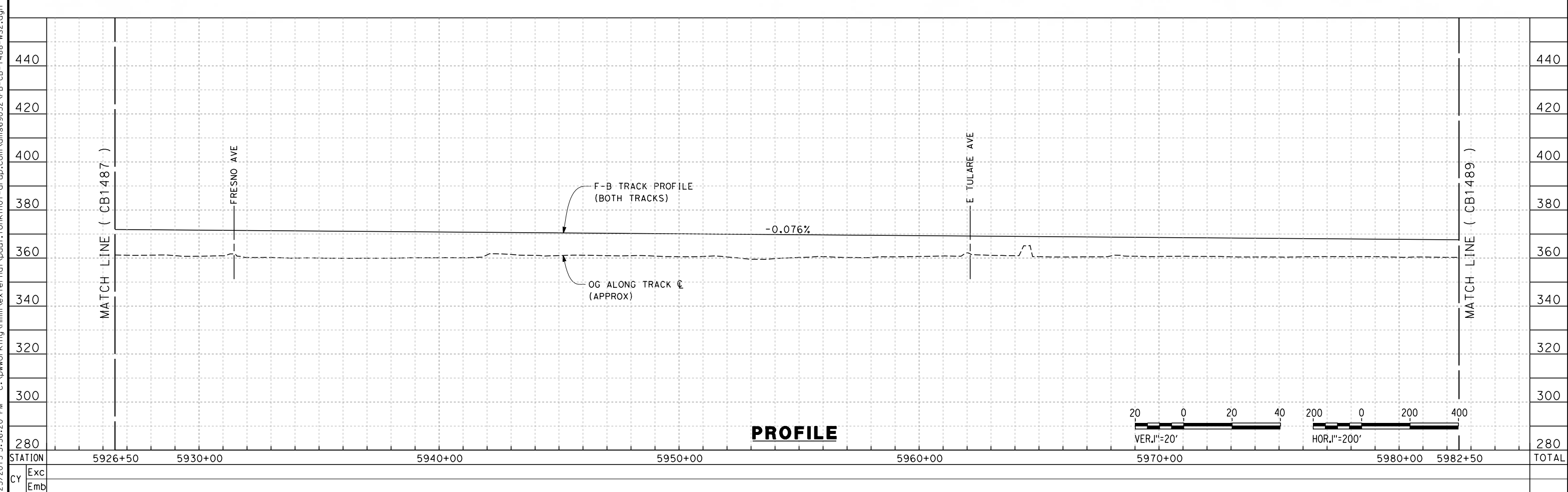
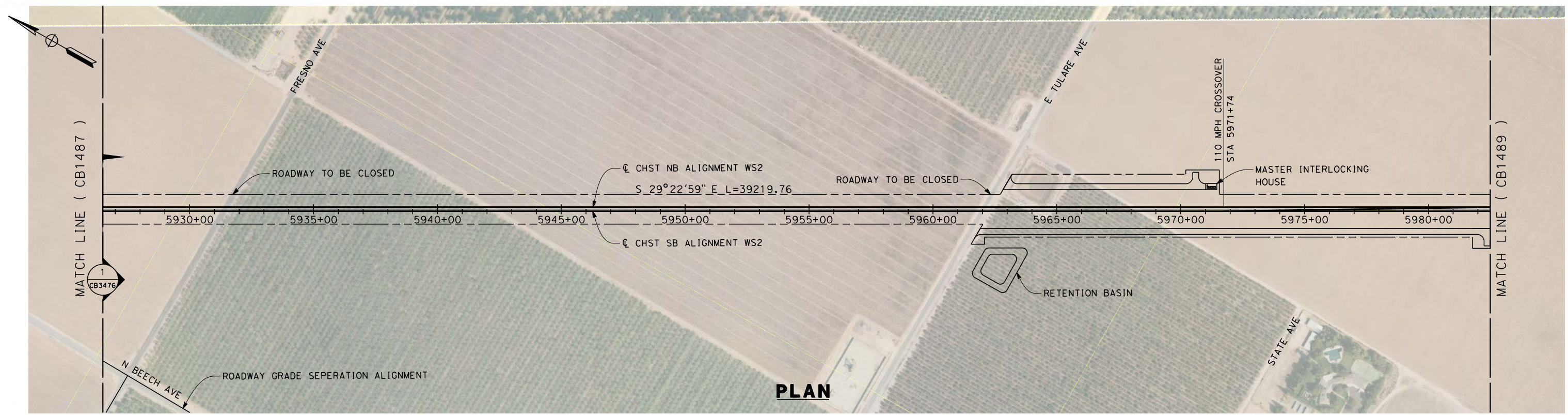
**RECORD SET 15%  
DESIGN SUBMISSION**

**NOT FOR  
CONSTRUCTION**



**CALIFORNIA HIGH-SPEED TRAIN PROJECT  
FRESNO TO BAKERSFIELD**  
WASCO-SHAFTER BYPASS SUBSECTION  
ALIGNMENT WS2  
STA. 5870+50 TO 5926+50  
PLAN AND PROFILE

CONTRACT NO.  
HSR 06-0003  
DRAWING NO.  
CB1487  
SCALE  
AS SHOWN  
SHEET NO.  
5 OF 21



12/23/2013 3:56:20 PM c:\pwworking\hmm\external\paul.tonkin01-arup.com\dms69052\FB-CB-1488-WS2.dgn paul.tonkin

REV	DATE	BY	CHK	APP	DESCRIPTION

DESIGNED BY  
S. LITSAS

DRAWN BY  
J. BORGHESI

CHECKED BY  
G. MEJIA

IN CHARGE  
R. COFFIN

DATE  
12/31/13

**RECORD SET 15%  
DESIGN SUBMISSION**

**NOT FOR  
CONSTRUCTION**



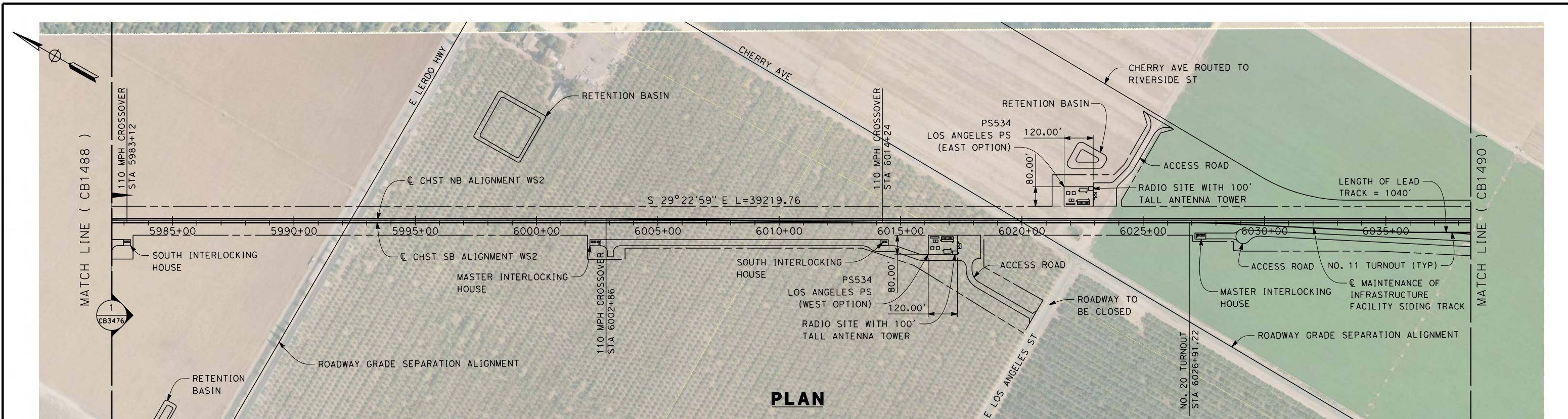
**CALIFORNIA HIGH-SPEED TRAIN PROJECT**  
**FRESNO TO BAKERSFIELD**  
 WASCO-SHAFTER BYPASS SUBSECTION  
 ALIGNMENT WS2  
 STA. 5926+50 TO 5982+50  
 PLAN AND PROFILE

CONTRACT NO.  
HSR 06-0003

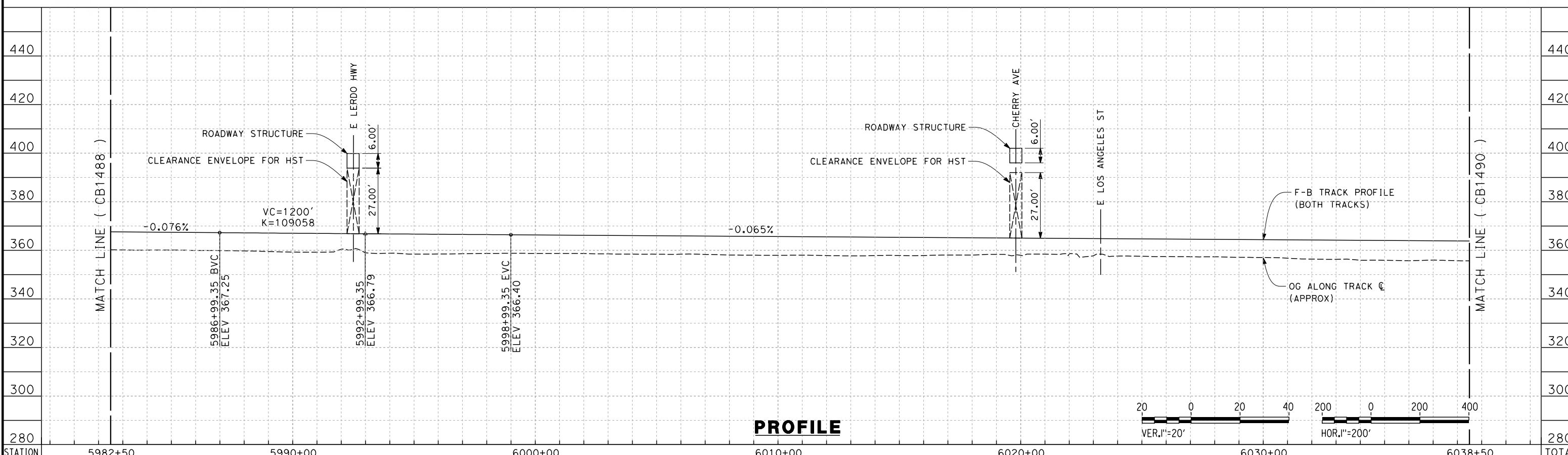
DRAWING NO.  
CB1488

SCALE  
AS SHOWN

SHEET NO.  
6 OF 21



**PLAN**



**PROFILE**

\$USER \$ DATE \$ \$TIME \$ \$FILE \$  
 \$USER \$ DATE \$ \$TIME \$ \$FILE \$

REV	DATE	BY	CHK	APP	DESCRIPTION

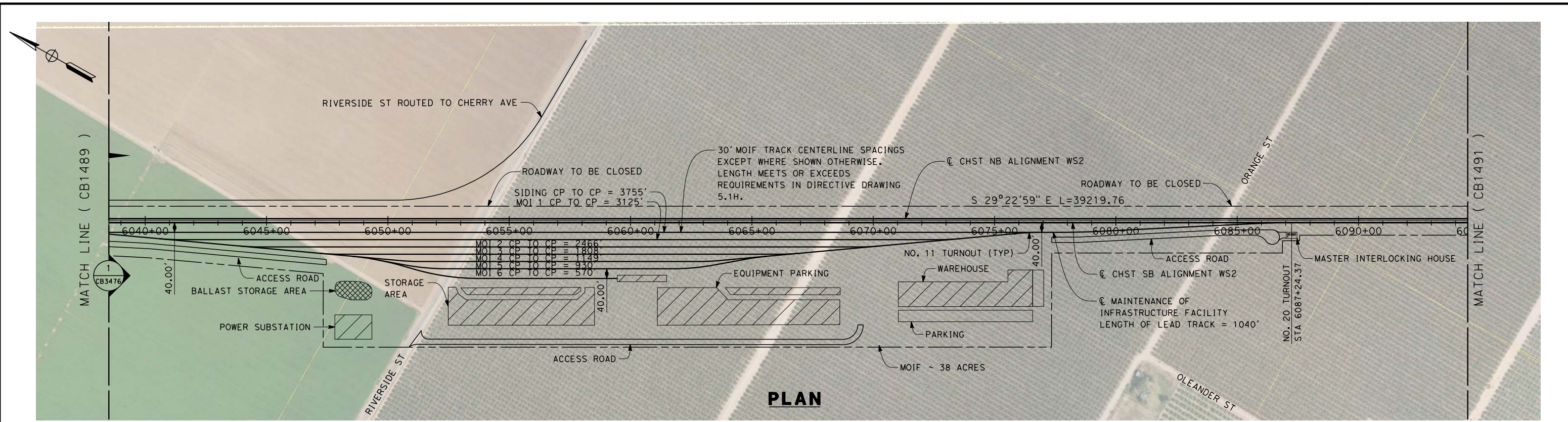
DESIGNED BY  
**S. LITSAS**  
 DRAWN BY  
**J. BORGHESI**  
 CHECKED BY  
**G. MEJIA**  
 IN CHARGE  
**R. COFFIN**  
 DATE  
**12/31/13**

**RECORD SET 15%  
 DESIGN SUBMISSION**  
  
**NOT FOR  
 CONSTRUCTION**

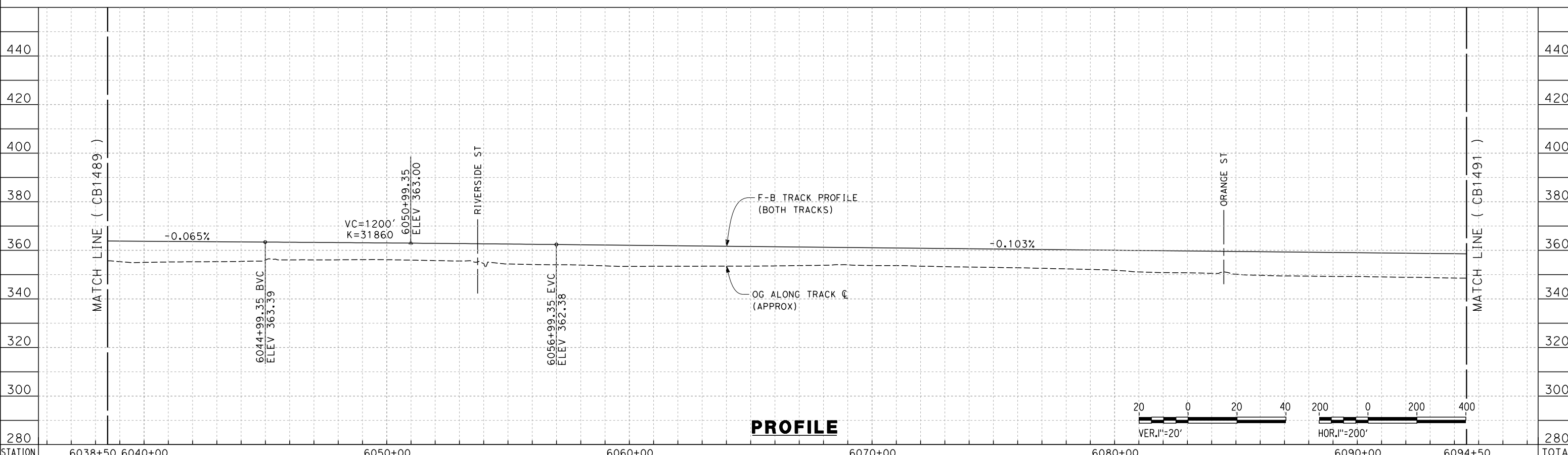


**CALIFORNIA HIGH-SPEED TRAIN PROJECT**  
**FRESNO TO BAKERSFIELD**  
 WASCO-SHAFTER BYPASS SUBSECTION  
 ALIGNMENT WS2  
 STA. 5982+50 TO 6038+50  
 PLAN AND PROFILE

CONTRACT NO.  
 HSR 06-0003  
 DRAWING NO.  
 CB1489  
 SCALE  
 AS SHOWN  
 SHEET NO.  
 7 OF 21



**PLAN**



**PROFILE**

STATION	6038+50	6040+00	6050+00	6060+00	6070+00	6080+00	6090+00	6094+50	TOTAL
Exc									
Emb									

REV	DATE	BY	CHK	APP	DESCRIPTION

DESIGNED BY  
S. LITSAS  
DRAWN BY  
J. BORGHESI  
CHECKED BY  
G. MEJIA  
IN CHARGE  
R. COFFIN  
DATE  
12/31/13

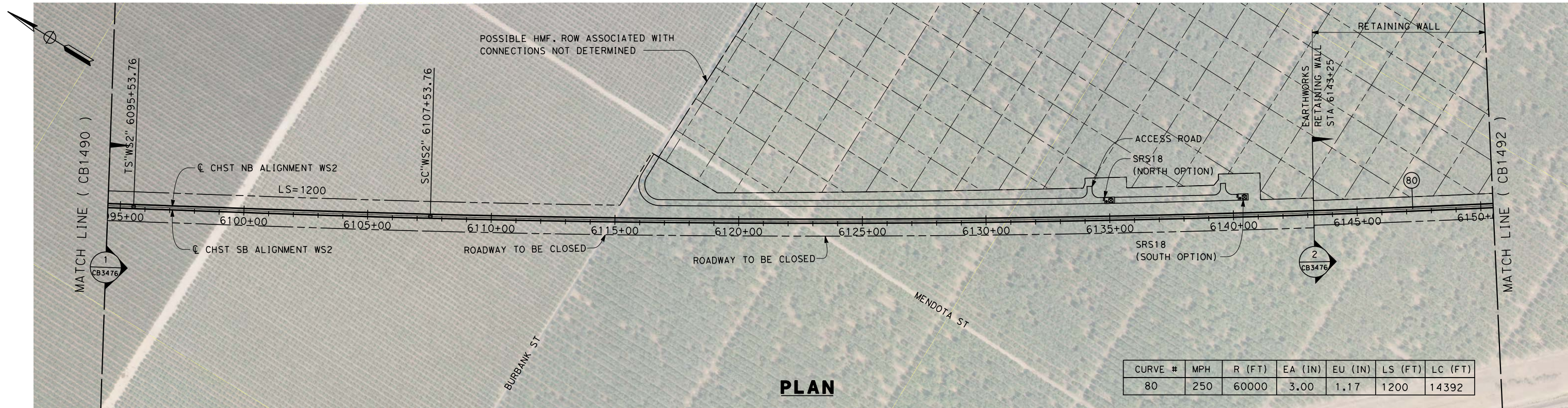
**RECORD SET 15%  
DESIGN SUBMISSION**  
  
**NOT FOR  
CONSTRUCTION**



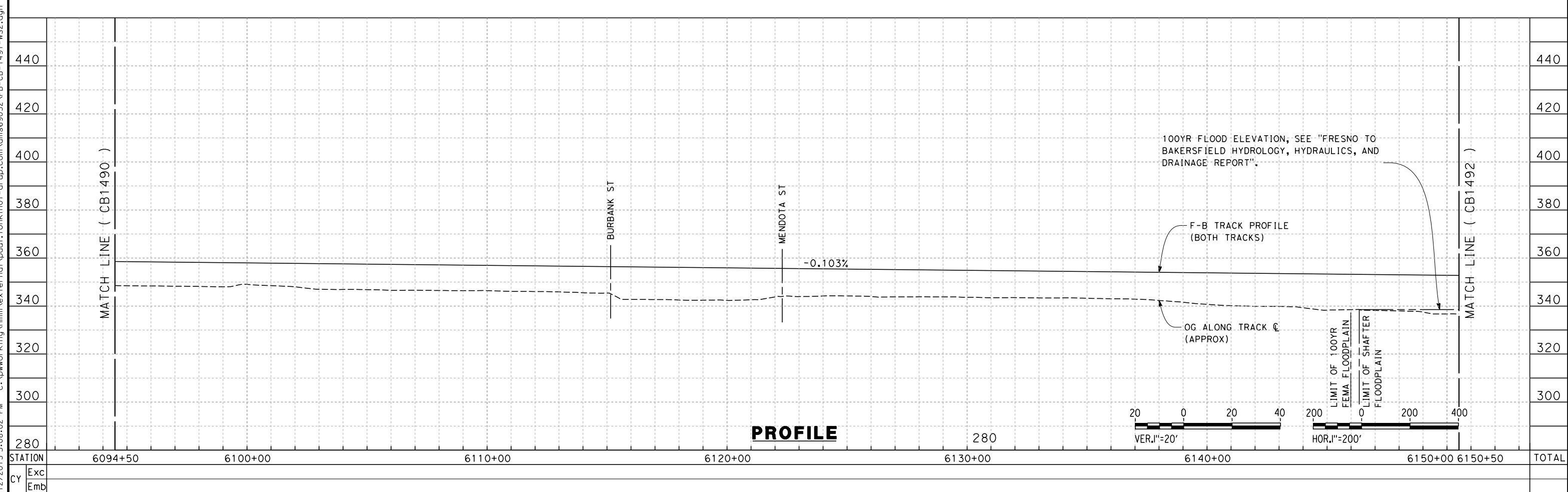
**CALIFORNIA HIGH-SPEED TRAIN PROJECT  
FRESNO TO BAKERSFIELD**  
WASCO-SHAFTER BYPASS SUBSECTION  
ALIGNMENT WS2  
STA. 6038+50 TO 6094+50  
PLAN AND PROFILE

CONTRACT NO.  
HSR 06-0003  
DRAWING NO.  
CB1490  
SCALE  
AS SHOWN  
SHEET NO.  
8 OF 21





**PLAN**



**PROFILE**

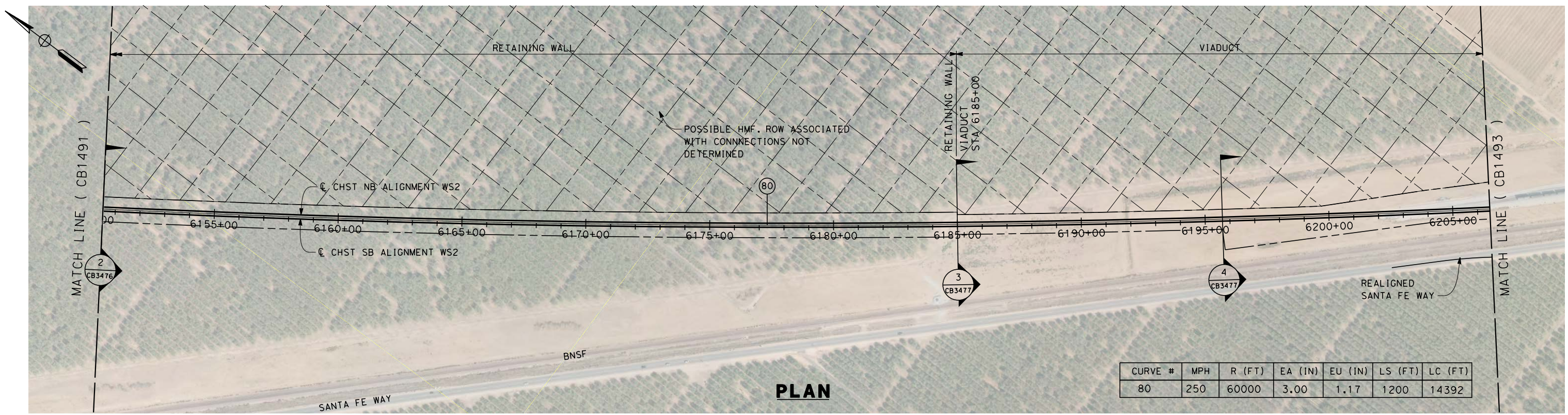
REV	DATE	BY	CHK	APP	DESCRIPTION

DESIGNED BY S. LITSAS	<b>RECORD SET 15% DESIGN SUBMISSION</b>  <b>NOT FOR CONSTRUCTION</b>
DRAWN BY J. BORGHESI	
CHECKED BY G. MEJIA	
IN CHARGE R. COFFIN	
DATE 12/31/13	

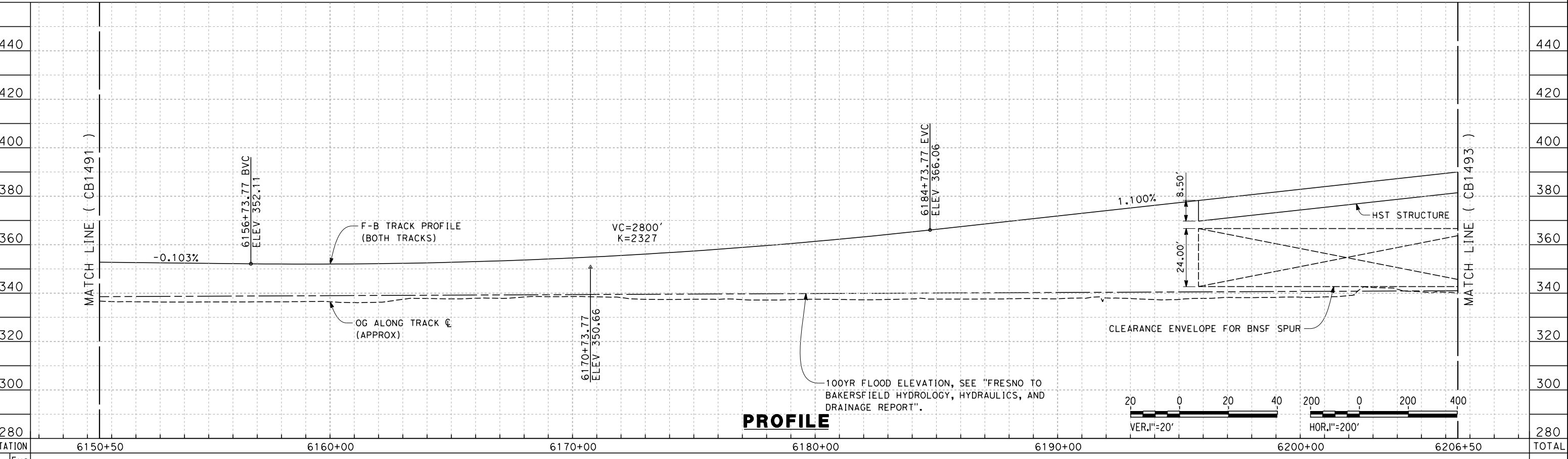
--	--

<b>CALIFORNIA HIGH-SPEED TRAIN PROJECT</b> <b>FRESNO TO BAKERSFIELD</b> WASCO-SHAFTER BYPASS SUBSECTION ALIGNMENT WS2 STA. 6094+50 TO 6150+50 PLAN AND PROFILE	CONTRACT NO. HSR 06-0003 DRAWING NO. CB1491 SCALE AS SHOWN SHEET NO. 9 OF 21
---	---

12/12/2013 5:08:02 PM c:\pwworking\hmm\external\paul.tonkin\01-arup.com\dms69052\FB-CB-1491-WS2.dgn paul.tonkin



**PLAN**



**PROFILE**

12/12/2013 5:09:31 PM c:\pwworking\hmm\external\paul.tonkin01-arup.com\dms69052\FB-CB-1492-WS2.dgn paul.tonkin

REV	DATE	BY	CHK	APP	DESCRIPTION

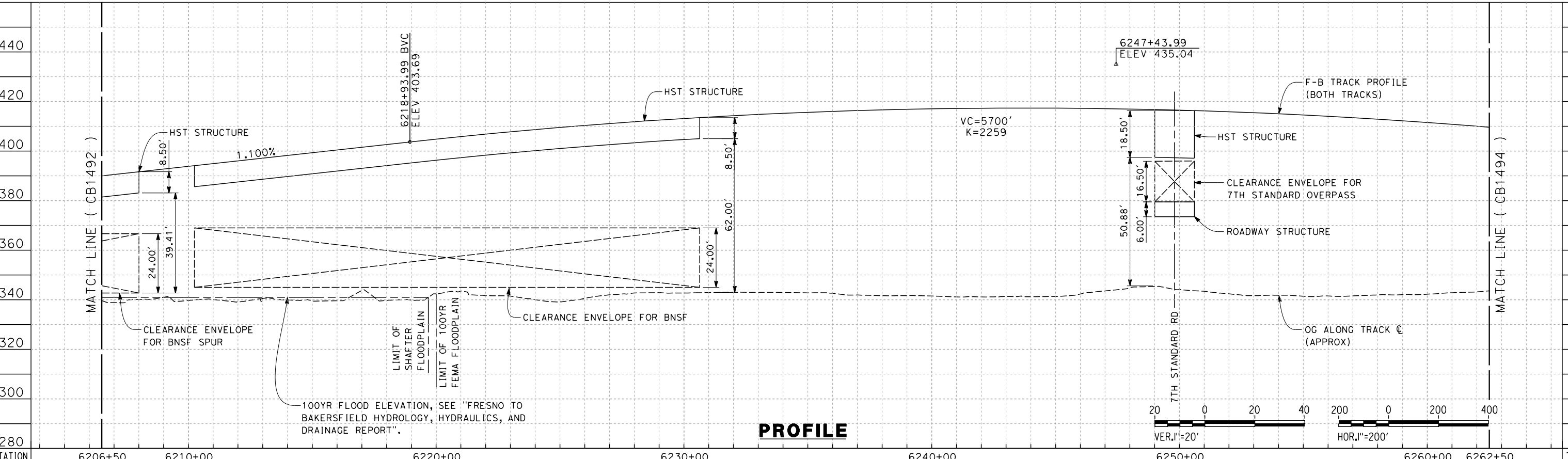
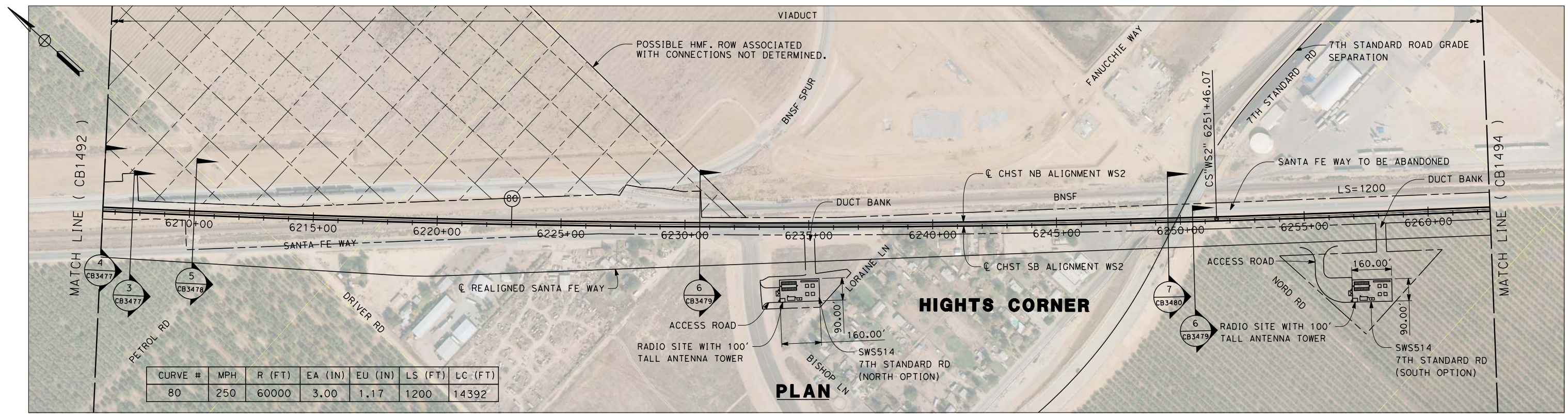
DESIGNED BY  
S. LITSAS  
DRAWN BY  
J. BORGHESI  
CHECKED BY  
G. MEJIA  
IN CHARGE  
R. COFFIN  
DATE  
12/31/13

**RECORD SET 15%  
DESIGN SUBMISSION**  
  
**NOT FOR  
CONSTRUCTION**



**CALIFORNIA HIGH-SPEED TRAIN PROJECT**  
**FRESNO TO BAKERSFIELD**  
WASCO-SHAFTER BYPASS SUBSECTION  
ALIGNMENT WS2  
STA. 6150+50 TO 6206+50  
PLAN AND PROFILE

CONTRACT NO.  
HSR 06-0003  
DRAWING NO.  
CB1492  
SCALE  
AS SHOWN  
SHEET NO.  
10 OF 21



**PROFILE**

eron\_sudhausen 12/12/2013 11:45:00 PM c:\pwworking\hmm\external\eron\_sudhausen-arup.com\dms69052\FB-CB-1493-WS2.dgn

STATION	6206+50	6210+00	6220+00	6230+00	6240+00	6250+00	6260+00	6262+50	TOTAL
Exc									
Emb									

REV	DATE	BY	CHK	APP	DESCRIPTION

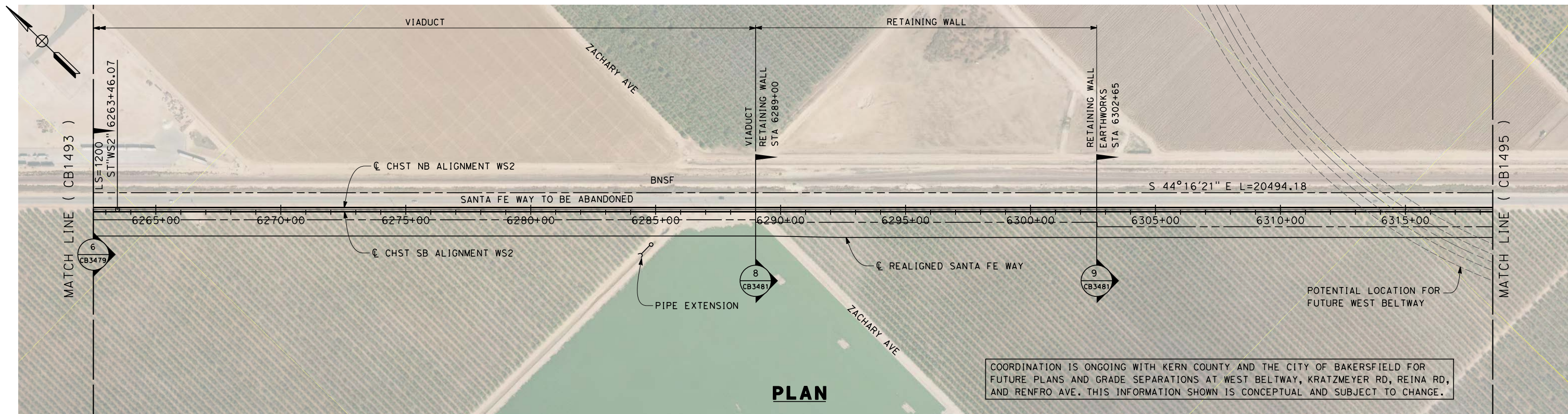
DESIGNED BY  
S. LITSAS  
 DRAWN BY  
J. BORGHESI  
 CHECKED BY  
G. MEJIA  
 IN CHARGE  
R. COFFIN  
 DATE  
12/31/13

**RECORD SET 15%  
DESIGN SUBMISSION**  
  
**NOT FOR  
CONSTRUCTION**

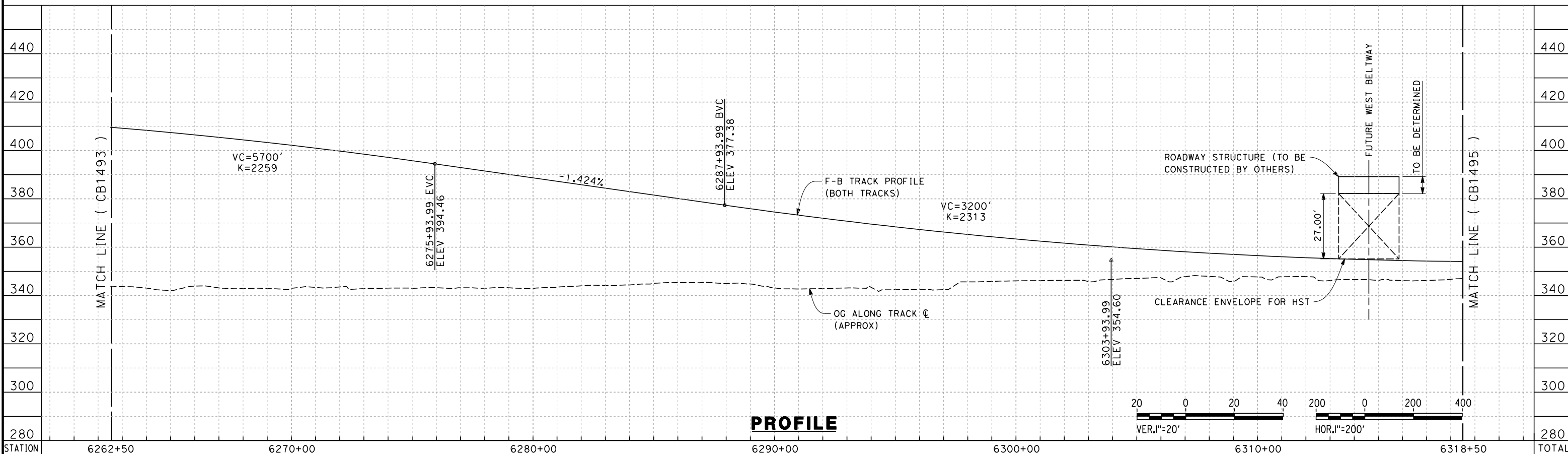


**CALIFORNIA HIGH-SPEED TRAIN PROJECT**  
**FRESNO TO BAKERSFIELD**  
 WASCO-SHAFTER BYPASS SUBSECTION  
 ALIGNMENT WS2  
 STA. 6206+50 TO 6262+50  
 PLAN AND PROFILE

CONTRACT NO.  
HSR 06-0003  
 DRAWING NO.  
CB1493  
 SCALE  
AS SHOWN  
 SHEET NO.  
11 OF 21



**PLAN**



**PROFILE**

STATION	6262+50	6270+00	6280+00	6290+00	6300+00	6310+00	6318+50	TOTAL
Exc								
Emb								

REV	DATE	BY	CHK	APP	DESCRIPTION

DESIGNED BY  
S. LITSAS  
DRAWN BY  
J. BORGHESI  
CHECKED BY  
G. MEJIA  
IN CHARGE  
R. COFFIN  
DATE  
12/31/13

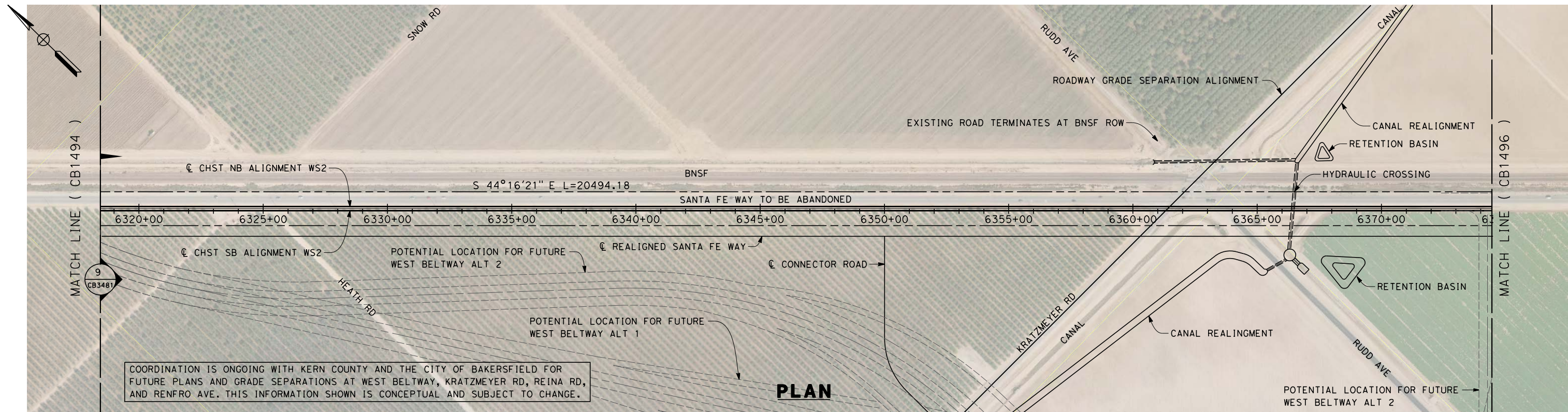
**RECORD SET 15%  
DESIGN SUBMISSION**  
  
**NOT FOR  
CONSTRUCTION**



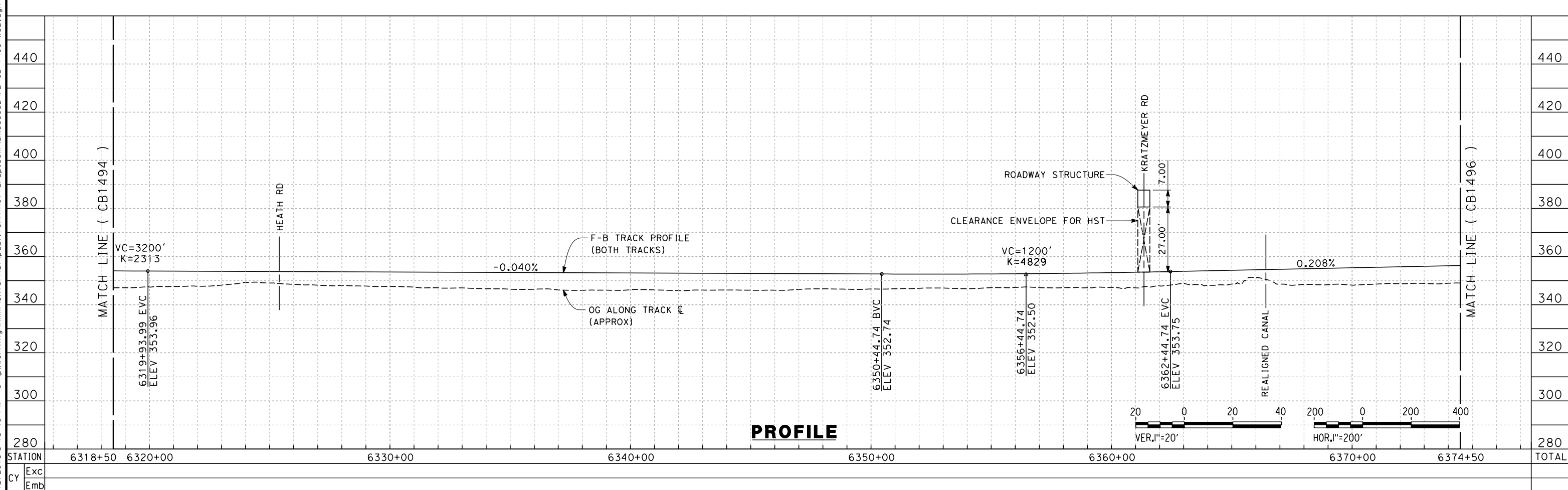
**CALIFORNIA HIGH-SPEED TRAIN PROJECT  
FRESNO TO BAKERSFIELD**  
WASCO-SHAFTER BYPASS SUBSECTION  
ALIGNMENT WS2  
STA. 6262+50 TO 6318+50  
PLAN AND PROFILE

CONTRACT NO.  
HSR 06-0003  
DRAWING NO.  
CB1494  
SCALE  
AS SHOWN  
SHEET NO.  
12 OF 21

12/12/2013 5:12:22 PM c:\pwworking\hmm\external\paul.tonkin01-arup.com\dms69052\FB-CB-1494-WS2.dgn paul.tonkin



**PLAN**



**PROFILE**

STATION	6318+50	6320+00	6330+00	6340+00	6350+00	6360+00	6370+00	6374+50	TOTAL
Exc									
Emb									

DESIGNED BY	S. LITSAS
DRAWN BY	J. BORGHESI
CHECKED BY	G. MEJIA
IN CHARGE	R. COFFIN
DATE	12/31/13

<b>RECORD SET 15% DESIGN SUBMISSION</b>
<b>NOT FOR CONSTRUCTION</b>

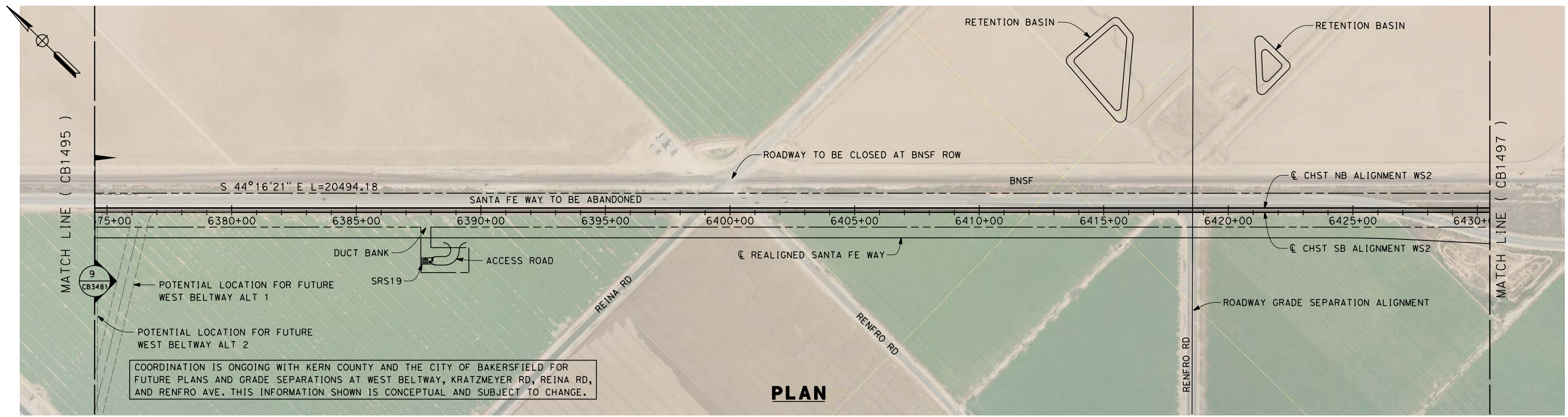
  

--	--

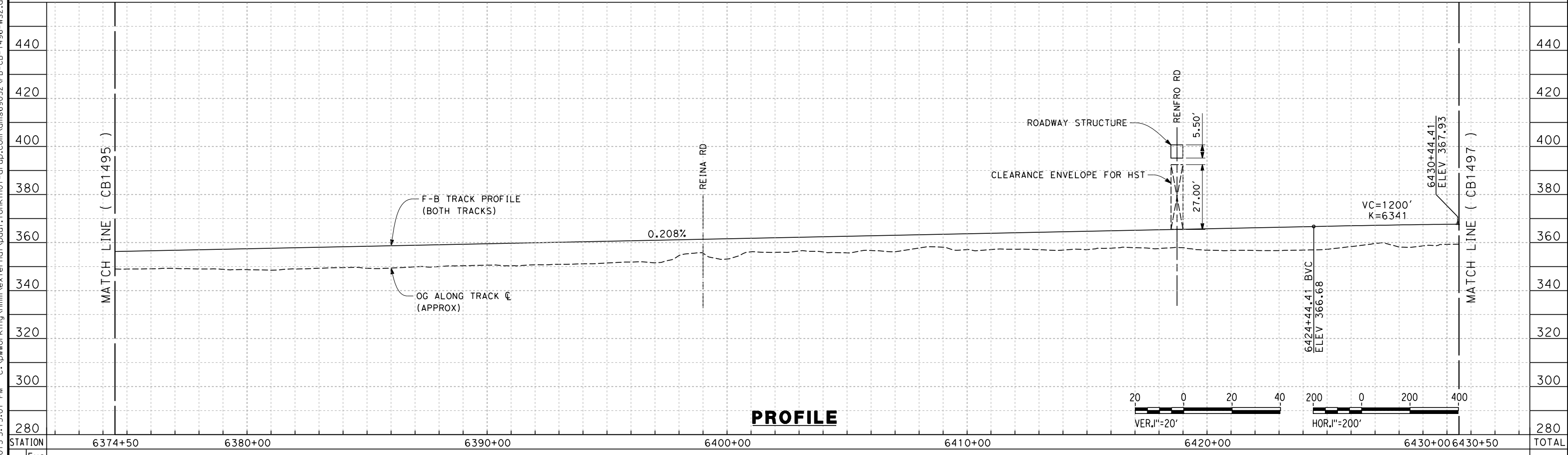
  

<b>CALIFORNIA HIGH-SPEED TRAIN PROJECT</b> <b>FRESNO TO BAKERSFIELD</b> WASCO-SHAFTER BYPASS SUBSECTION ALIGNMENT WS2 STA. 6318+50 TO 6374+50 PLAN AND PROFILE	CONTRACT NO. HSR 06-0003 DRAWING NO. CB1495 SCALE AS SHOWN SHEET NO. 13 OF 21
---	--

12/12/2013 5:13:46 PM c:\pwworking\hmm\external\paul.tonkin01-arup.com\dms69052\FB-CB-1495-WS2.dgn paul.tonkin



COORDINATION IS ONGOING WITH KERN COUNTY AND THE CITY OF BAKERSFIELD FOR FUTURE PLANS AND GRADE SEPARATIONS AT WEST BELTWAY, KRATZMEYER RD, REINA RD, AND RENFRO AVE. THIS INFORMATION SHOWN IS CONCEPTUAL AND SUBJECT TO CHANGE.



STATION	6374+50	6380+00	6390+00	6400+00	6410+00	6420+00	6430+00	6430+50	TOTAL
CY	Exc								
	Emb								

REV	DATE	BY	CHK	APP	DESCRIPTION

DESIGNED BY  
S. LITSAS  
DRAWN BY  
J. BORGHESI  
CHECKED BY  
G. MEJIA  
IN CHARGE  
R. COFFIN  
DATE  
12/31/13

**RECORD SET 15%  
DESIGN SUBMISSION**

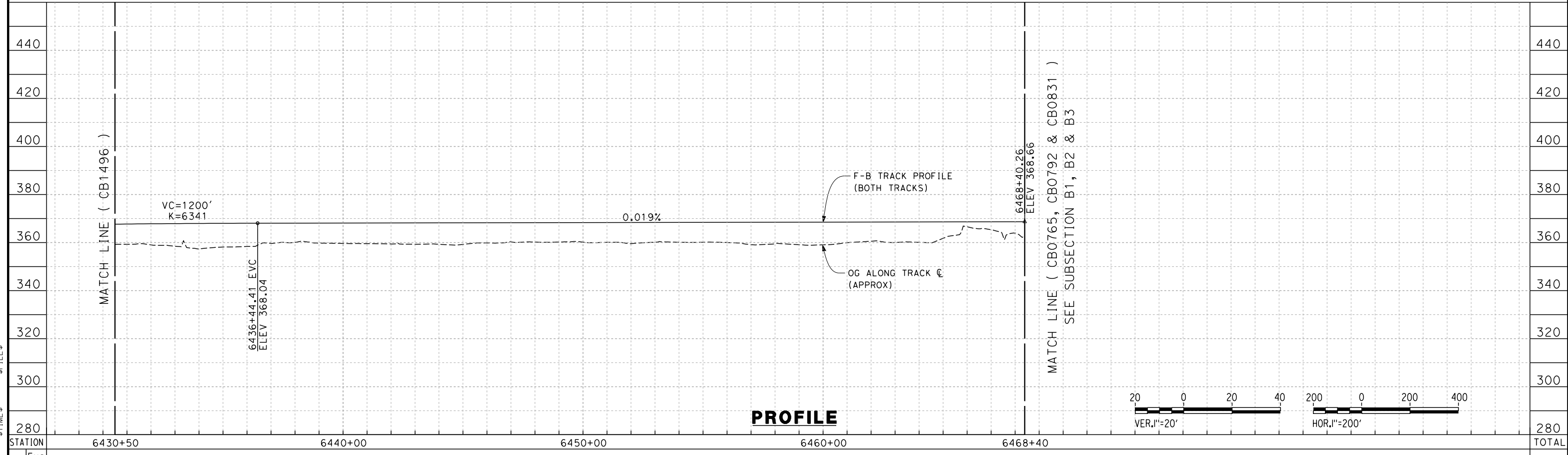
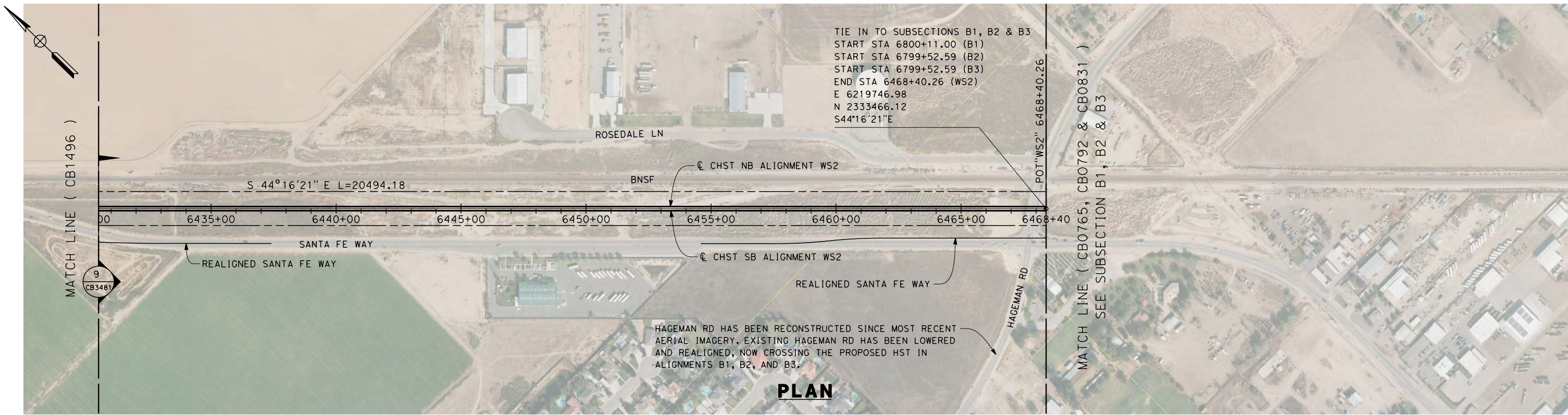
**NOT FOR  
CONSTRUCTION**



**CALIFORNIA HIGH-SPEED TRAIN PROJECT**  
**FRESNO TO BAKERSFIELD**  
WASCO-SHAFTER BYPASS SUBSECTION  
ALIGNMENT WS2  
STA. 6374+50 TO 6430+50  
PLAN AND PROFILE

CONTRACT NO.  
HSR 06-0003  
DRAWING NO.  
CB1496  
SCALE  
AS SHOWN  
SHEET NO.  
14 OF 21

12/12/2013 5:15:01 PM c:\pwworking\hmm\external\paul.tonkin01-arup.com\dms69052\FB-CB-1496-WS2.dgn paul.tonkin

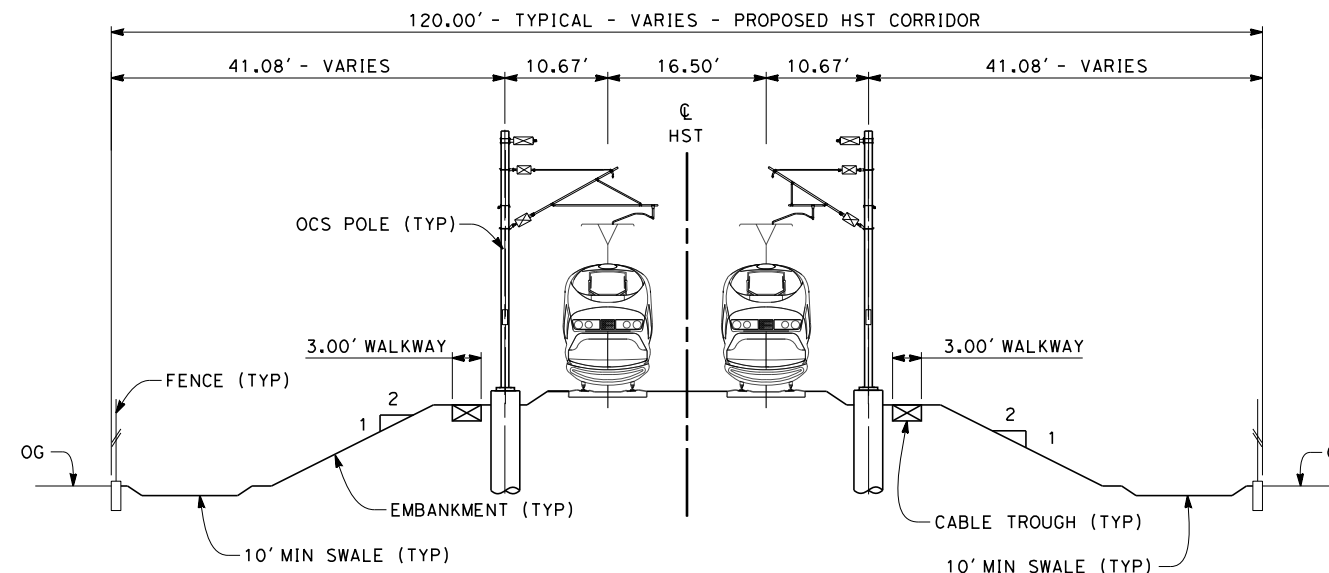


DESIGNED BY S. LITSAS	<b>RECORD SET 15% DESIGN SUBMISSION</b>  <b>NOT FOR CONSTRUCTION</b>			<b>CALIFORNIA HIGH-SPEED TRAIN PROJECT FRESNO TO BAKERSFIELD</b> WASCO-SHAFTER BYPASS SUBSECTION ALIGNMENT WS2 STA. 6430+50 TO 6468+40 PLAN AND PROFILE	CONTRACT NO. HSR 06-0003
DRAWN BY J. BORGHESI					DRAWING NO. CB1497
CHECKED BY G. MEJIA					SCALE AS SHOWN
IN CHARGE R. COFFIN					SHEET NO. 15 OF 21
DATE 12/31/13					

<table border="1"> <tr> <td>REV</td> <td>DATE</td> <td>BY</td> <td>CHK</td> <td>APP</td> <td>DESCRIPTION</td> </tr> <tr> <td> </td> <td> </td> <td> </td> <td> </td> <td> </td> <td> </td> </tr> </table>	REV	DATE	BY	CHK	APP	DESCRIPTION							<table border="1"> <tr> <td>\$USER\$</td> <td>\$DATE\$</td> <td>\$TIME\$</td> <td>\$FILE\$</td> </tr> <tr> <td> </td> <td> </td> <td> </td> <td> </td> </tr> </table>	\$USER\$	\$DATE\$	\$TIME\$	\$FILE\$				
REV	DATE	BY	CHK	APP	DESCRIPTION																
\$USER\$	\$DATE\$	\$TIME\$	\$FILE\$																		

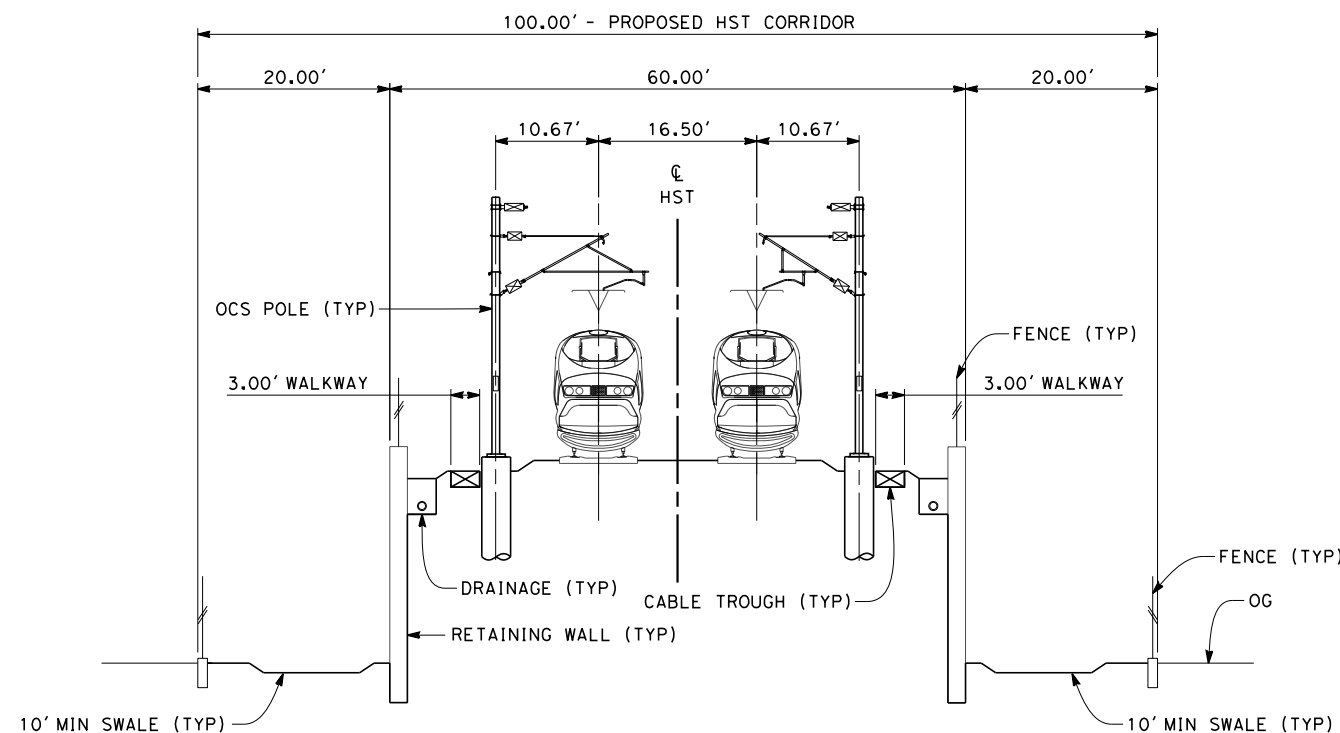
NOTES:

1. TRACKFORM SHOWN IS INDICATIVE
2. FOR STRUCTURE DIMENSIONS SEE STRUCTURAL CROSS SECTIONS
3. SUPERELEVATION IS NOT SHOWN. THE AMOUNT OF APPLIED SUPERELEVATION IS SHOWN IN THE CURVE DATA TABLES.



**SECTION 1**

TWIN TRACK - AT-GRADE WITH OPEN DRAINAGE  
STA 5703+34 THROUGH STA 6143+25



**SECTION 2**

TWIN TRACK - RETAINED EMBANKMENT  
STA 6143+25 THROUGH STA 6185+00



12/12/2013 5:17:01 PM c:\pwworking\hmm\external\paul.tonkin01-arup.com\dms69052\FB-CB-3476-WS2.dgn paul.tonkin

REV	DATE	BY	CHK	APP	DESCRIPTION

DESIGNED BY  
S. LITSAS  
DRAWN BY  
J. BORGHESI  
CHECKED BY  
G. MEJIA  
IN CHARGE  
R. COFFIN  
DATE  
12/31/13

**RECORD SET 15%  
DESIGN SUBMISSION**  
  
**NOT FOR  
CONSTRUCTION**



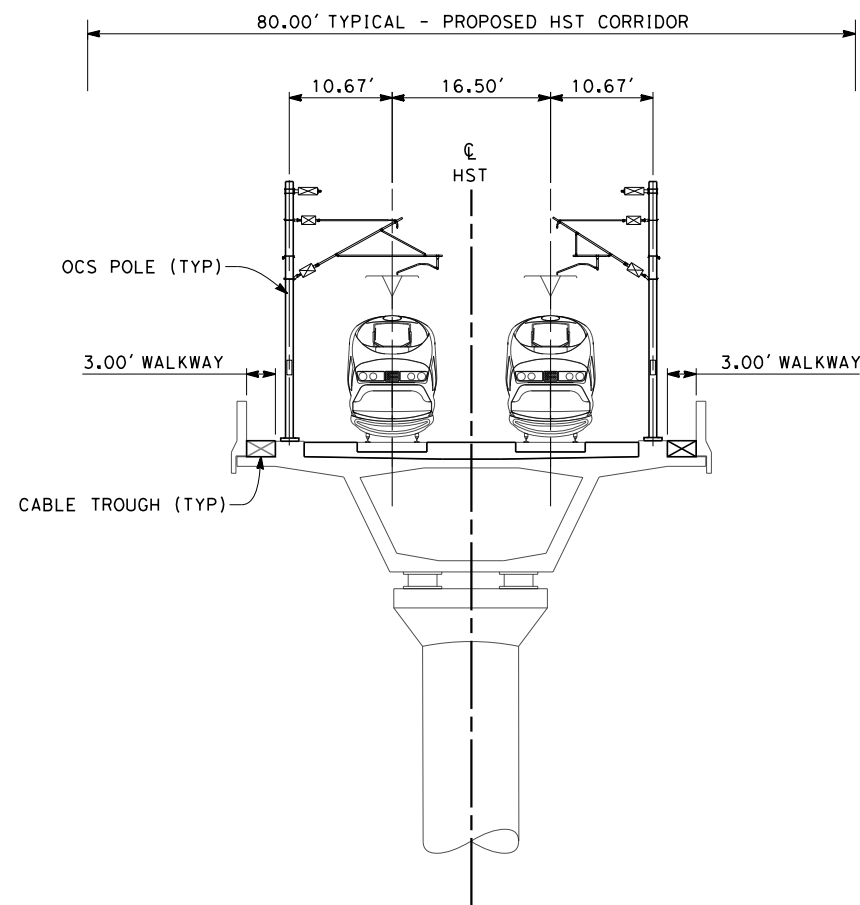
**CALIFORNIA HIGH-SPEED TRAIN PROJECT  
FRESNO TO BAKERSFIELD**  
WASCO-SHAFTER BYPASS SUBSECTION  
ALIGNMENT WS2  
TYPICAL SECTIONS

CONTRACT NO.  
HSR 06-0003  
DRAWING NO.  
CB3476  
SCALE  
AS SHOWN  
SHEET NO.  
16 OF 21



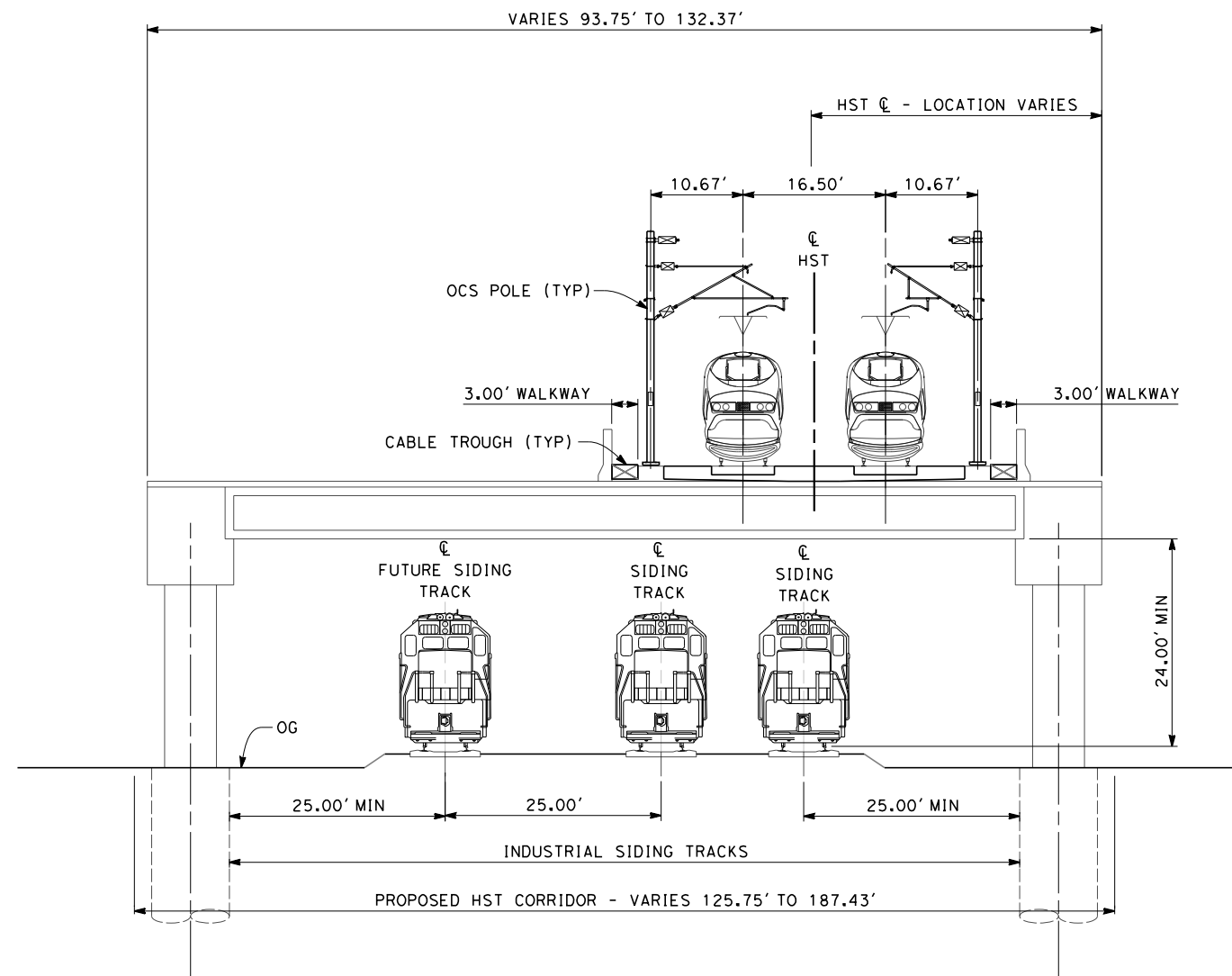
NOTES:

1. TRACKFORM SHOWN IS INDICATIVE
2. FOR STRUCTURE DIMENSIONS SEE STRUCTURAL CROSS SECTIONS
3. SUPERELEVATION IS NOT SHOWN. THE AMOUNT OF APPLIED SUPERELEVATION IS SHOWN IN THE CURVE DATA TABLES.



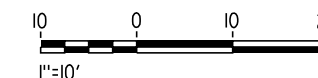
**SECTION 3**

TWIN TRACK - AERIAL STRUCTURE  
 STA 6185+00 THROUGH STA 6195+80  
 STA 6207+80 THROUGH STA 6210+20



**SECTION 4**

TWIN TRACK - ELEVATED SLAB OVER SHAFTER INDUSTRIAL YARD  
 STA 6195+80 THROUGH STA 6207+80



12/12/2013 5:17:25 PM c:\pwworking\hmm\external\paul.tonkin01-arup.com\dms69052\FB-CB-3477-WS2.dgn paul.tonkin

REV	DATE	BY	CHK	APP	DESCRIPTION

DESIGNED BY  
S. LITSAS  
 DRAWN BY  
J. BORGHESI  
 CHECKED BY  
G. MEJIA  
 IN CHARGE  
R. COFFIN  
 DATE  
12/31/13

**RECORD SET 15%  
 DESIGN SUBMISSION**  
  
**NOT FOR  
 CONSTRUCTION**

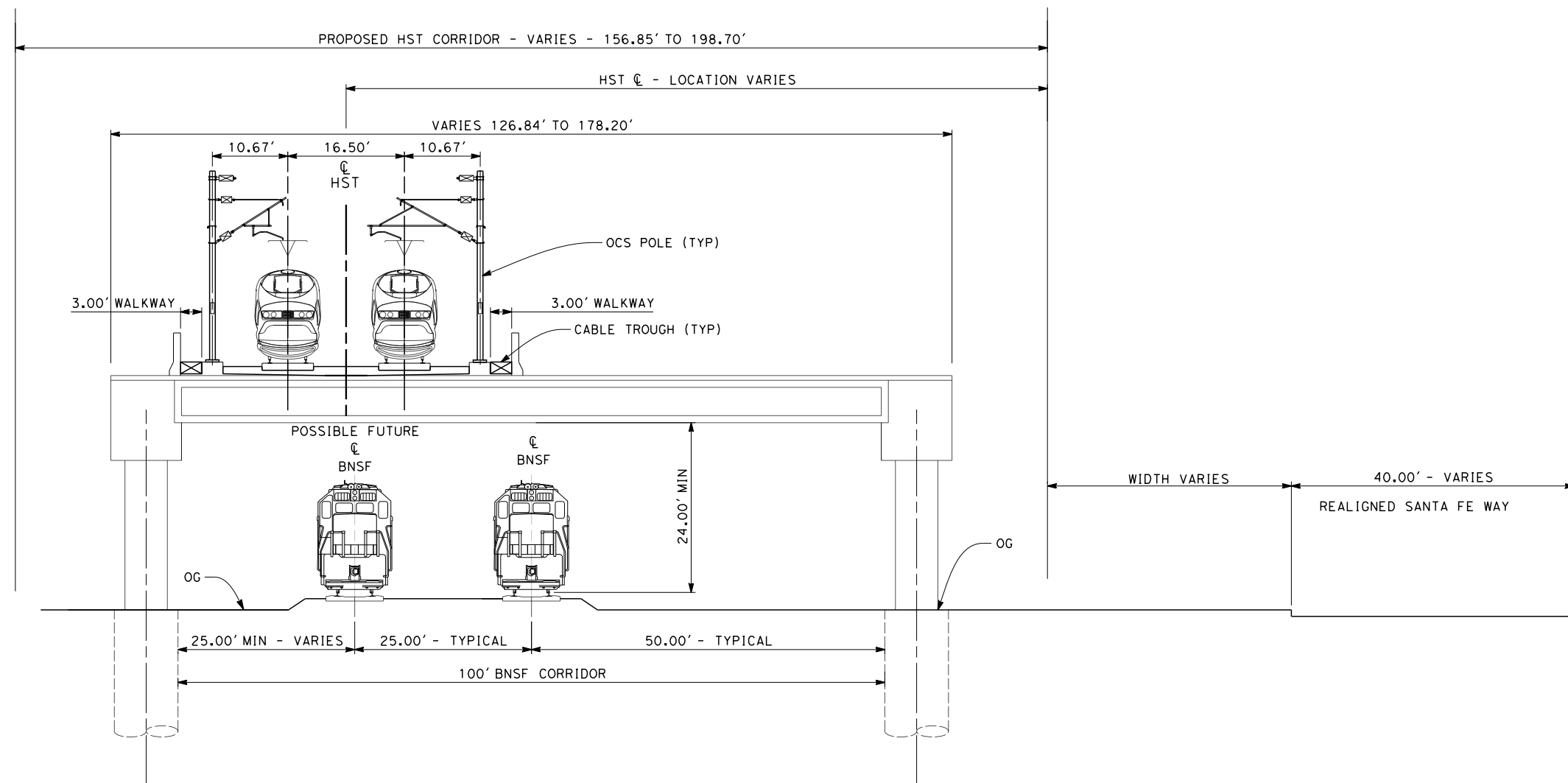


**CALIFORNIA HIGH-SPEED TRAIN PROJECT  
 FRESNO TO BAKERSFIELD**  
 WASCO-SHAFTER BYPASS SUBSECTION  
 ALIGNMENT WS2  
 TYPICAL SECTIONS

CONTRACT NO.  
HSR 06-0003  
 DRAWING NO.  
CB3477  
 SCALE  
AS SHOWN  
 SHEET NO.  
17 OF 21

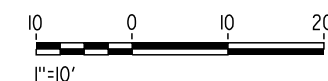
NOTES:

1. TRACKFORM SHOWN IS INDICATIVE
2. FOR STRUCTURE DIMENSIONS SEE STRUCTURAL CROSS SECTIONS
3. SUPERELEVATION IS NOT SHOWN. THE AMOUNT OF APPLIED SUPERELEVATION IS SHOWN IN THE CURVE DATA TABLES.



**SECTION 5**

TWIN TRACK - ELEVATED SLAB OVER BNSF  
 STA 6210+20 THROUGH STA 6230+60



eron\_sudhausen 12/12/2013 11:34:31 PM c:\pwworking\hmm\external\eron\_sudhausen-arup.com\dms69052\FB-CB-3478-WS2.dgn

REV	DATE	BY	CHK	APP	DESCRIPTION

DESIGNED BY  
**S. LITSAS**  
 DRAWN BY  
**J. BORGHESI**  
 CHECKED BY  
**G. MEJIA**  
 IN CHARGE  
**R. COFFIN**  
 DATE  
**12/31/13**

**RECORD SET 15%  
 DESIGN SUBMISSION**  
  
**NOT FOR  
 CONSTRUCTION**

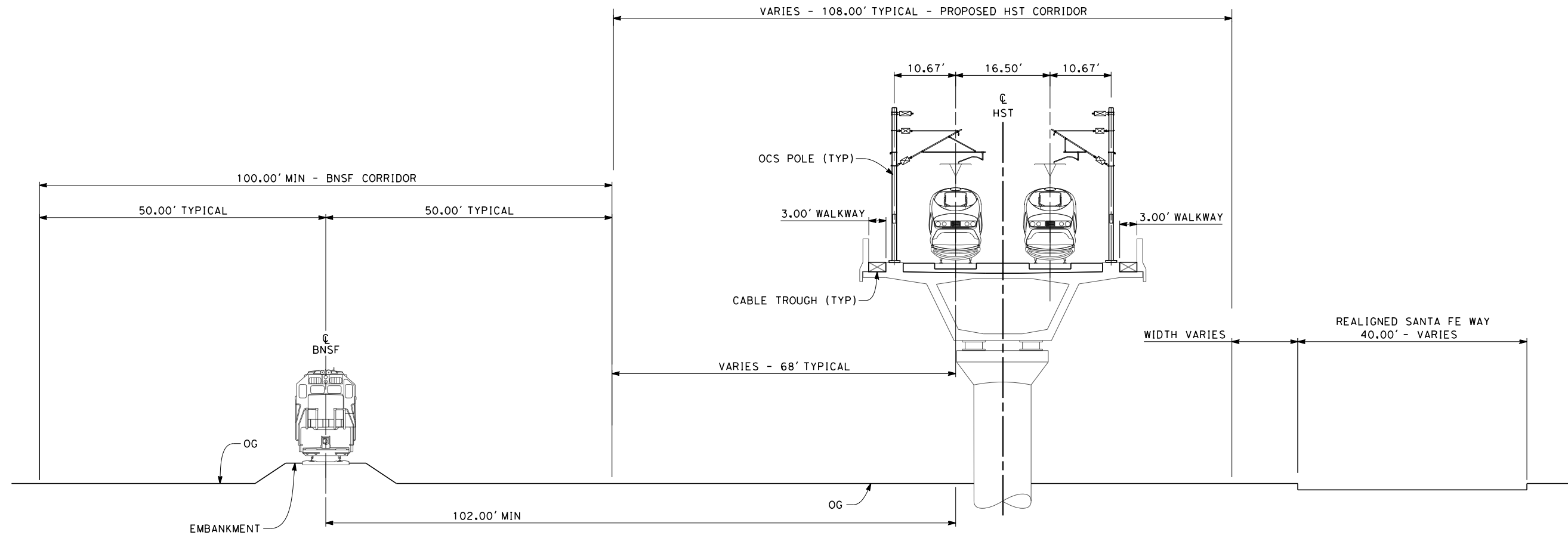


**CALIFORNIA HIGH-SPEED TRAIN PROJECT**  
**FRESNO TO BAKERSFIELD**  
 WASCO-SHAFTER BYPASS SUBSECTION  
 ALIGNMENT WS2  
 TYPICAL SECTIONS

CONTRACT NO.  
 HSR 06-0003  
 DRAWING NO.  
 CB3478  
 SCALE  
 AS SHOWN  
 SHEET NO.  
 18 OF 21

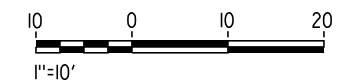
NOTES:

1. TRACKFORM SHOWN IS INDICATIVE
2. FOR STRUCTURE DIMENSIONS SEE STRUCTURAL CROSS SECTIONS
3. SUPERELEVATION IS NOT SHOWN. THE AMOUNT OF APPLIED SUPERELEVATION IS SHOWN IN THE CURVE DATA TABLES.



**SECTION 6**

TWIN TRACK - AERIAL VIADUCT, BETWEEN SINGLE - TRACK BNSF AND REALIGNED SANTA FE WAY  
 STA 6230+60 THROUGH STA 6249+50  
 STA 6250+50 THROUGH STA 6289+00



12/12/2013 5:18:17 PM c:\pwworking\hmm\external\paul.tonkin01-arup.com\dms69052\FB-CB-3479-WS2.dgn paul.tonkin

REV	DATE	BY	CHK	APP	DESCRIPTION

DESIGNED BY  
S. LITSAS  
 DRAWN BY  
J. BORGHESI  
 CHECKED BY  
G. MEJIA  
 IN CHARGE  
R. COFFIN  
 DATE  
12/31/13

**RECORD SET 15%  
 DESIGN SUBMISSION**  
  
**NOT FOR  
 CONSTRUCTION**

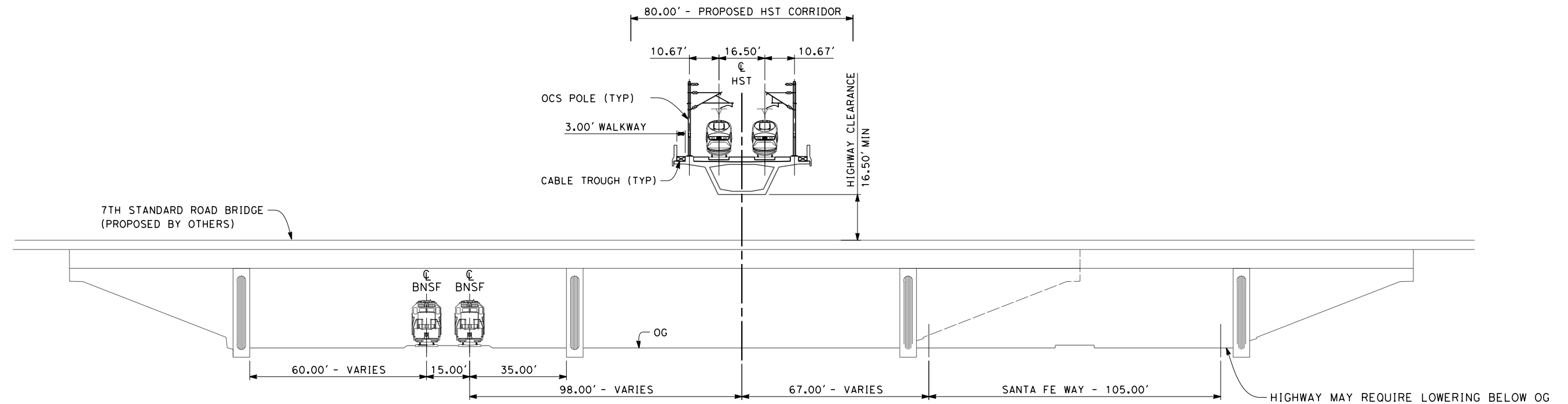


**CALIFORNIA HIGH-SPEED TRAIN PROJECT  
 FRESNO TO BAKERSFIELD**  
 WASCO-SHAFTER BYPASS SUBSECTION  
 ALIGNMENT WS2  
 TYPICAL SECTIONS

CONTRACT NO.  
HSR 06-0003  
 DRAWING NO.  
CB3479  
 SCALE  
AS SHOWN  
 SHEET NO.  
19 OF 21

NOTES:

1. TRACKFORM SHOWN IS INDICATIVE
2. FOR STRUCTURE DIMENSIONS SEE STRUCTURAL CROSS SECTIONS
3. SUPERELEVATION IS NOT SHOWN. THE AMOUNT OF APPLIED SUPERELEVATION IS SHOWN IN THE CURVE DATA TABLES.



**SECTION 7**

TWIN TRACK AT 7TH STANDARD RD CROSSING  
STA 6249+50 THROUGH STA 6250+50



12/12/2013 5:18:53 PM c:\pwworking\hmm\external\paul.tonkin01-arup.com\dms69052\FB-CB-3480-WS2.dgn paul.tonkin

REV	DATE	BY	CHK	APP	DESCRIPTION

DESIGNED BY  
S. LITSAS  
DRAWN BY  
J. BORGHESI  
CHECKED BY  
G. MEJIA  
IN CHARGE  
R. COFFIN  
DATE  
12/31/13

**RECORD SET 15%  
DESIGN SUBMISSION**  
  
**NOT FOR  
CONSTRUCTION**

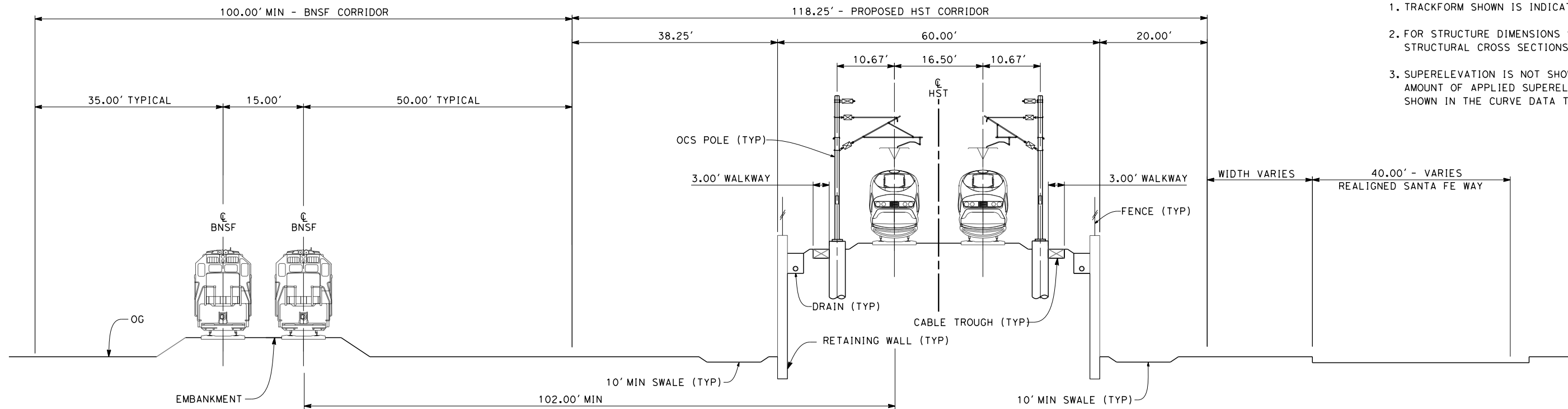


**CALIFORNIA HIGH-SPEED TRAIN PROJECT  
FRESNO TO BAKERSFIELD**  
WASCO-SHAFTER BYPASS SUBSECTION  
ALIGNMENT WS2  
TYPICAL SECTIONS

CONTRACT NO.  
HSR 06-0003  
DRAWING NO.  
CB3480  
SCALE  
AS SHOWN  
SHEET NO.  
20 OF 21

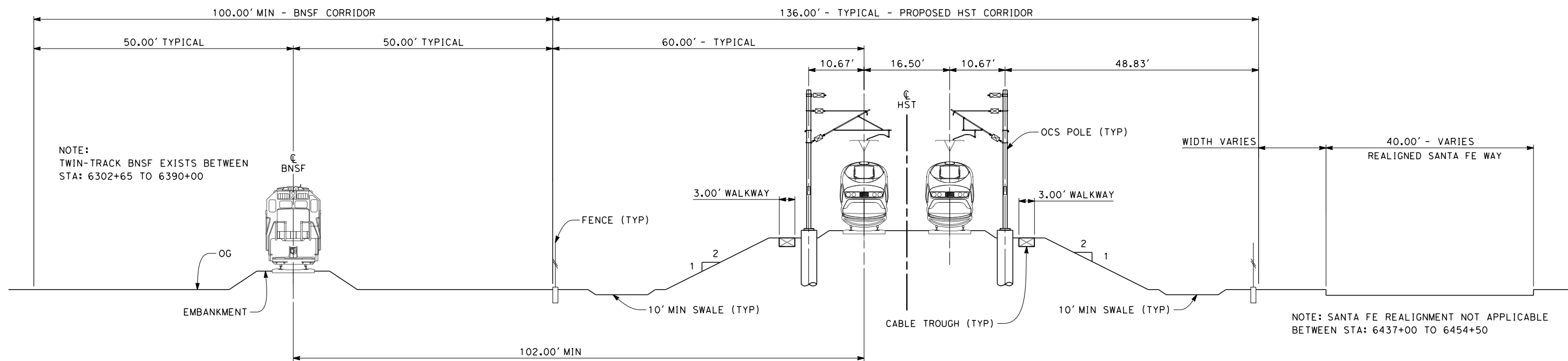
NOTES:

1. TRACKFORM SHOWN IS INDICATIVE
2. FOR STRUCTURE DIMENSIONS SEE STRUCTURAL CROSS SECTIONS
3. SUPERELEVATION IS NOT SHOWN. THE AMOUNT OF APPLIED SUPERELEVATION IS SHOWN IN THE CURVE DATA TABLES.



**SECTION 8**

TWIN TRACK ON RETAINED EMBANKMENT, BETWEEN EXISTING BNSF AND REALIGNED SANTA FE WAY  
STA 6289+00 THROUGH STA 6302+65



**SECTION 9**

TWIN TRACK, AT-GRADE BETWEEN EXISTING BNSF AND REALIGNED SANTA FE WAY  
STA 6302+65 THROUGH STA 6468+40.26



er-on\_sudhausen 12/12/2013 11:36:42 PM c:\pwworking\hmm\external\eron.sudhausen-arup.com\dms69052\FB-CB-3481-WS2.dgn

REV	DATE	BY	CHK	APP	DESCRIPTION

DESIGNED BY  
S. LITSAS  
DRAWN BY  
J. BORGHESI  
CHECKED BY  
G. MEJIA  
IN CHARGE  
R. COFFIN  
DATE  
12/31/13

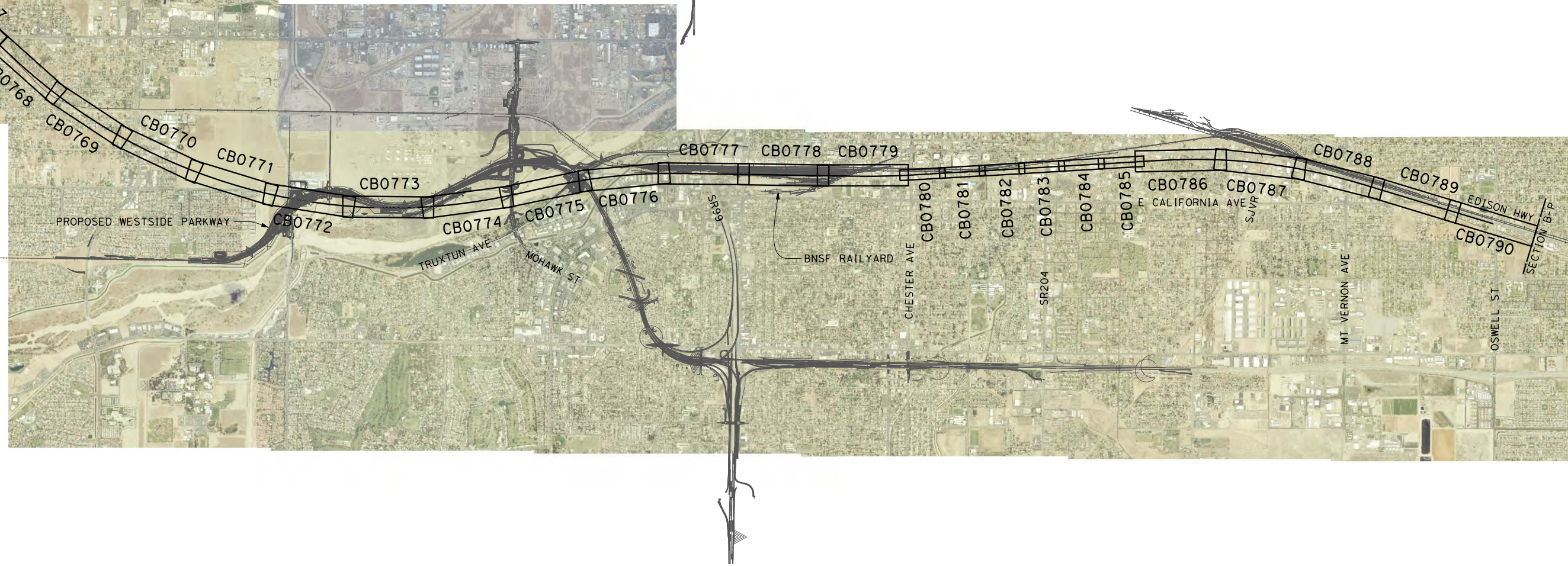
**RECORD SET 15%  
DESIGN SUBMISSION**

**NOT FOR  
CONSTRUCTION**



**CALIFORNIA HIGH-SPEED TRAIN PROJECT**  
**FRESNO TO BAKERSFIELD**  
WASCO-SHAFTER BYPASS SUBSECTION  
ALIGNMENT WS2  
TYPICAL SECTIONS

CONTRACT NO.  
HSR 06-0003  
DRAWING NO.  
CB3481  
SCALE  
AS SHOWN  
SHEET NO.  
21 OF 21



LEGEND	
	EXISTING FREIGHT RAILROAD
	PROPOSED CHST



c:\pwworking\hmm\external\emma.raynor-arup.com\dms69053\FB-CB-0764-B1.dgn 12/11/2013 7:26:46 PM emma.raynor

REV	DATE	BY	CHK	APP	DESCRIPTION

DESIGNED BY  
J. ENRIQUEZ  
DRAWN BY  
E. TANAKA  
CHECKED BY  
G. WALKER  
IN CHARGE  
R. COFFIN  
DATE  
12/31/13

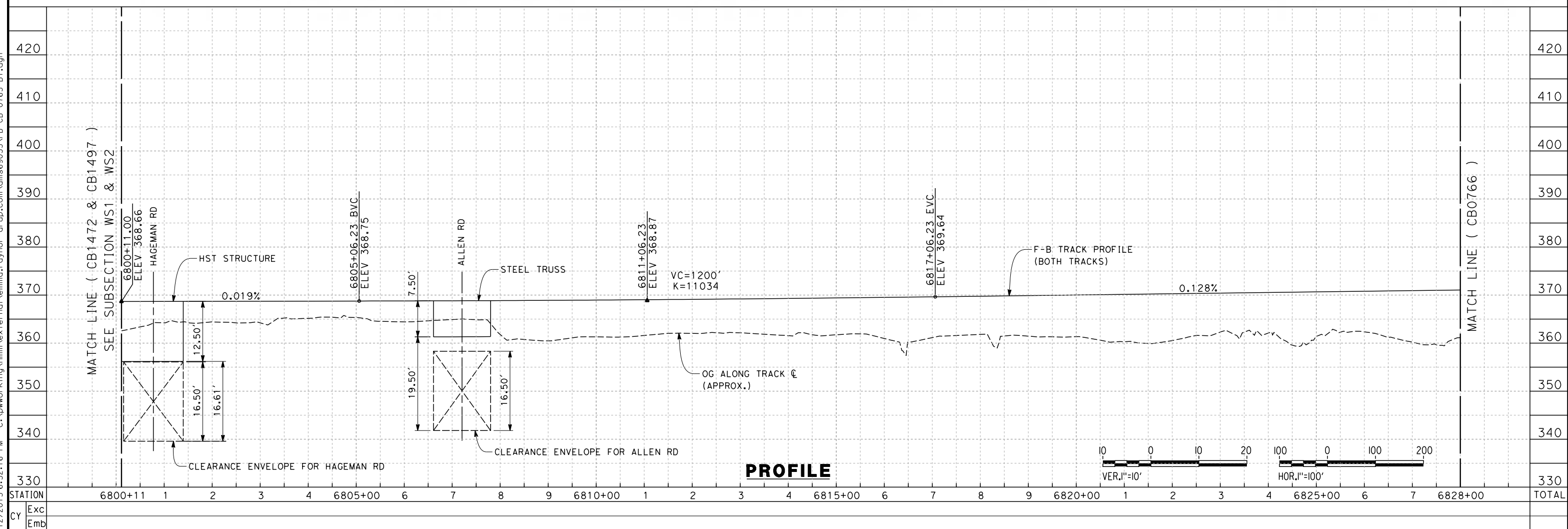
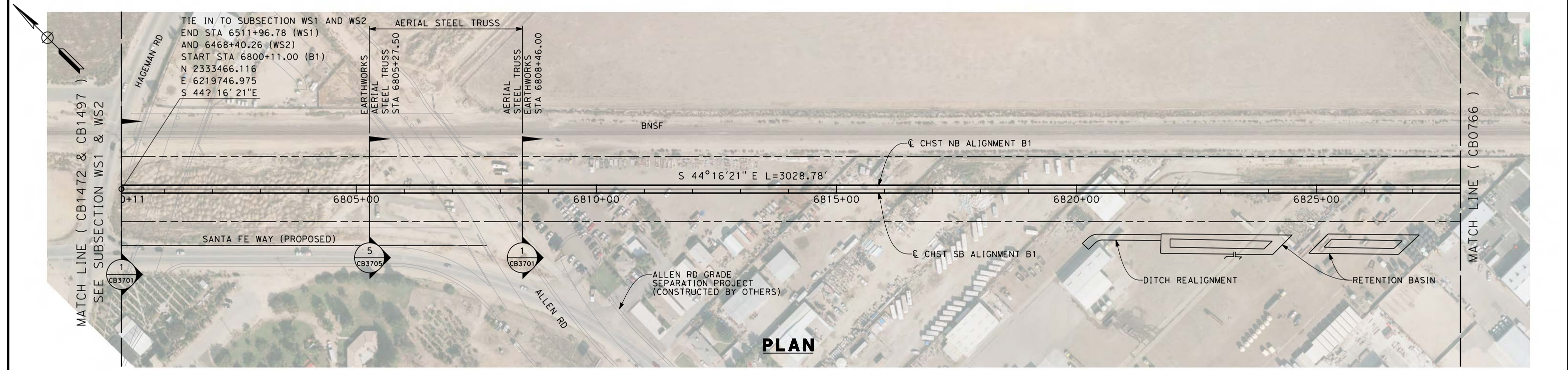
**RECORD SET 15%  
DESIGN SUBMISSION**

**NOT FOR  
CONSTRUCTION**



**CALIFORNIA HIGH-SPEED TRAIN PROJECT**  
**FRESNO TO BAKERSFIELD**  
BAKERSFIELD URBAN SUBSECTION  
ALIGNMENT B1  
STA. 6800+11 TO 7430+99.98  
KEY MAP

CONTRACT NO.  
HSR 06-0003  
DRAWING NO.  
CB0764  
SCALE  
AS SHOWN  
SHEET NO.  
1 OF 35



12/12/2013 6:52:16 PM c:\pwworking\hmm\external\emma\_raynor-arup.com\dms69053\FB-CB-0765-B1.dgn emma\_raynor

DESIGNED BY	J. ENRIQUEZ
DRAWN BY	E. TANAKA
CHECKED BY	G. WALKER
IN CHARGE	R. COFFIN
DATE	12/31/13

REV	DATE	BY	CHK	APP	DESCRIPTION

**RECORD SET 15%  
 DESIGN SUBMISSION**

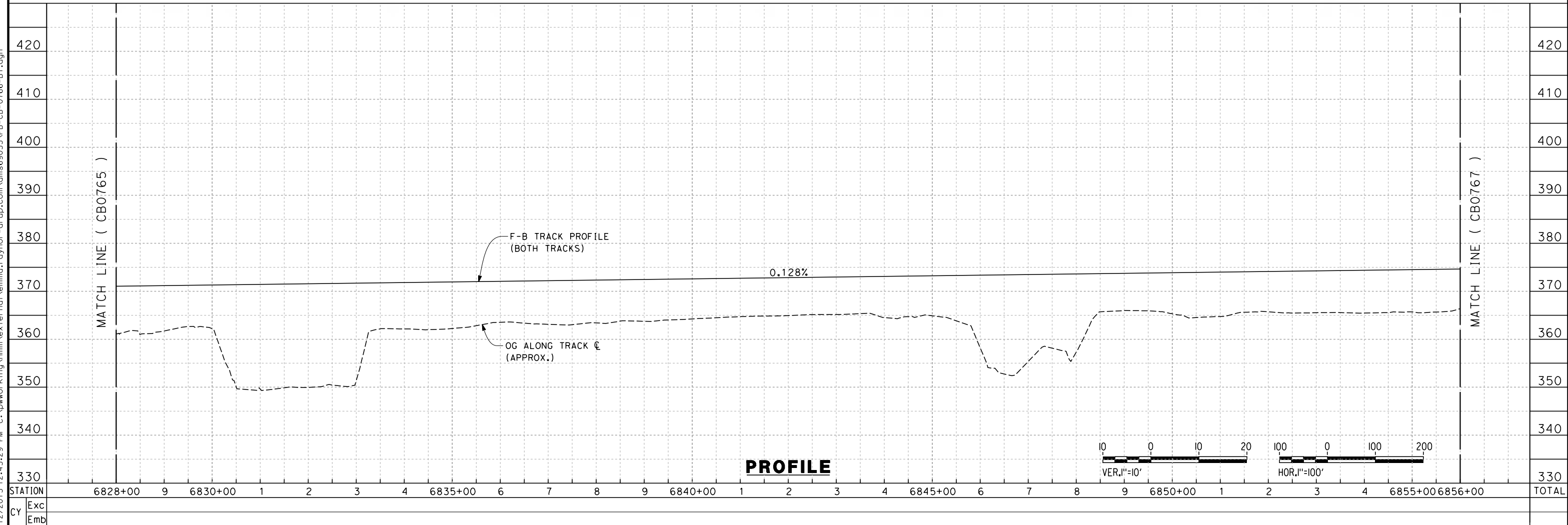
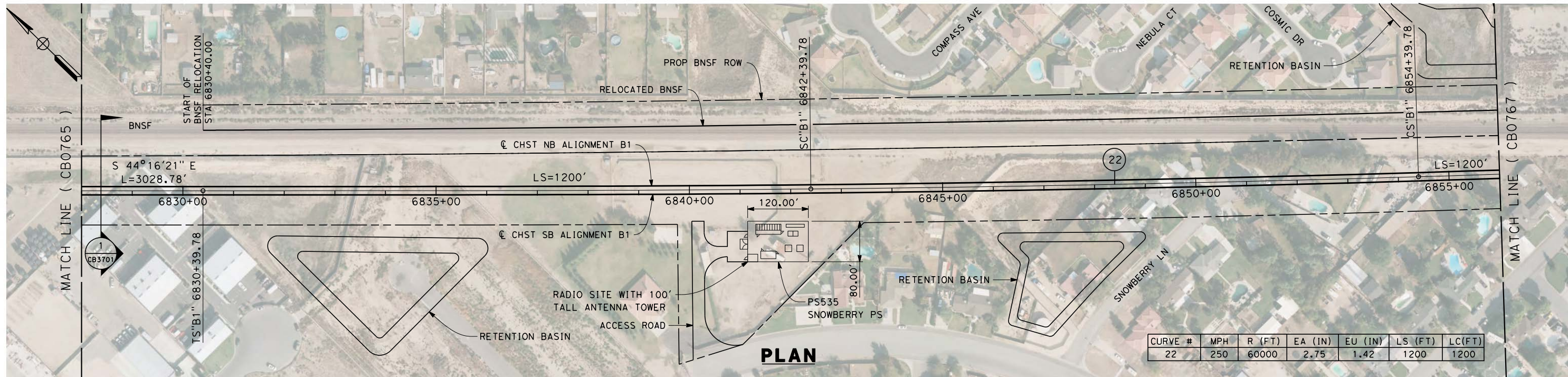
**NOT FOR  
 CONSTRUCTION**



**CALIFORNIA HIGH-SPEED TRAIN PROJECT  
 FRESNO TO BAKERSFIELD**

BAKERSFIELD URBAN SUBSECTION  
 ALIGNMENT B1  
 STA. 6800+11 TO 6828+00  
 PLAN AND PROFILE

CONTRACT NO.	HSR 06-0003
DRAWING NO.	CB0765
SCALE	AS SHOWN
SHEET NO.	2 OF 35



REV	DATE	BY	CHK	APP	DESCRIPTION

DESIGNED BY  
J. ENRIQUEZ  
DRAWN BY  
E. TANAKA  
CHECKED BY  
G. WALKER  
IN CHARGE  
R. COFFIN  
DATE  
12/31/13

**RECORD SET 15%  
DESIGN SUBMISSION**

**NOT FOR  
CONSTRUCTION**

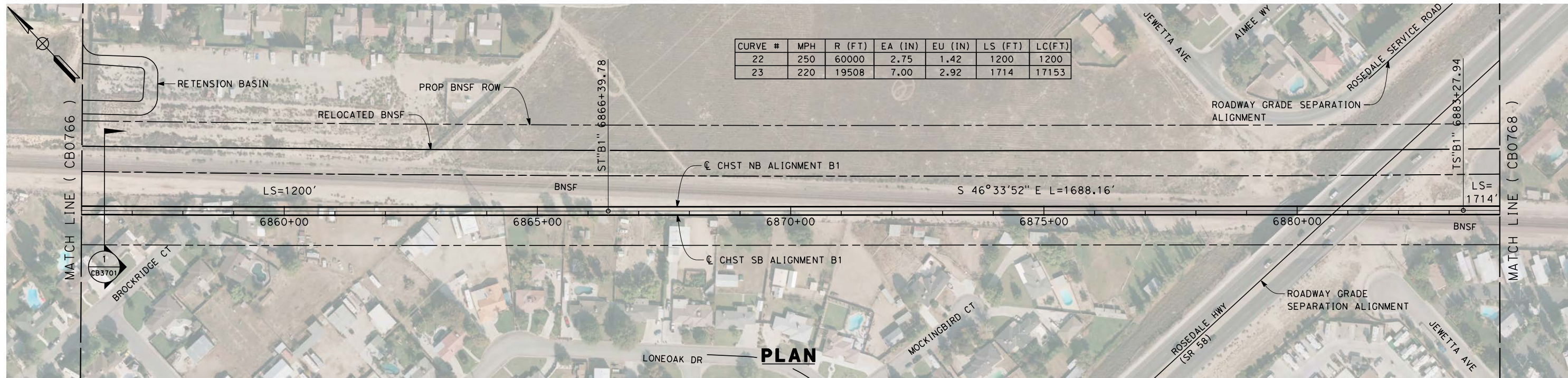


**CALIFORNIA HIGH-SPEED TRAIN PROJECT  
FRESNO TO BAKERSFIELD**  
BAKERSFIELD URBAN SUBSECTION  
ALIGNMENT B1  
STA. 6828+00 TO 6856+00  
PLAN AND PROFILE

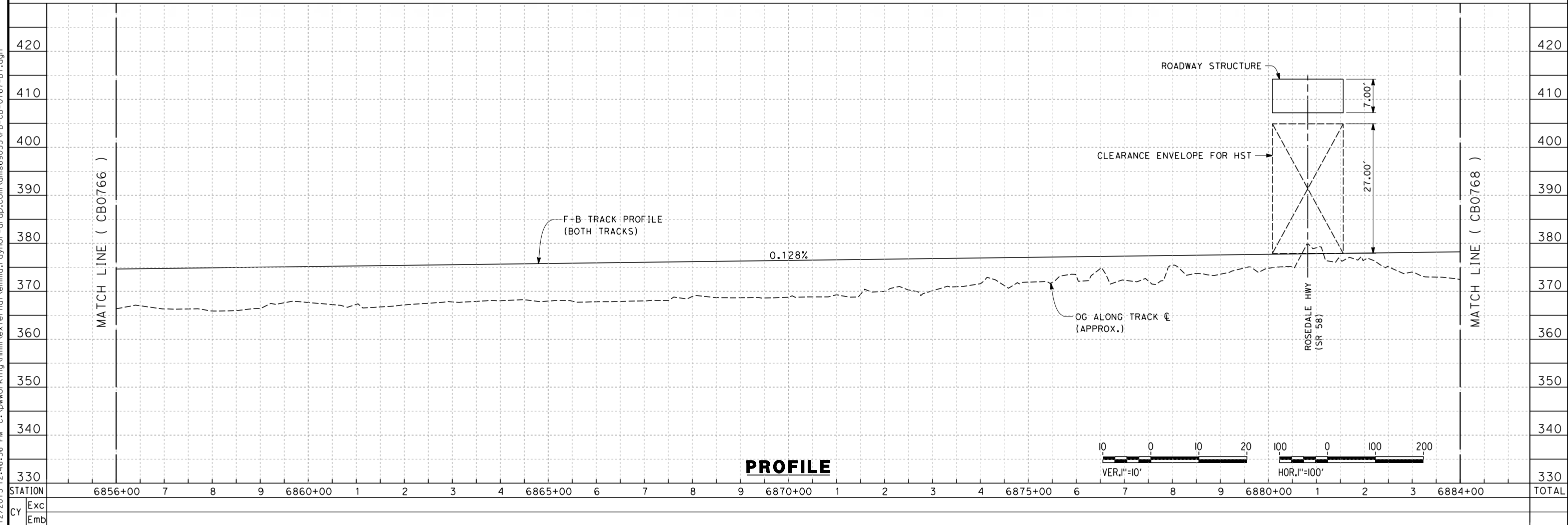
CONTRACT NO.  
HSR 06-0003  
DRAWING NO.  
CB0766  
SCALE  
AS SHOWN  
SHEET NO.  
3 OF 35

12/12/2013 12:45:29 PM c:\pwworking\hmm\external\emma.raynor-arup.com\dms69053\FB-CB-0766-B1.dgn emma.raynor





12/12/2013 12:46:56 PM c:\pwworking\hmm\external\emma\_raynor-arup.com\dms69053\FB-CB-0767-B1.dgn emma\_raynor



REV	DATE	BY	CHK	APP	DESCRIPTION

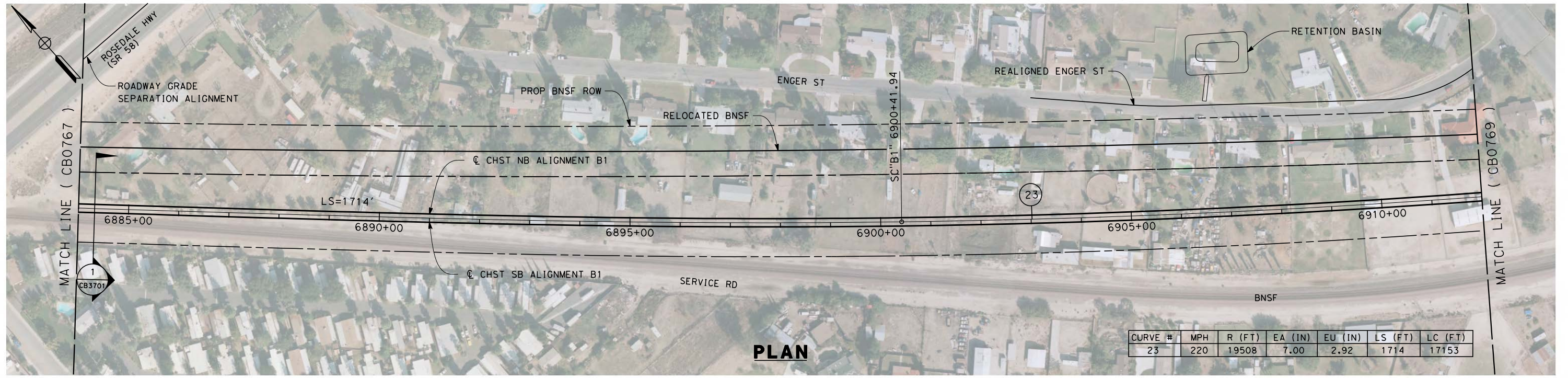
DESIGNED BY  
J. ENRIQUEZ  
DRAWN BY  
E. TANAKA  
CHECKED BY  
G. WALKER  
IN CHARGE  
R. COFFIN  
DATE  
12/31/13

**RECORD SET 15%  
DESIGN SUBMISSION**  
  
**NOT FOR  
CONSTRUCTION**

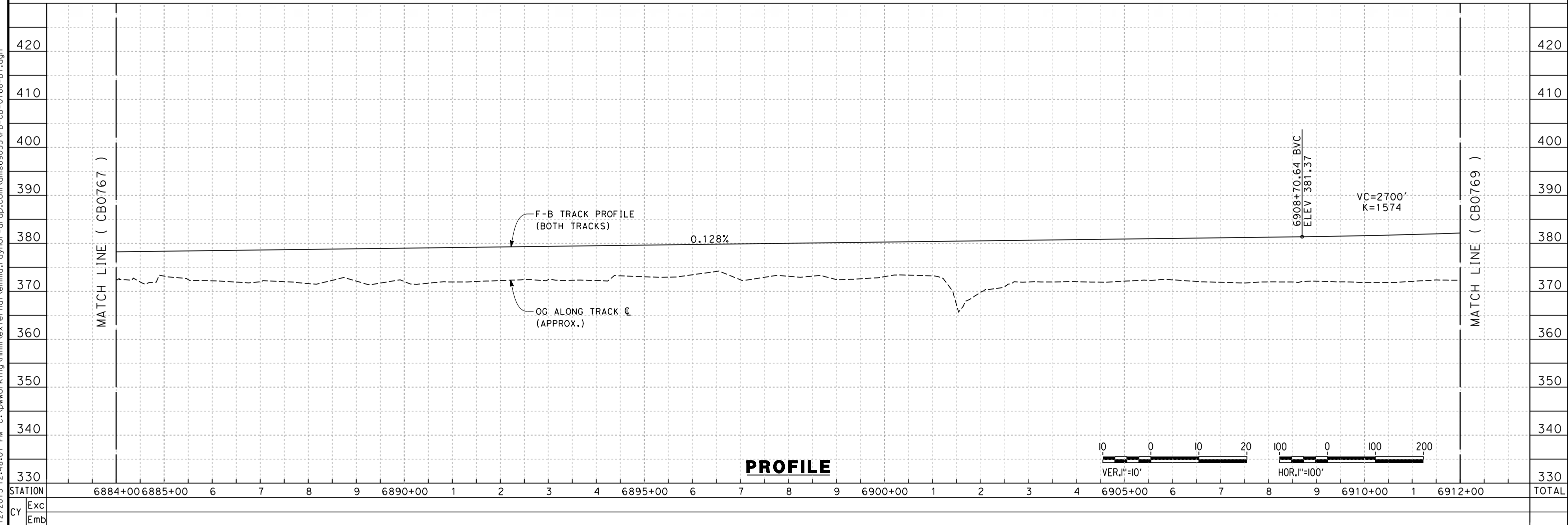


**CALIFORNIA HIGH-SPEED TRAIN PROJECT  
FRESNO TO BAKERSFIELD**  
BAKERSFIELD URBAN SUBSECTION  
ALIGNMENT B1  
STA. 6856+00 TO 6884+00  
PLAN AND PROFILE

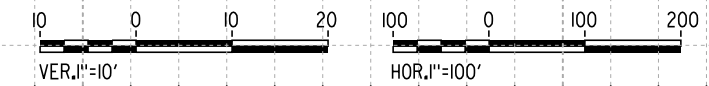
CONTRACT NO.  
HSR 06-0003  
DRAWING NO.  
CB0767  
SCALE  
AS SHOWN  
SHEET NO.  
4 OF 35



**PLAN**



**PROFILE**



REV	DATE	BY	CHK	APP	DESCRIPTION

DESIGNED BY  
J. ENRIQUEZ  
DRAWN BY  
E. TANAKA  
CHECKED BY  
G. WALKER  
IN CHARGE  
R. COFFIN  
DATE  
12/31/13

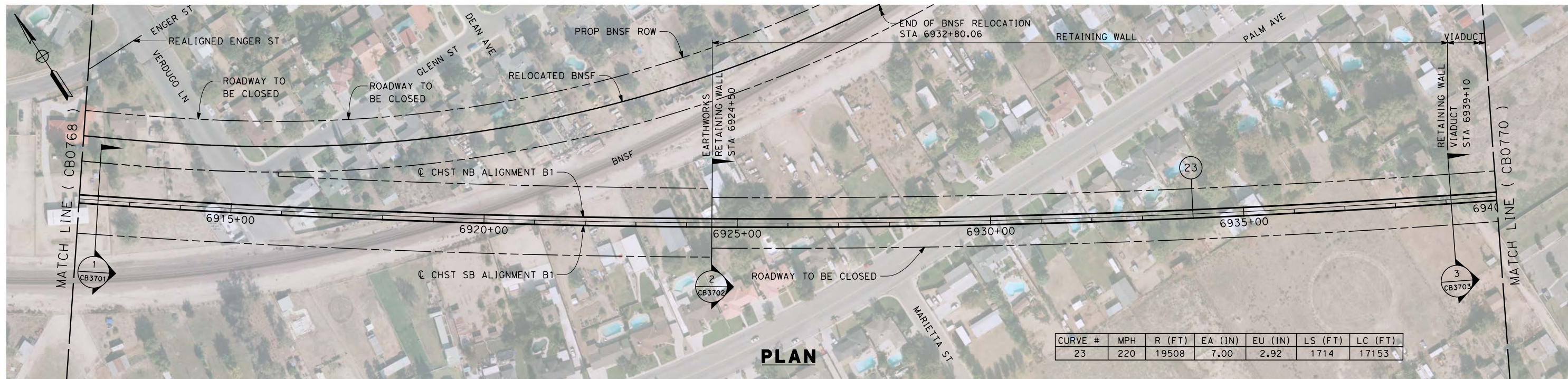
**RECORD SET 15%  
DESIGN SUBMISSION**  
  
**NOT FOR  
CONSTRUCTION**



**CALIFORNIA HIGH-SPEED TRAIN PROJECT  
FRESNO TO BAKERSFIELD**  
BAKERSFIELD URBAN SUBSECTION  
ALIGNMENT B1  
STA. 6884+00 TO 6912+00  
PLAN AND PROFILE

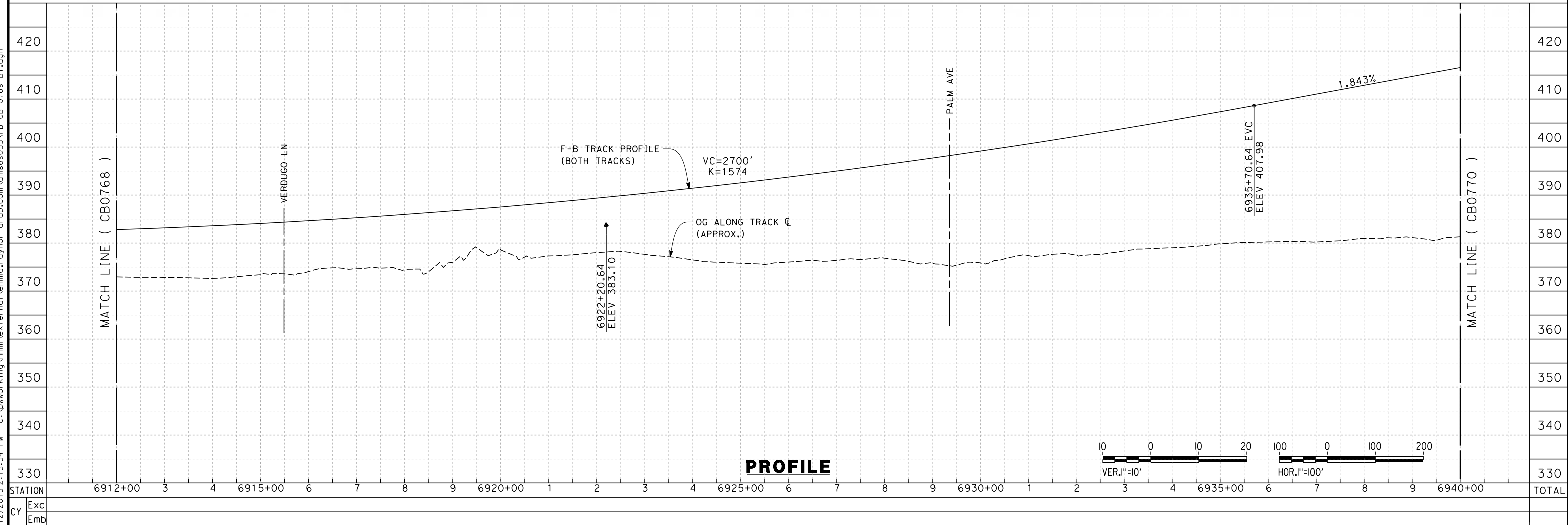
CONTRACT NO.  
HSR 06-0003  
DRAWING NO.  
CB0768  
SCALE  
AS SHOWN  
SHEET NO.  
5 OF 35

12/12/2013 12:48:07 PM c:\pwworking\hmm\external\emma.raynor-arup.com\dms69053\FB-CB-0768-B1.dgn emma.raynor



CURVE #	MPH	R (FT)	EA (IN)	EU (IN)	LS (FT)	LC (FT)
23	220	19508	7.00	2.92	1714	17153

**PLAN**



**PROFILE**

REV	DATE	BY	CHK	APP	DESCRIPTION

DESIGNED BY  
J. ENRIQUEZ  
DRAWN BY  
E. TANAKA  
CHECKED BY  
G. WALKER  
IN CHARGE  
R. COFFIN  
DATE  
12/31/13

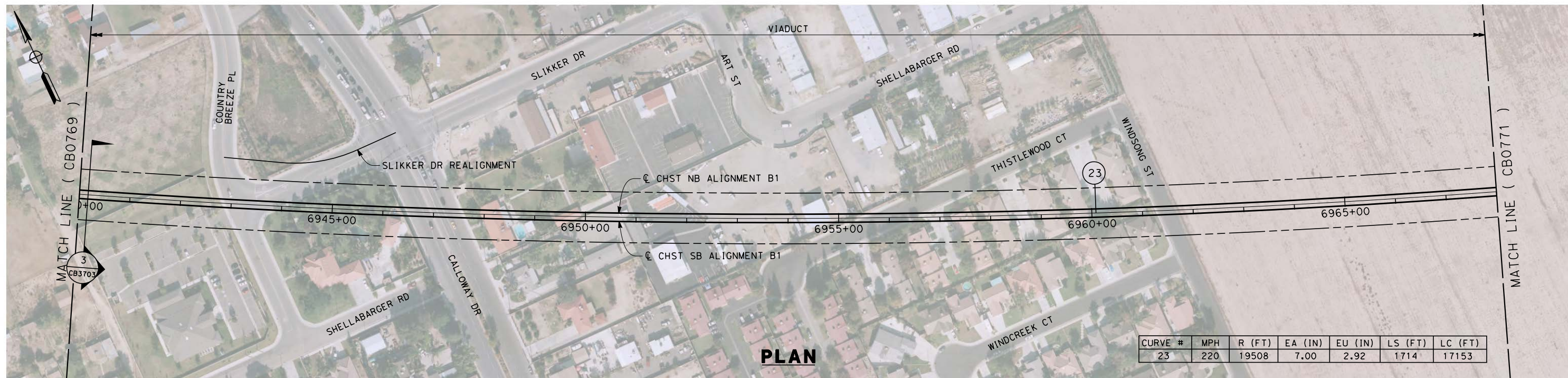
**RECORD SET 15%  
DESIGN SUBMISSION**  
  
**NOT FOR  
CONSTRUCTION**



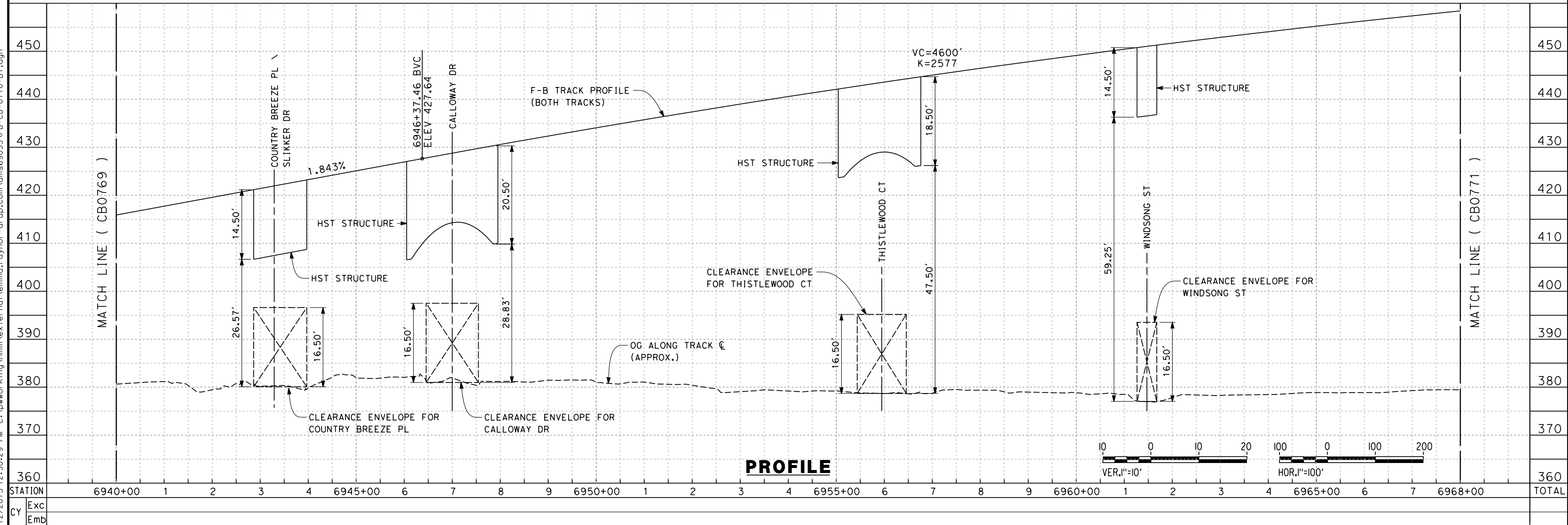
**CALIFORNIA HIGH-SPEED TRAIN PROJECT  
FRESNO TO BAKERSFIELD**  
BAKERSFIELD URBAN SUBSECTION  
ALIGNMENT B1  
STA. 6912+00 TO 6940+00  
PLAN AND PROFILE

CONTRACT NO.  
HSR 06-0003  
DRAWING NO.  
CB0769  
SCALE  
AS SHOWN  
SHEET NO.  
6 OF 35

12/12/2013 2:15:54 PM c:\pwworking\hmm\external\emma\_raynor-arup.com\dms69053\FB-CB-0769-B1.dgn emma\_raynor



**PLAN**



**PROFILE**

REV	DATE	BY	CHK	APP	DESCRIPTION

DESIGNED BY  
J. ENRIQUEZ  
DRAWN BY  
E. TANAKA  
CHECKED BY  
G. WALKER  
IN CHARGE  
R. COFFIN  
DATE  
12/31/13

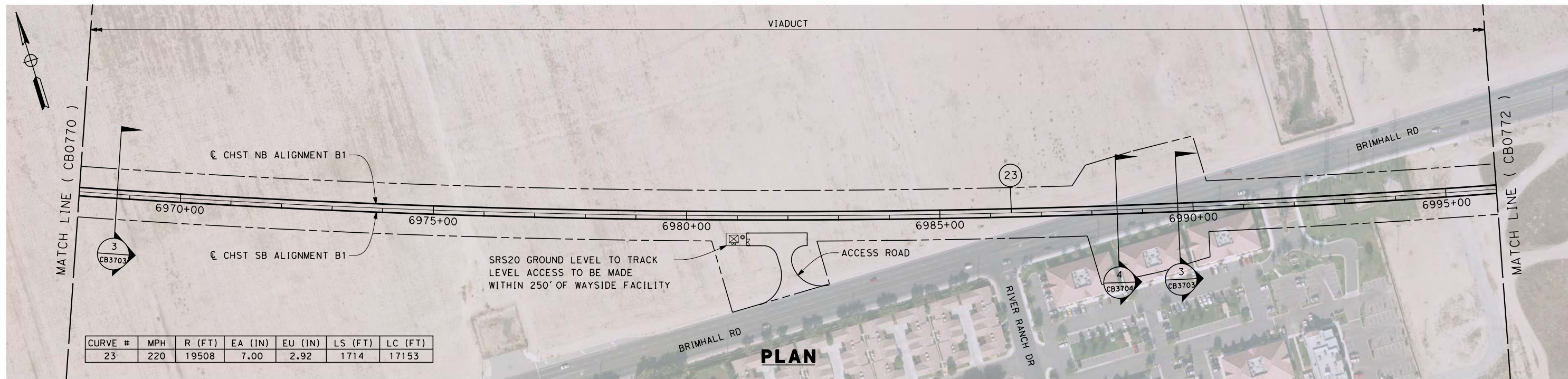
**RECORD SET 15%  
DESIGN SUBMISSION**  
  
**NOT FOR  
CONSTRUCTION**



**CALIFORNIA HIGH-SPEED TRAIN PROJECT  
FRESNO TO BAKERSFIELD**  
BAKERSFIELD URBAN SUBSECTION  
ALIGNMENT B1  
STA. 6940+00 TO 6968+00  
PLAN AND PROFILE

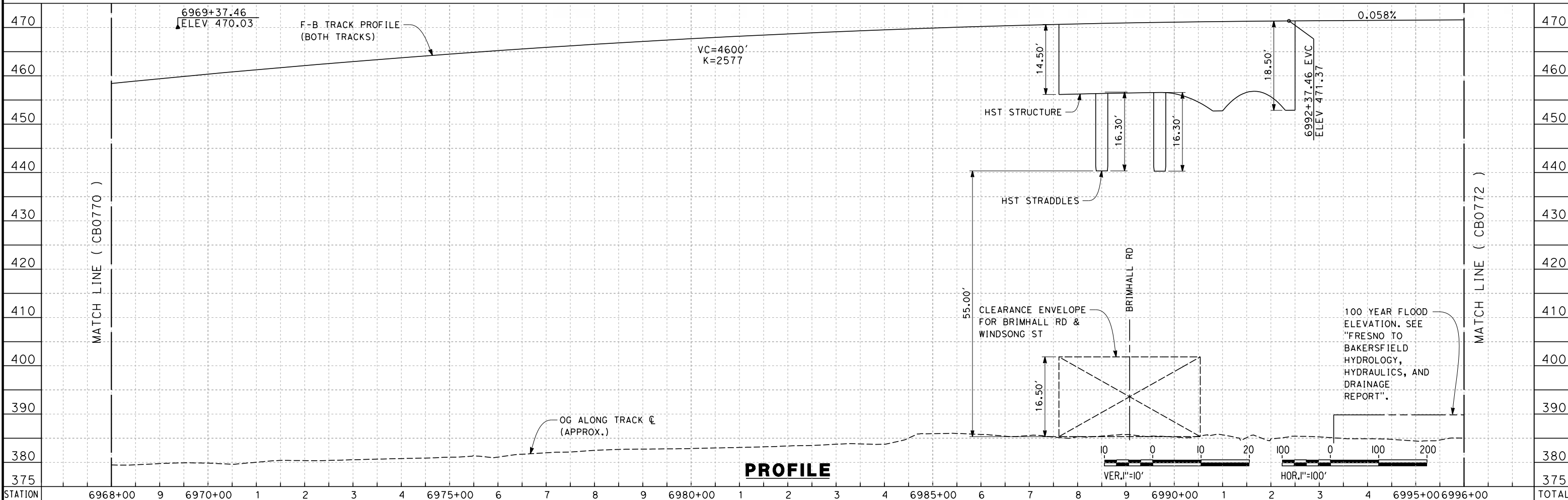
CONTRACT NO.  
HSR 06-0003  
DRAWING NO.  
CB0770  
SCALE  
AS SHOWN  
SHEET NO.  
7 OF 35

12/12/2013 12:50:29 PM c:\pwworking\hmm\external\emma\_raynor-arup.com\dms69053\FB-CB-0770-B1.dgn emma\_raynor



CURVE #	MPH	R (FT)	EA (IN)	EU (IN)	LS (FT)	LC (FT)
23	220	19508	7.00	2.92	1714	17153

**PLAN**



**PROFILE**

STATION	6968+00	9	6970+00	1	2	3	4	6975+00	6	7	8	9	6980+00	1	2	3	4	6985+00	6	7	8	9	6990+00	1	2	3	4	6995+00	6996+00	TOTAL
Exc																														
Emb																														

REV	DATE	BY	CHK	APP	DESCRIPTION

DESIGNED BY  
J. ENRIQUEZ  
DRAWN BY  
E. TANAKA  
CHECKED BY  
G. WALKER  
IN CHARGE  
R. COFFIN  
DATE  
12/31/13

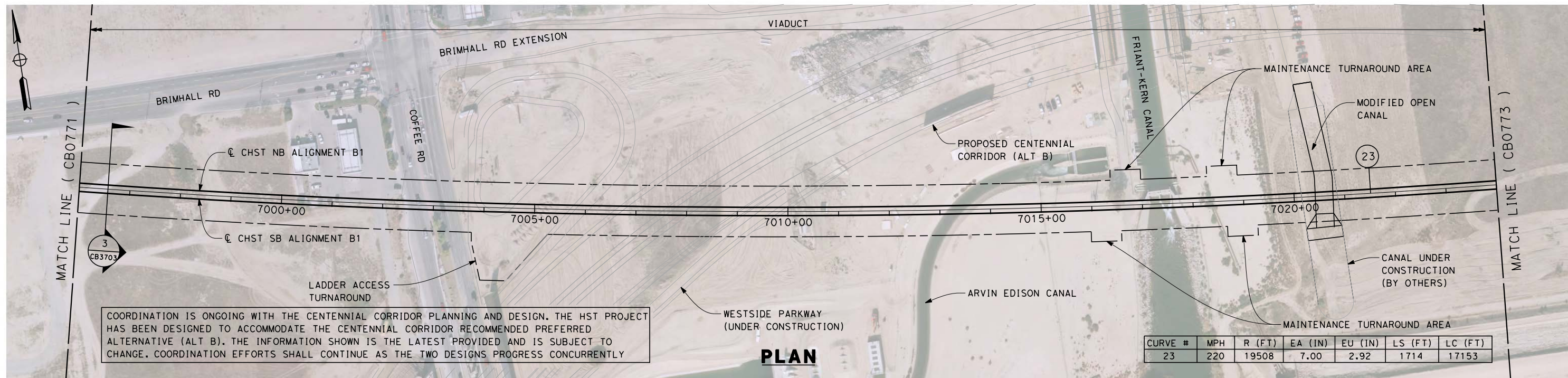
**RECORD SET 15%  
DESIGN SUBMISSION**  
  
**NOT FOR  
CONSTRUCTION**



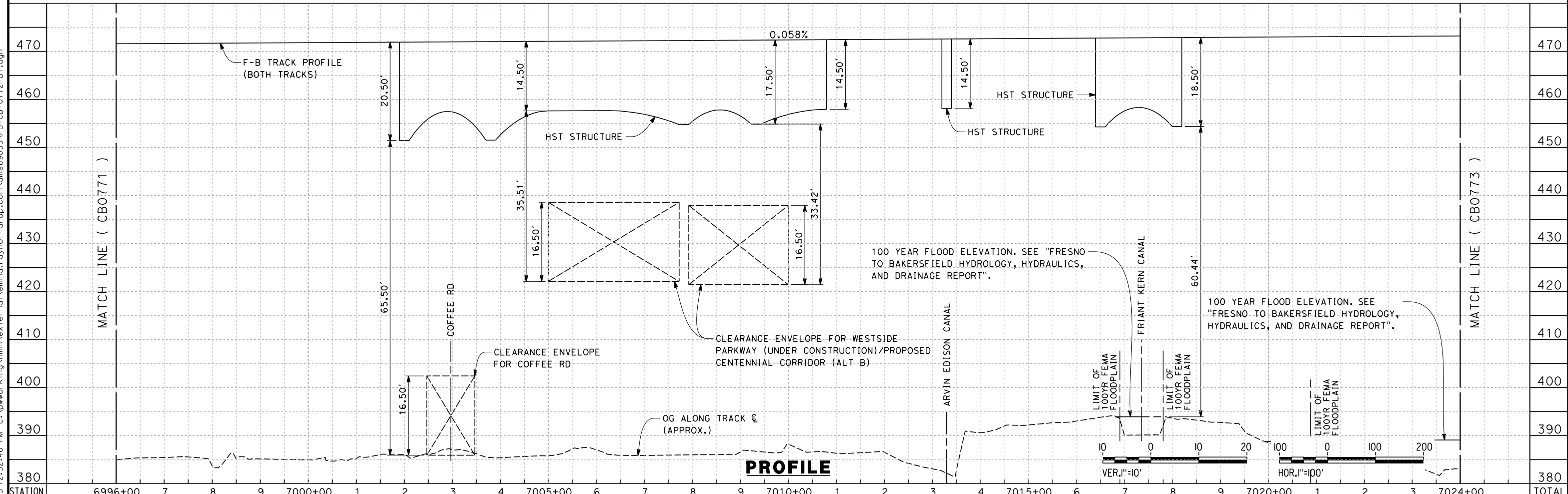
**CALIFORNIA HIGH-SPEED TRAIN PROJECT  
FRESNO TO BAKERSFIELD**  
BAKERSFIELD URBAN SUBSECTION  
ALIGNMENT B1  
STA. 6968+00 TO 6996+00  
PLAN AND PROFILE

CONTRACT NO.  
HSR 06-0003  
DRAWING NO.  
CB0771  
SCALE  
AS SHOWN  
SHEET NO.  
8 OF 35

12/12/2013 12:51:41 PM c:\pwworking\hmm\external\emma.raynor-arup.com\dms69053\FB-CB-0771-B1.dgn emma.raynor



**PLAN**



**PROFILE**

STATION	6996+00	7	8	9	7000+00	1	2	3	4	7005+00	6	7	8	9	7010+00	1	2	3	4	7015+00	6	7	8	9	7020+00	1	2	3	7024+00	TOTAL
CY																														

DESIGNED BY	J. ENRIQUEZ
DRAWN BY	E. TANAKA
CHECKED BY	G. WALKER
IN CHARGE	R. COFFIN
DATE	12/31/13

**RECORD SET 15%  
DESIGN SUBMISSION**

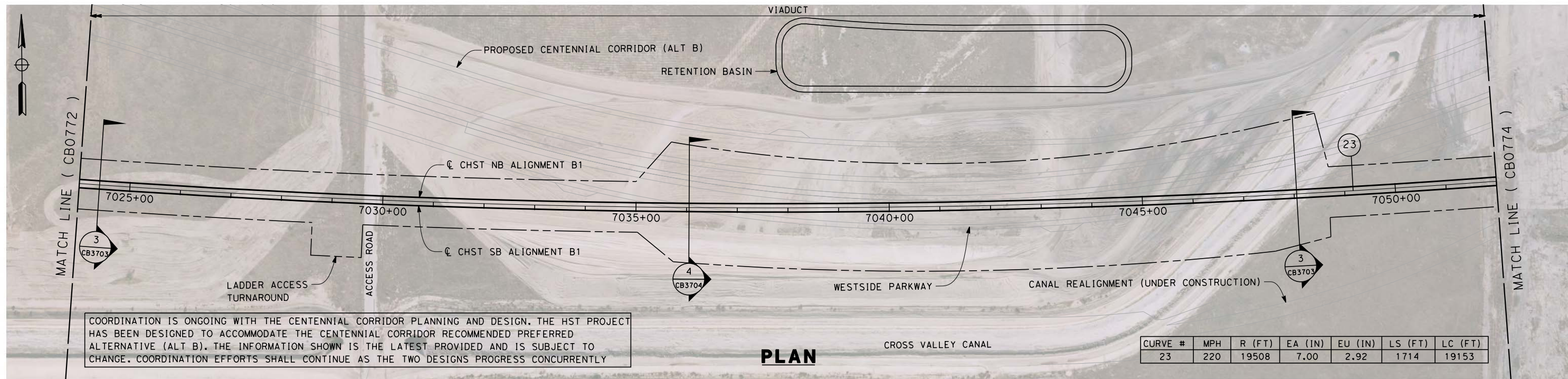
**NOT FOR  
CONSTRUCTION**



**CALIFORNIA HIGH-SPEED TRAIN PROJECT**  
**FRESNO TO BAKERSFIELD**  
 BAKERSFIELD URBAN SUBSECTION  
 ALIGNMENT B1  
 STA. 6996+00 TO 7024+00  
 PLAN AND PROFILE

CONTRACT NO.	HSR 06-0003
DRAWING NO.	CB0772
SCALE	AS SHOWN
SHEET NO.	9 OF 35

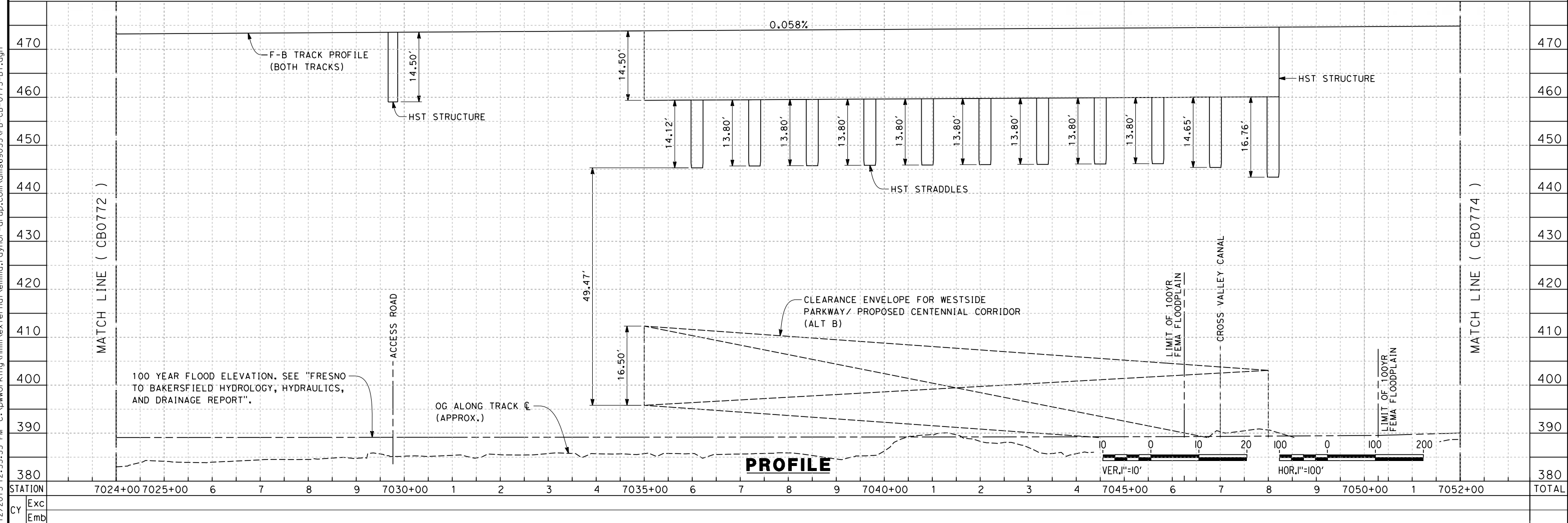
12/12/2013 12:52:46 PM c:\pwworking\hmm\external\emma\_raynor-arup.com\dms69053\FB-CB-0772-B1.dgn emma\_raynor



COORDINATION IS ONGOING WITH THE CENTENNIAL CORRIDOR PLANNING AND DESIGN. THE HST PROJECT HAS BEEN DESIGNED TO ACCOMMODATE THE CENTENNIAL CORRIDOR RECOMMENDED PREFERRED ALTERNATIVE (ALT B). THE INFORMATION SHOWN IS THE LATEST PROVIDED AND IS SUBJECT TO CHANGE. COORDINATION EFFORTS SHALL CONTINUE AS THE TWO DESIGNS PROGRESS CONCURRENTLY

**PLAN**

12/12/2013 12:53:35 PM c:\pwworking\hmm\external\emma.raynor-arup.com\dms69053\FB-CB-0773-B1.dgn emma.raynor



**PROFILE**

STATION	7024+00	7025+00	6	7	8	9	7030+00	1	2	3	4	7035+00	6	7	8	9	7040+00	1	2	3	4	7045+00	6	7	8	9	7050+00	1	7052+00	TOTAL
Exc																														
Emb																														

REV	DATE	BY	CHK	APP	DESCRIPTION

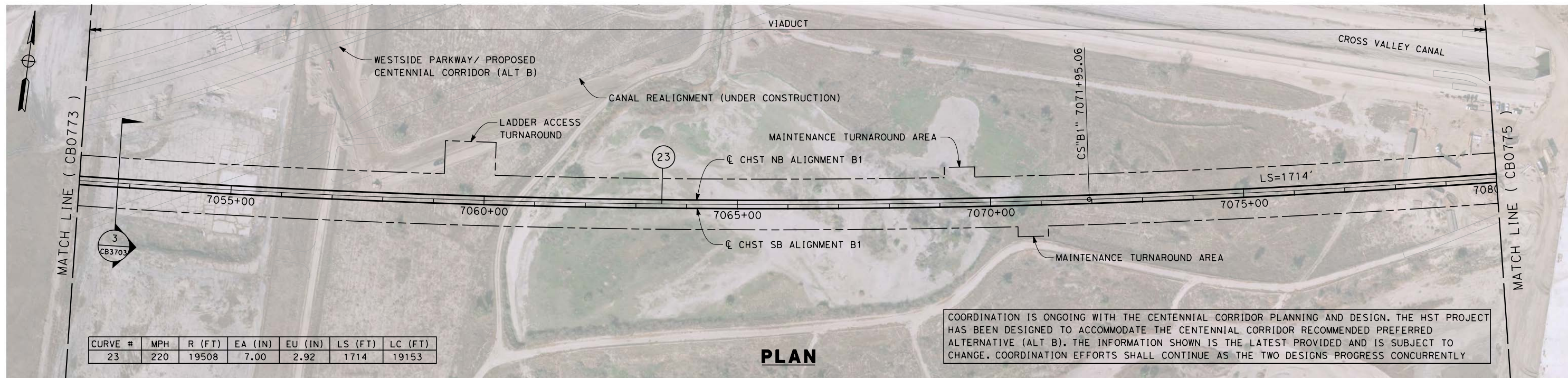
DESIGNED BY  
J. ENRIQUEZ  
DRAWN BY  
E. TANAKA  
CHECKED BY  
G. WALKER  
IN CHARGE  
R. COFFIN  
DATE  
12/31/13

**RECORD SET 15%  
DESIGN SUBMISSION**  
  
**NOT FOR  
CONSTRUCTION**



**CALIFORNIA HIGH-SPEED TRAIN PROJECT  
FRESNO TO BAKERSFIELD**  
BAKERSFIELD URBAN SUBSECTION  
ALIGNMENT B1  
STA. 7024+00 TO 7052+00  
PLAN AND PROFILE

CONTRACT NO.  
HSR 06-0003  
DRAWING NO.  
CB0773  
SCALE  
AS SHOWN  
SHEET NO.  
10 OF 35



CURVE #	MPH	R (FT)	EA (IN)	EU (IN)	LS (FT)	LC (FT)
23	220	19508	7.00	2.92	1714	19153

**PLAN**

COORDINATION IS ONGOING WITH THE CENTENNIAL CORRIDOR PLANNING AND DESIGN. THE HST PROJECT HAS BEEN DESIGNED TO ACCOMMODATE THE CENTENNIAL CORRIDOR RECOMMENDED PREFERRED ALTERNATIVE (ALT B). THE INFORMATION SHOWN IS THE LATEST PROVIDED AND IS SUBJECT TO CHANGE. COORDINATION EFFORTS SHALL CONTINUE AS THE TWO DESIGNS PROGRESS CONCURRENTLY

12/12/2013 12:54:38 PM c:\pwworking\hmm\external\emma.raynor-arup.com\dms69053\FB-CB-0774-B1.dgn emma.raynor



**PROFILE**

REV	DATE	BY	CHK	APP	DESCRIPTION

DESIGNED BY  
J. ENRIQUEZ  
DRAWN BY  
E. TANAKA  
CHECKED BY  
G. WALKER  
IN CHARGE  
R. COFFIN  
DATE  
12/31/13

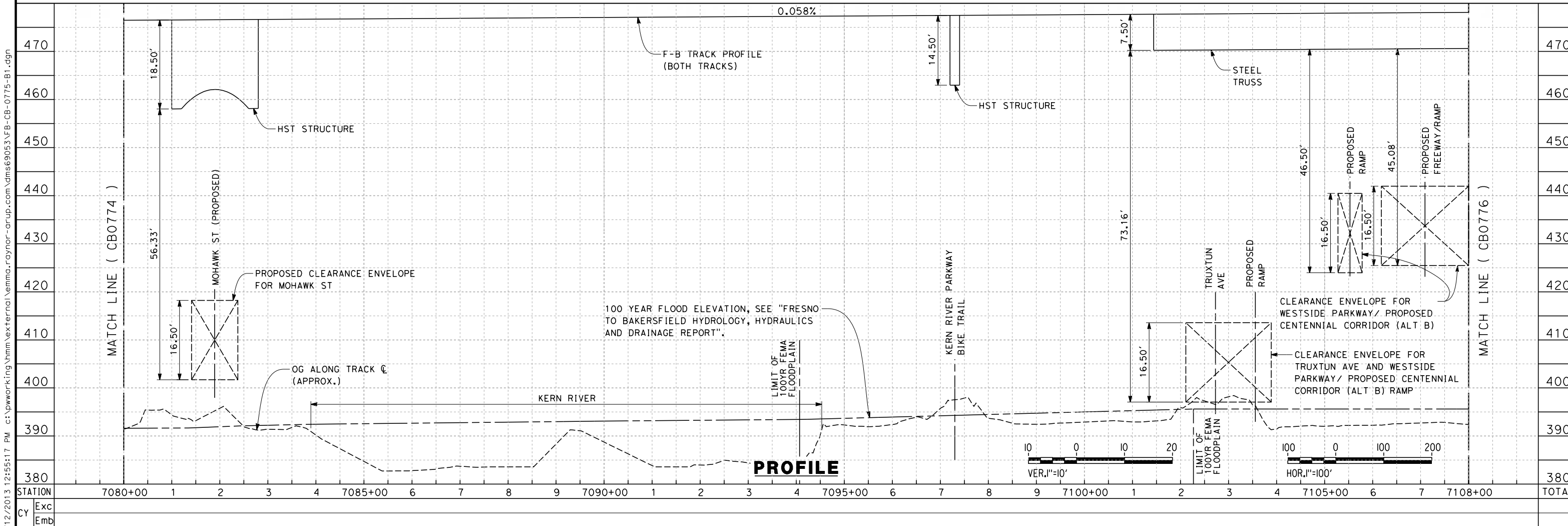
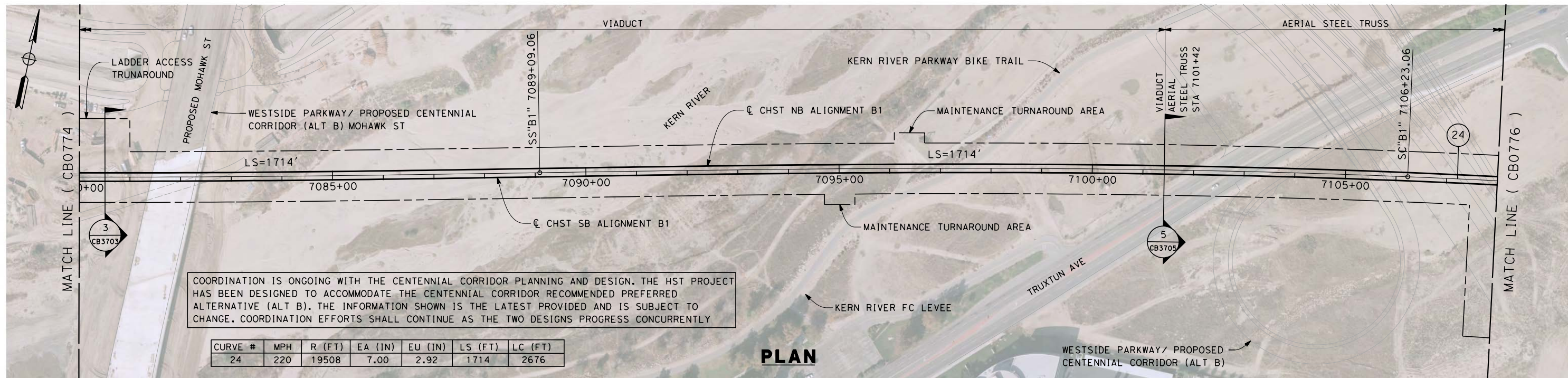
**RECORD SET 15%  
DESIGN SUBMISSION**  
  
**NOT FOR  
CONSTRUCTION**



**CALIFORNIA HIGH-SPEED TRAIN PROJECT  
FRESNO TO BAKERSFIELD**  
BAKERSFIELD URBAN SUBSECTION  
ALIGNMENT B1  
STA. 7052+00 TO 7080+00  
PLAN AND PROFILE

CONTRACT NO.  
HSR 06-0003  
DRAWING NO.  
CB0774  
SCALE  
AS SHOWN  
SHEET NO.  
11 OF 35





12/12/2013 12:55:17 PM c:\pwworking\hmm\external\emma\_raynor-arup.com\dms69053\FB-CB-0775-B1.dgn emma\_raynor

DESIGNED BY  
J. ENRIQUEZ  
DRAWN BY  
E. TANAKA  
CHECKED BY  
G. WALKER  
IN CHARGE  
R. COFFIN  
DATE  
12/31/13

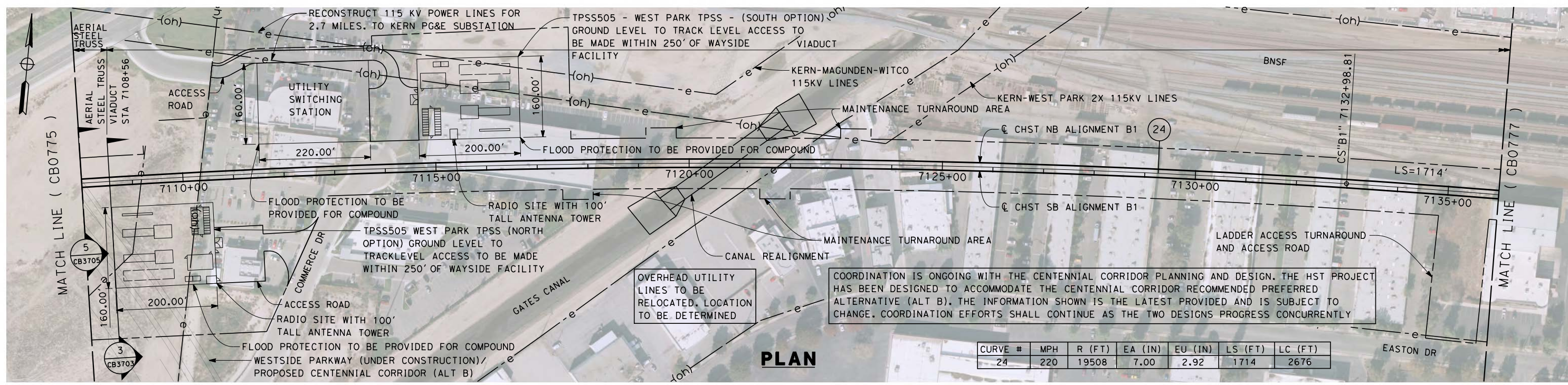
**RECORD SET 15%  
DESIGN SUBMISSION**

**NOT FOR  
CONSTRUCTION**



**CALIFORNIA HIGH-SPEED TRAIN PROJECT  
FRESNO TO BAKERSFIELD**  
BAKERSFIELD URBAN SUBSECTION  
ALIGNMENT B1  
STA. 7080+00 TO 8208+00  
PLAN AND PROFILE

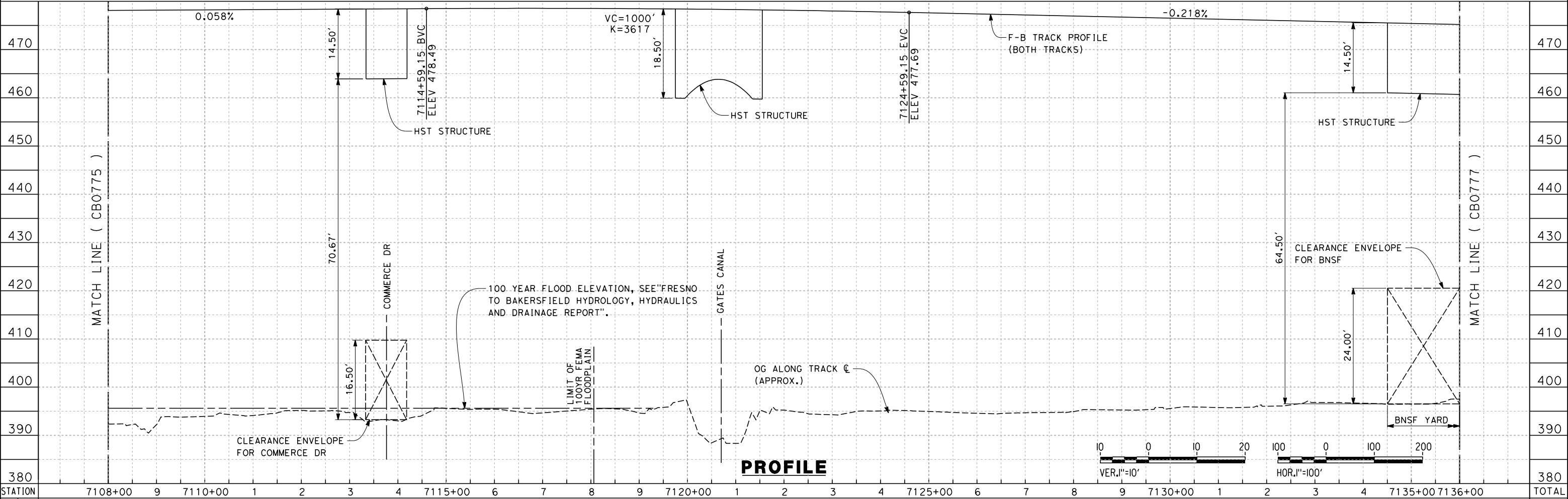
CONTRACT NO.  
HSR 06-0003  
DRAWING NO.  
CB0775  
SCALE  
AS SHOWN  
SHEET NO.  
12 OF 35



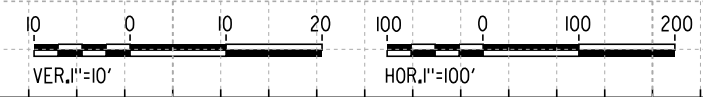
CURVE #	MPH	R (FT)	EA (IN)	EU (IN)	LS (FT)	LC (FT)
24	220	19508	7.00	2.92	1714	2676

**PLAN**

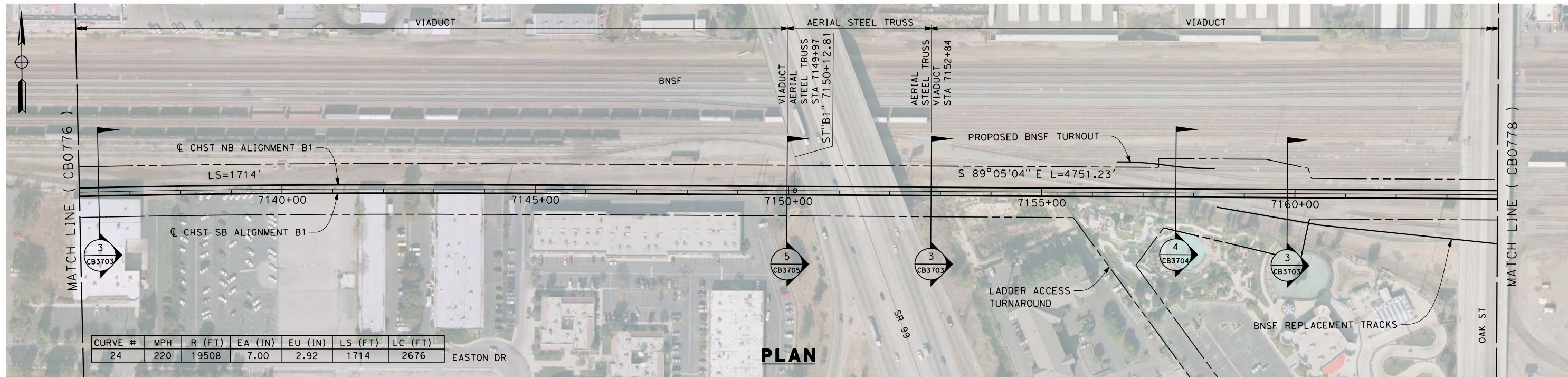
12/12/2013 12:56:00 PM c:\pwworking\hmm\external\emma.raynor-arup.com\dms69053\FB-CB-0776-B1.dgn emma.raynor



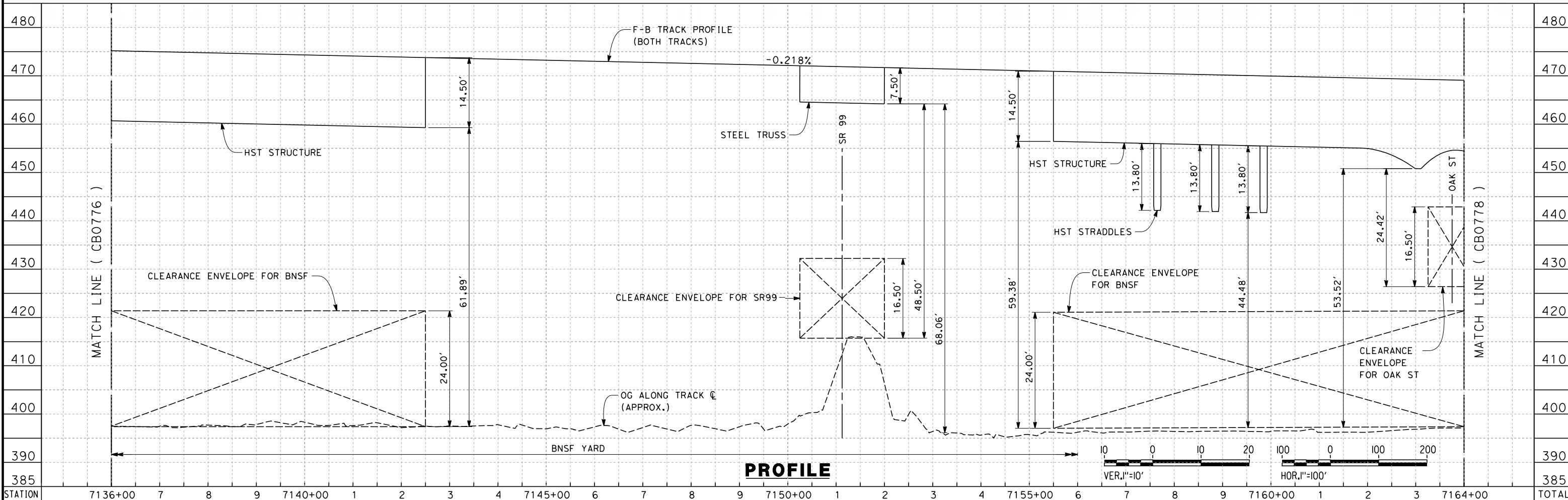
**PROFILE**



<table border="1" style="width: 100%; border-collapse: collapse;"> <tr> <td style="width: 5%;">DESIGNED BY</td> <td>J. ENRIQUEZ</td> </tr> <tr> <td>DRAWN BY</td> <td>E. TANAKA</td> </tr> <tr> <td>CHECKED BY</td> <td>G. WALKER</td> </tr> <tr> <td>IN CHARGE</td> <td>R. COFFIN</td> </tr> <tr> <td>DATE</td> <td>12/31/13</td> </tr> </table>	DESIGNED BY	J. ENRIQUEZ	DRAWN BY	E. TANAKA	CHECKED BY	G. WALKER	IN CHARGE	R. COFFIN	DATE	12/31/13	<p><b>RECORD SET 15% DESIGN SUBMISSION</b></p> <p><b>NOT FOR CONSTRUCTION</b></p>		<p><b>CALIFORNIA HIGH-SPEED TRAIN PROJECT FRESNO TO BAKERSFIELD</b></p> <p>BAKERSFIELD URBAN SUBSECTION ALIGNMENT B1 STA. 7108+00 TO 7136+00 PLAN AND PROFILE</p>	<table border="1" style="width: 100%; border-collapse: collapse;"> <tr> <td>CONTRACT NO.</td> <td>HSR 06-0003</td> </tr> <tr> <td>DRAWING NO.</td> <td>CB0776</td> </tr> <tr> <td>SCALE</td> <td>AS SHOWN</td> </tr> <tr> <td>SHEET NO.</td> <td>13 OF 35</td> </tr> </table>	CONTRACT NO.	HSR 06-0003	DRAWING NO.	CB0776	SCALE	AS SHOWN	SHEET NO.	13 OF 35
DESIGNED BY	J. ENRIQUEZ																					
DRAWN BY	E. TANAKA																					
CHECKED BY	G. WALKER																					
IN CHARGE	R. COFFIN																					
DATE	12/31/13																					
CONTRACT NO.	HSR 06-0003																					
DRAWING NO.	CB0776																					
SCALE	AS SHOWN																					
SHEET NO.	13 OF 35																					
<table border="1" style="width: 100%; border-collapse: collapse;"> <tr> <th>REV</th> <th>DATE</th> <th>BY</th> <th>CHK</th> <th>APP</th> <th>DESCRIPTION</th> </tr> <tr> <td> </td> <td> </td> <td> </td> <td> </td> <td> </td> <td> </td> </tr> </table>		REV	DATE	BY	CHK	APP	DESCRIPTION															
REV	DATE	BY	CHK	APP	DESCRIPTION																	



**PLAN**



**PROFILE**

STATION	7136+00	7	8	9	7140+00	1	2	3	4	7145+00	6	7	8	9	7150+00	1	2	3	4	7155+00	6	7	8	9	7160+00	1	2	3	7164+00	TOTAL
Exc																														
Emb																														

REV	DATE	BY	CHK	APP	DESCRIPTION

DESIGNED BY  
J. ENRIQUEZ  
DRAWN BY  
E. TANAKA  
CHECKED BY  
G. WALKER  
IN CHARGE  
R. COFFIN  
DATE  
12/31/13

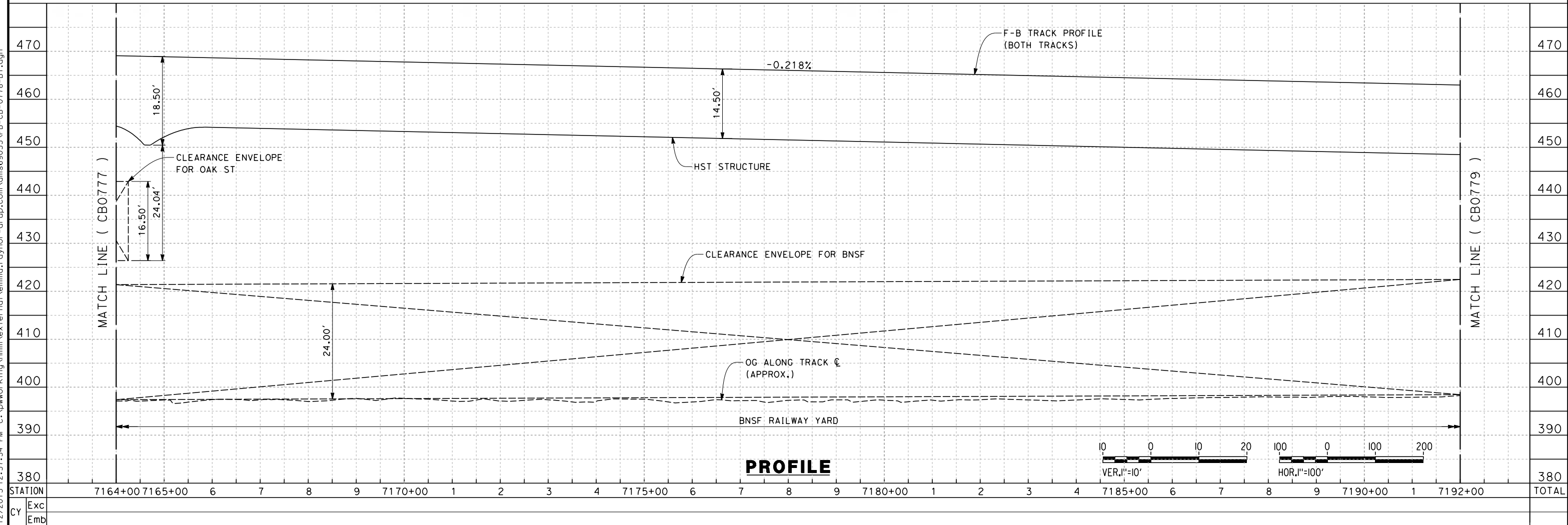
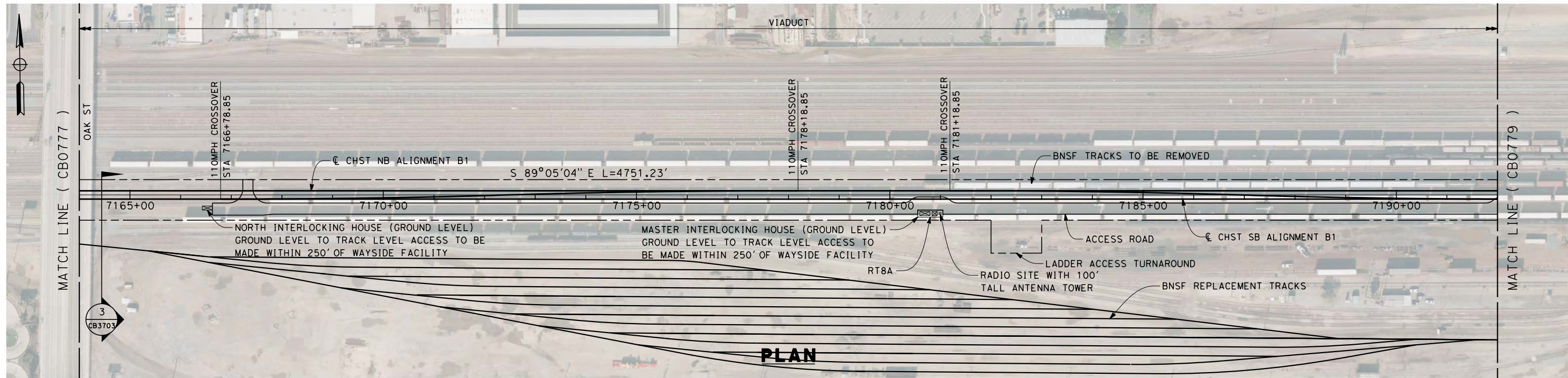
**RECORD SET 15%  
DESIGN SUBMISSION**  
  
**NOT FOR  
CONSTRUCTION**



**CALIFORNIA HIGH-SPEED TRAIN PROJECT  
FRESNO TO BAKERSFIELD**  
BAKERSFIELD URBAN SUBSECTION  
ALIGNMENT B1  
STA. 7136+00 TO 7164+00  
PLAN AND PROFILE

CONTRACT NO.  
HSR 06-0003  
DRAWING NO.  
CB0777  
SCALE  
AS SHOWN  
SHEET NO.  
14 OF 35

12/12/2013 12:56:47 PM c:\pwworking\hmm\external\emma\_raynor-arup.com\dms69053\FB-CB-0777-B1.dgn emma\_raynor



12/12/2013 12:57:34 PM c:\pwworking\hmm\external\emma.raynor-arup.com\dms69053\FB-CB-0778-B1.dgn emma.raynor

REV	DATE	BY	CHK	APP	DESCRIPTION

DESIGNED BY  
J. ENRIQUEZ

DRAWN BY  
E. TANAKA

CHECKED BY  
G. WALKER

IN CHARGE  
R. COFFIN

DATE  
12/31/13

**RECORD SET 15%  
DESIGN SUBMISSION**

**NOT FOR  
CONSTRUCTION**



**CALIFORNIA HIGH-SPEED TRAIN PROJECT  
FRESNO TO BAKERSFIELD**

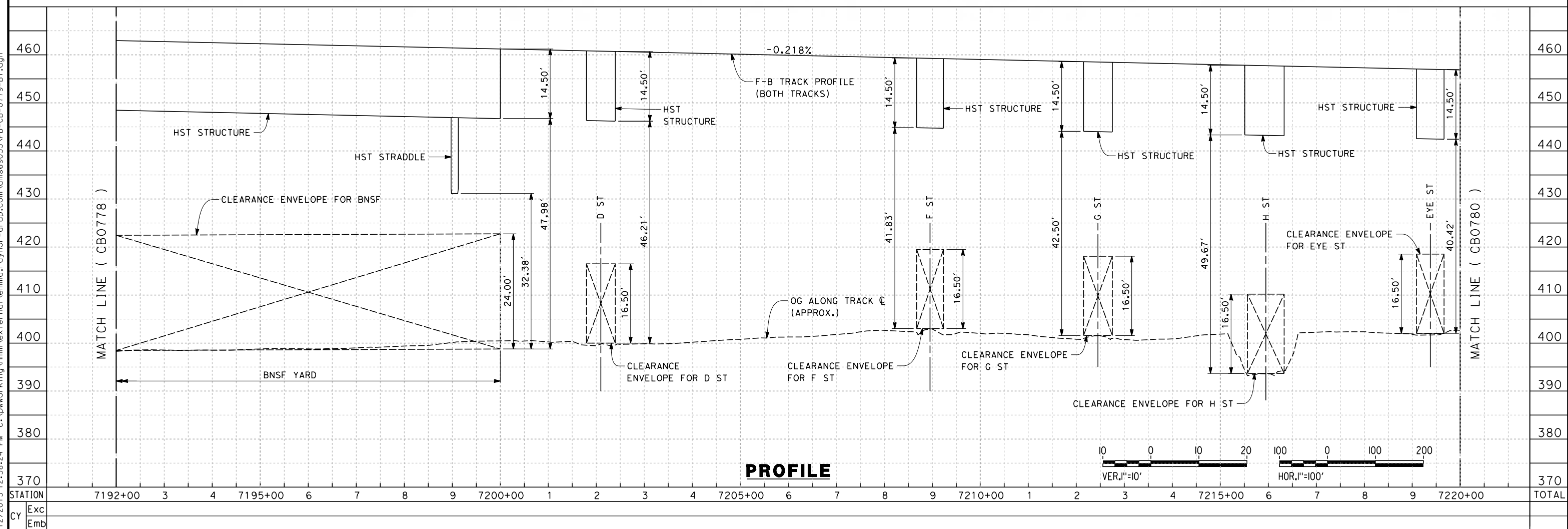
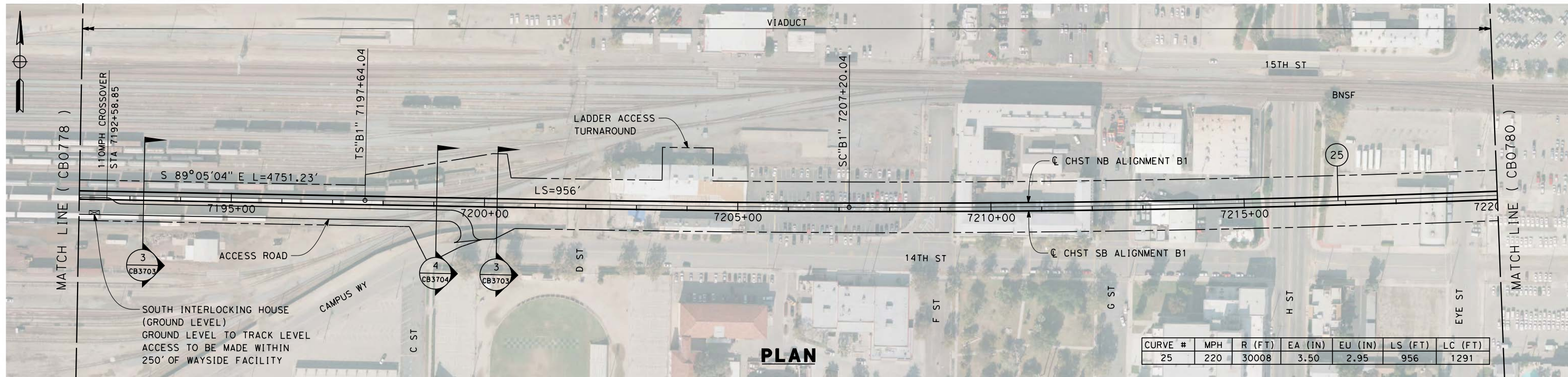
BAKERSFIELD URBAN SUBSECTION  
ALIGNMENT B1  
STA. 7164+00 TO 7192+00  
PLAN AND PROFILE

CONTRACT NO.  
HSR 06-0003

DRAWING NO.  
CB0778

SCALE  
AS SHOWN

SHEET NO.  
15 OF 35



REV	DATE	BY	CHK	APP	DESCRIPTION

DESIGNED BY  
J. ENRIQUEZ  
DRAWN BY  
E. TANAKA  
CHECKED BY  
G. WALKER  
IN CHARGE  
R. COFFIN  
DATE  
12/31/13

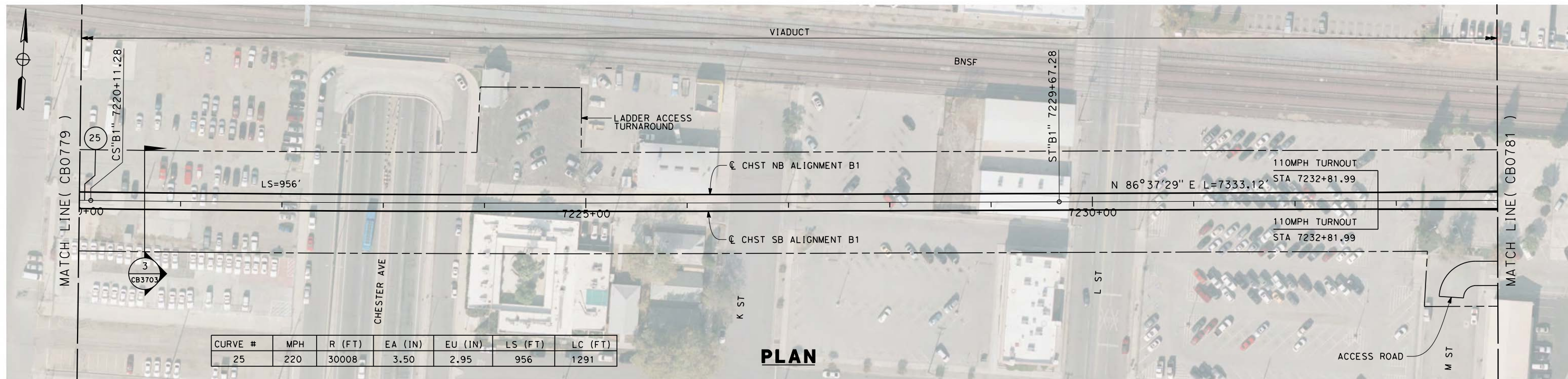
**RECORD SET 15%  
DESIGN SUBMISSION**  
  
**NOT FOR  
CONSTRUCTION**



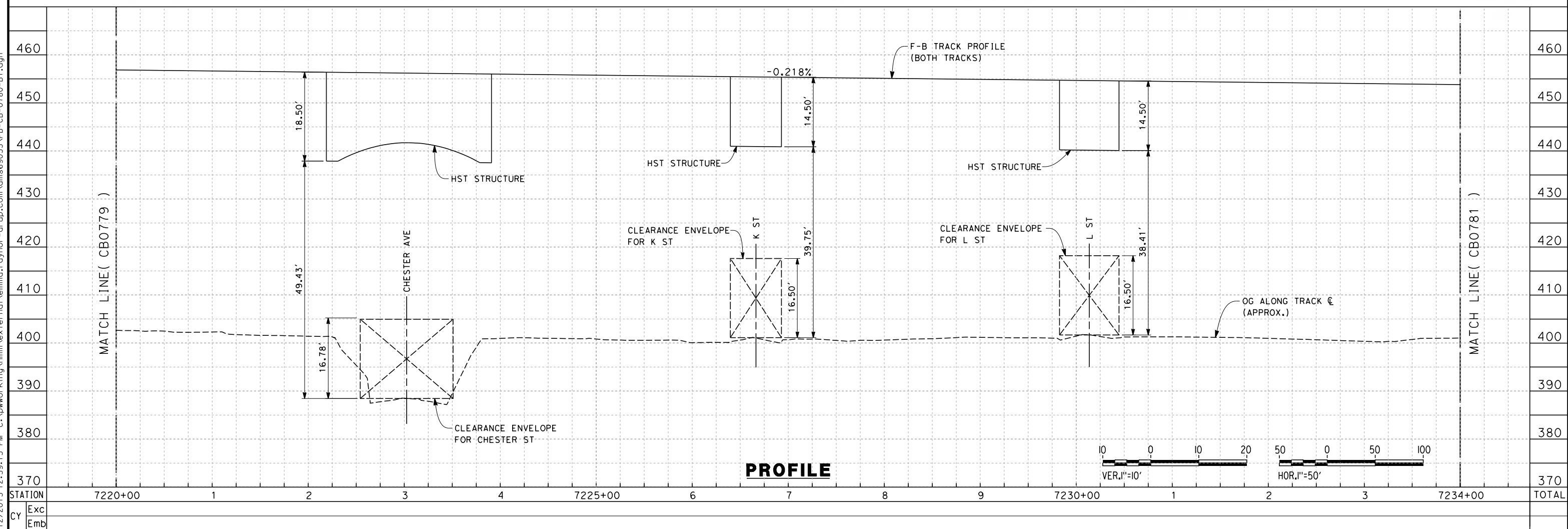
**CALIFORNIA HIGH-SPEED TRAIN PROJECT  
FRESNO TO BAKERSFIELD**  
BAKERSFIELD URBAN SUBSECTION  
ALIGNMENT B1  
STA. 7192+00 TO 7220+00  
PLAN AND PROFILE

CONTRACT NO.  
HSR 06-0003  
DRAWING NO.  
CB0779  
SCALE  
AS SHOWN  
SHEET NO.  
16 OF 35

12/12/2013 12:58:24 PM c:\pwworking\hmm\external\emma.raynor-arup.com\dms69053\FB-CB-0779-B1.dgn emma.raynor



**PLAN**



**PROFILE**

REV	DATE	BY	CHK	APP	DESCRIPTION

DESIGNED BY  
J. ENRIQUEZ  
DRAWN BY  
E. TANAKA  
CHECKED BY  
G. WALKER  
IN CHARGE  
R. COFFIN  
DATE  
12/31/13

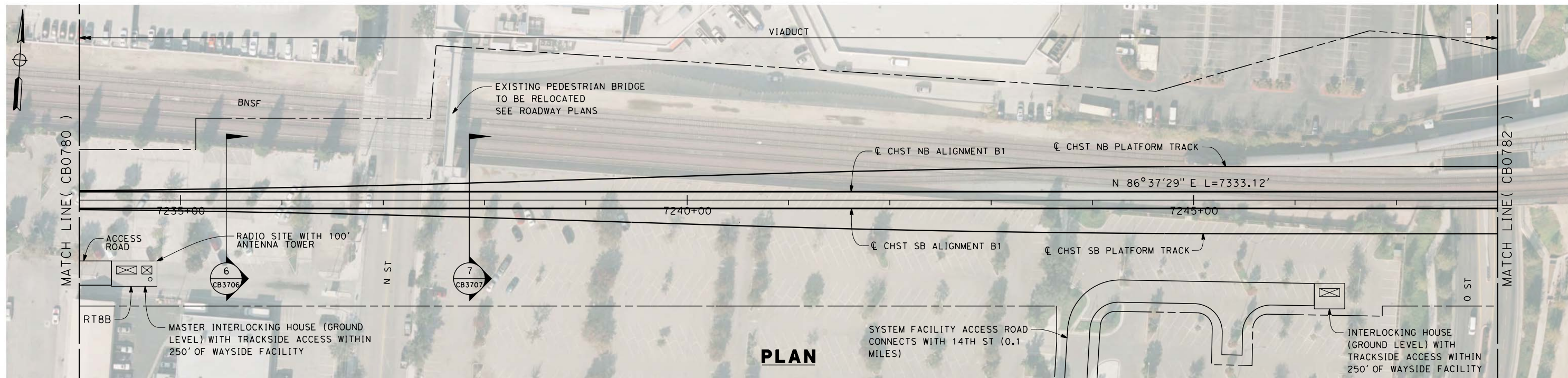
**RECORD SET 15%  
DESIGN SUBMISSION**  
  
**NOT FOR  
CONSTRUCTION**



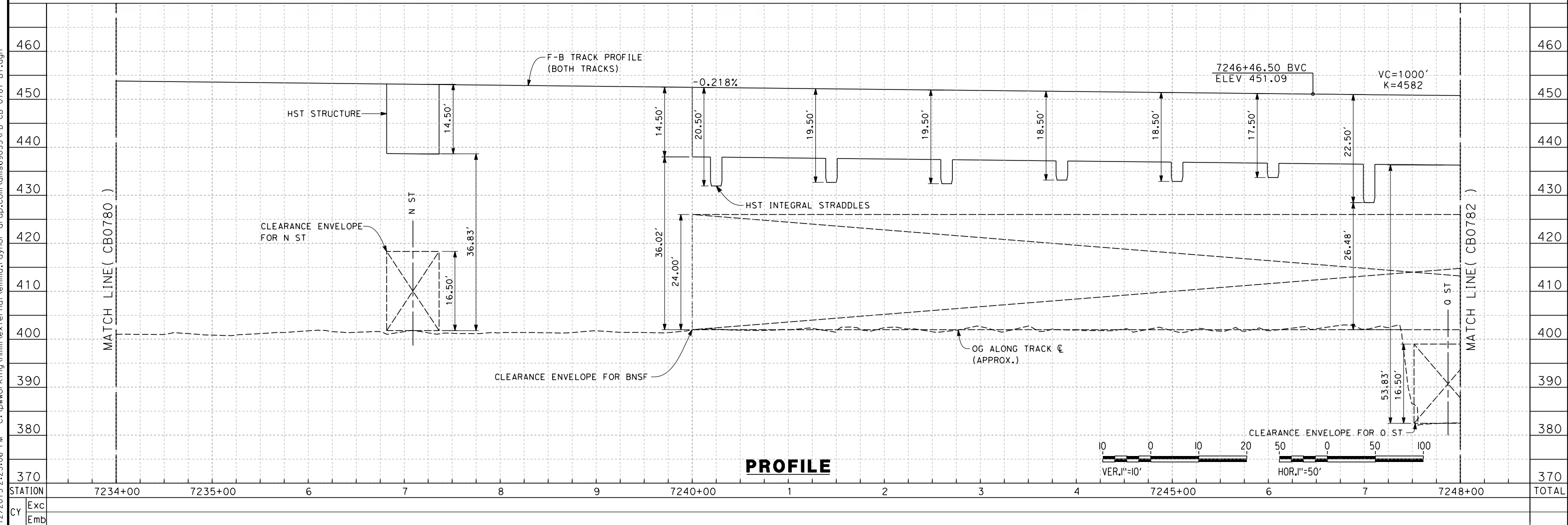
**CALIFORNIA HIGH-SPEED TRAIN PROJECT  
FRESNO TO BAKERSFIELD**  
BAKERSFIELD URBAN SUBSECTION  
ALIGNMENT B1  
STA. 7220+00 TO 7234+00  
PLAN AND PROFILE

CONTRACT NO.  
HSR 06-0003  
DRAWING NO.  
CB0780  
SCALE  
AS SHOWN  
SHEET NO.  
17 OF 35

12/12/2013 12:59:15 PM c:\pwworking\hmm\external\emma.raynor-arup.com\dms69053\FB-CB-0780-B1.dgn emma.raynor



**PLAN**



**PROFILE**

c:\pwworking\hmm\external\emma.raynor-arup.com\dms69053\FB-CB-0781-B1.dgn 12/12/2013 2:23:06 PM emma.raynor

REV	DATE	BY	CHK	APP	DESCRIPTION

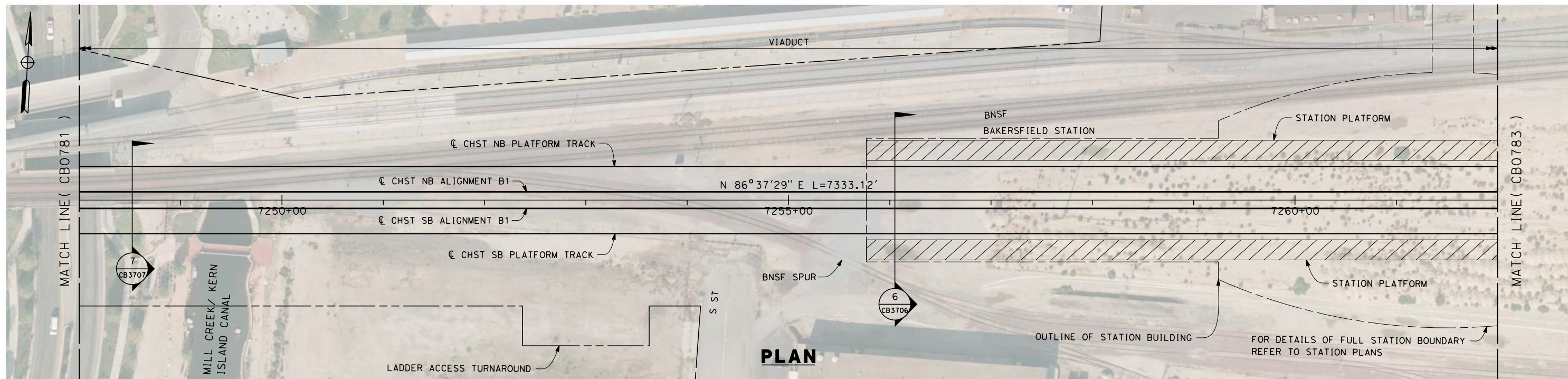
DESIGNED BY  
J. ENRIQUEZ  
DRAWN BY  
E. TANAKA  
CHECKED BY  
G. WALKER  
IN CHARGE  
R. COFFIN  
DATE  
12/31/13

**RECORD SET 15%  
DESIGN SUBMISSION**  
  
**NOT FOR  
CONSTRUCTION**

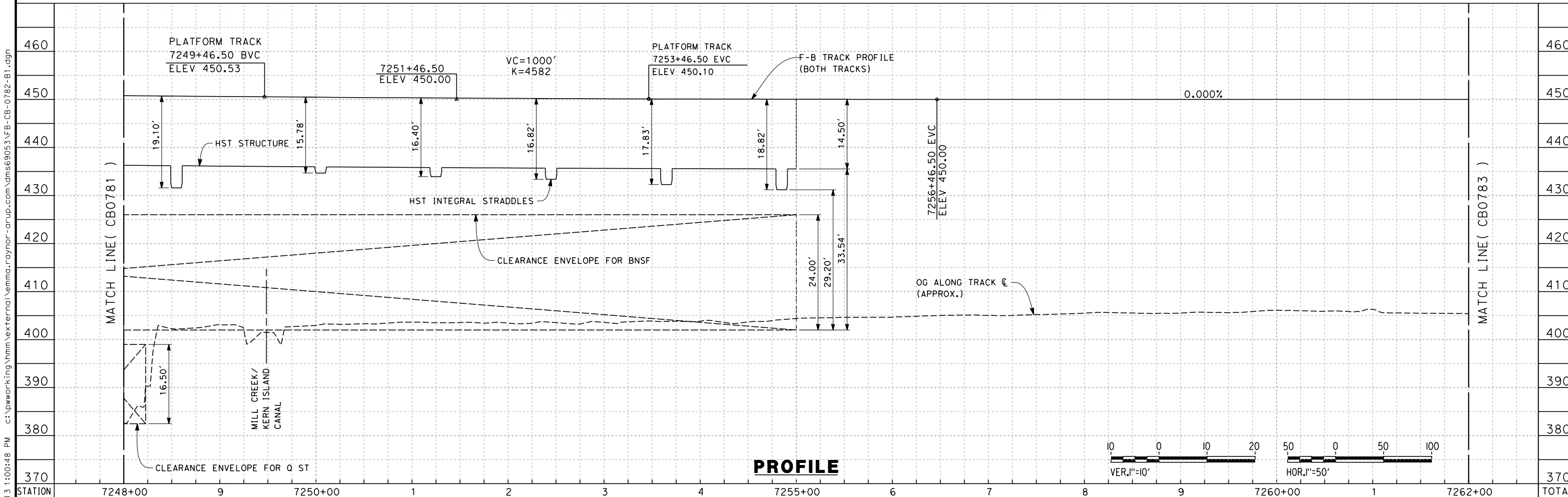


**CALIFORNIA HIGH-SPEED TRAIN PROJECT**  
**FRESNO TO BAKERSFIELD**  
BAKERSFIELD URBAN SUBSECTION  
ALIGNMENT B1  
STA. 7234+00 TO 7248+00  
PLAN AND PROFILE

CONTRACT NO.  
HSR-06-0003  
DRAWING NO.  
CB0781  
SCALE  
AS SHOWN  
SHEET NO.  
18 OF 35



**PLAN**



**PROFILE**

12/12/2013 1:00:48 PM c:\pwworking\hmm\external\emma\_raynor-arup.com\dms69053\FB-CB-0782-B1.dgn emma\_raynor

STATION	7248+00	9	7250+00	1	2	3	4	7255+00	6	7	8	9	7260+00	1	7262+00	TOTAL
Exc																
Emb																

REV	DATE	BY	CHK	APP	DESCRIPTION

DESIGNED BY  
J. ENRIQUEZ  
DRAWN BY  
E. TANAKA  
CHECKED BY  
G. WALKER  
IN CHARGE  
R. COFFIN  
DATE  
12/31/13

**RECORD SET 15%  
DESIGN SUBMISSION**

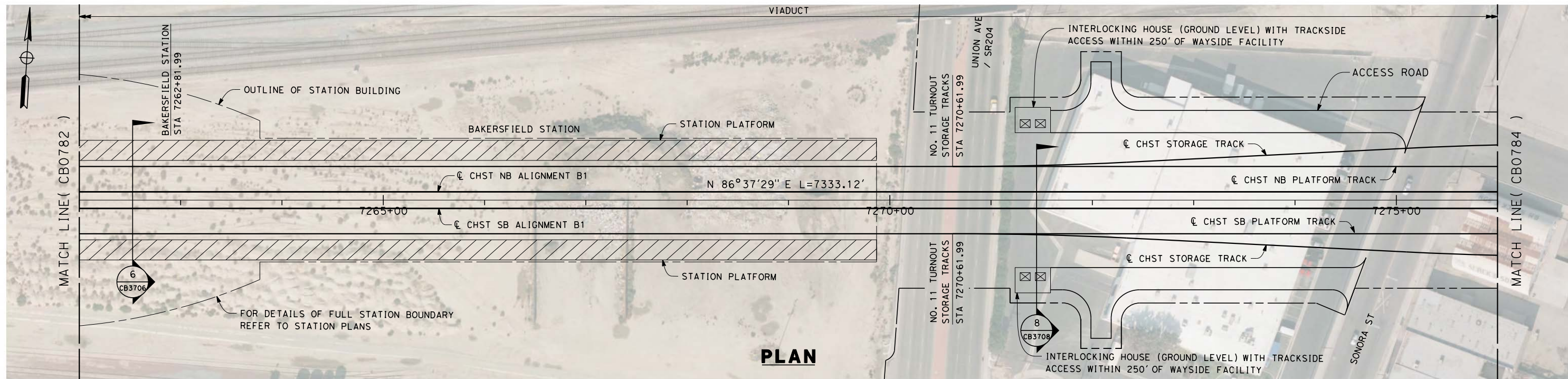
**NOT FOR  
CONSTRUCTION**



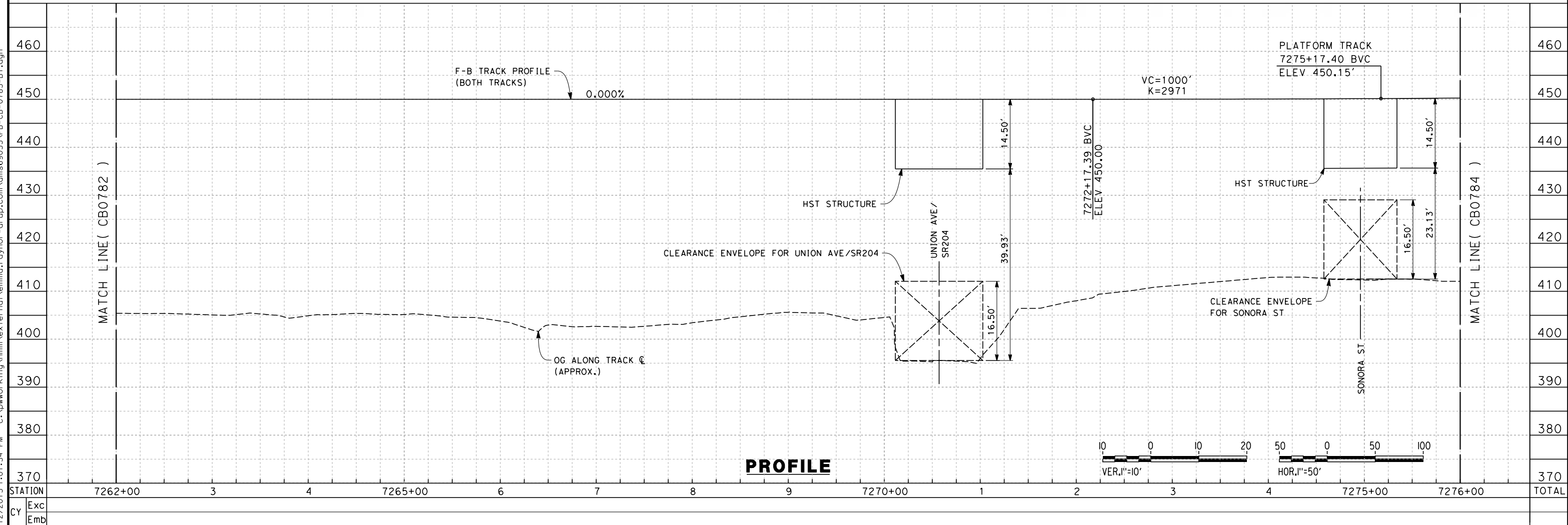
**CALIFORNIA HIGH-SPEED TRAIN PROJECT  
FRESNO TO BAKERSFIELD**  
BAKERSFIELD URBAN SUBSECTION  
ALIGNMENT B1  
STA. 7248+00 TO 7262+00  
PLAN AND PROFILE

CONTRACT NO.  
HSR 06-0003  
DRAWING NO.  
CB0782  
SCALE  
AS SHOWN  
SHEET NO.  
19 OF 35





**PLAN**



**PROFILE**

REV	DATE	BY	CHK	APP	DESCRIPTION

DESIGNED BY  
J. ENRIQUEZ  
DRAWN BY  
E. TANAKA  
CHECKED BY  
G. WALKER  
IN CHARGE  
R. COFFIN  
DATE  
12/31/13

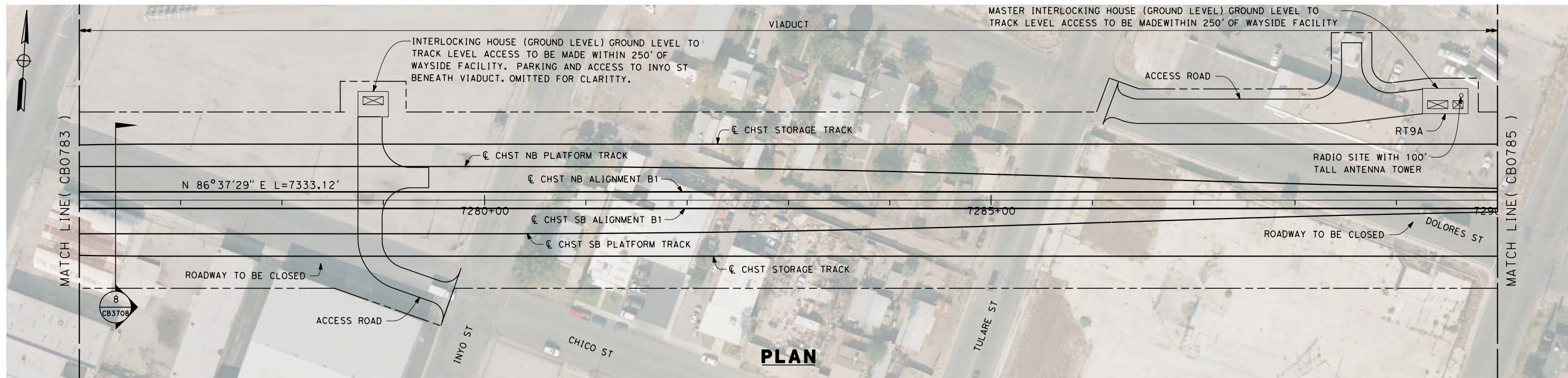
**RECORD SET 15%  
DESIGN SUBMISSION**  
  
**NOT FOR  
CONSTRUCTION**



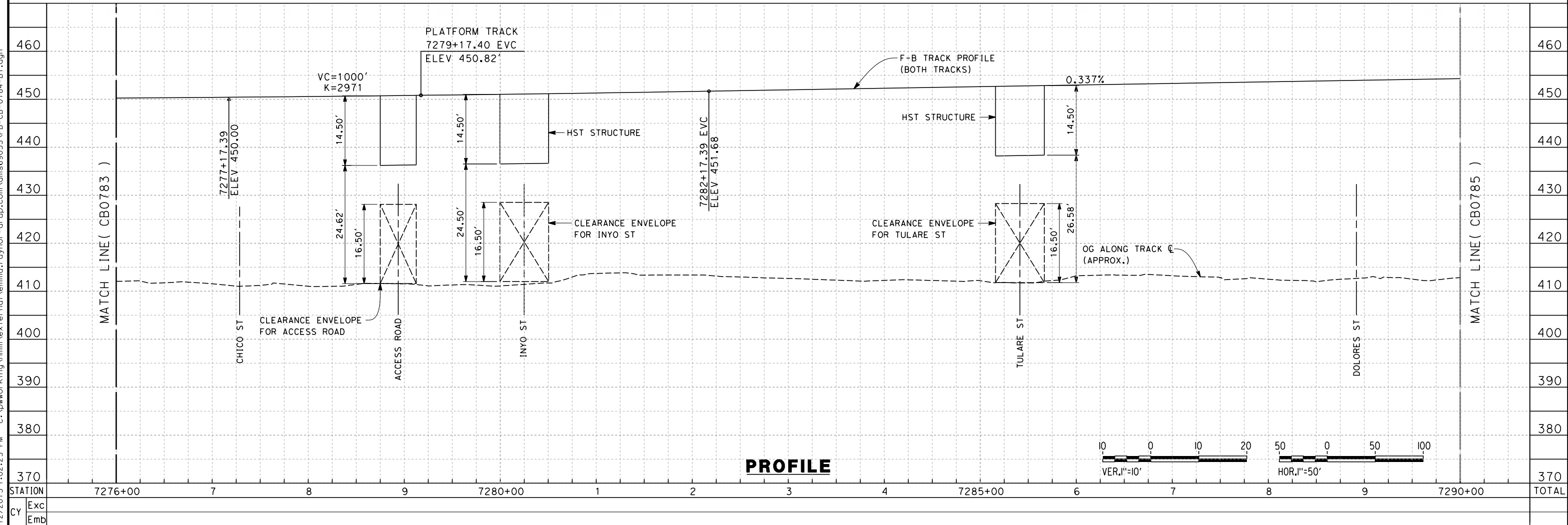
**CALIFORNIA HIGH-SPEED TRAIN PROJECT  
FRESNO TO BAKERSFIELD**  
BAKERSFIELD URBAN SUBSECTION  
ALIGNMENT B1  
STA. 7262+00 TO 7276+00  
PLAN AND PROFILE

CONTRACT NO.  
HSR 06-0003  
DRAWING NO.  
CB0783  
SCALE  
AS SHOWN  
SHEET NO.  
20 OF 35

12/12/2013 1:01:34 PM c:\pwworking\hmm\external\emma\_raynor-arup.com\dms69053\FB-CB-0783-B1.dgn emma\_raynor



**PLAN**



**PROFILE**

REV	DATE	BY	CHK	APP	DESCRIPTION

DESIGNED BY  
J. ENRIQUEZ  
DRAWN BY  
E. TANAKA  
CHECKED BY  
G. WALKER  
IN CHARGE  
R. COFFIN  
DATE  
12/31/13

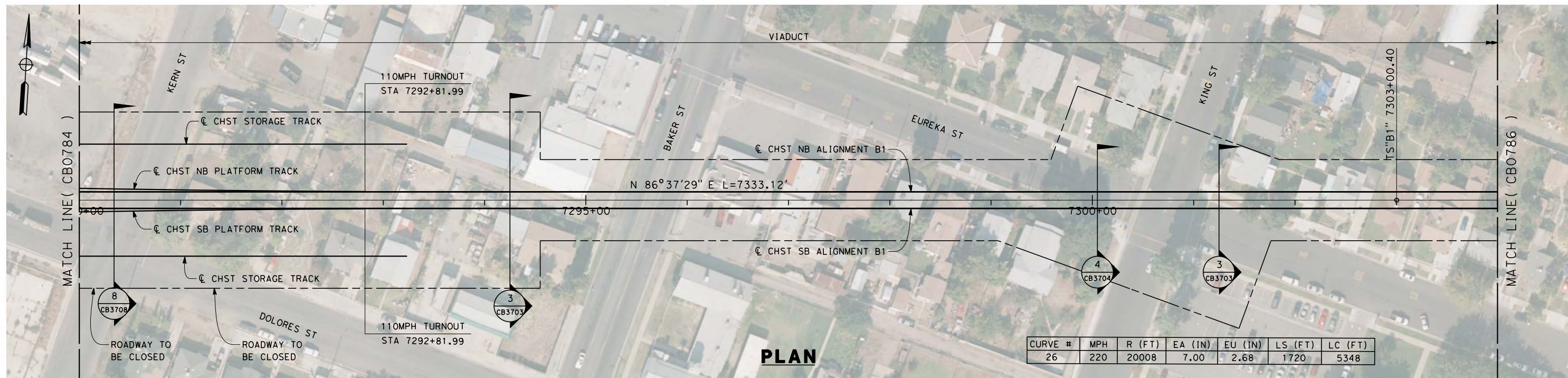
**RECORD SET 15%  
DESIGN SUBMISSION**  
  
**NOT FOR  
CONSTRUCTION**



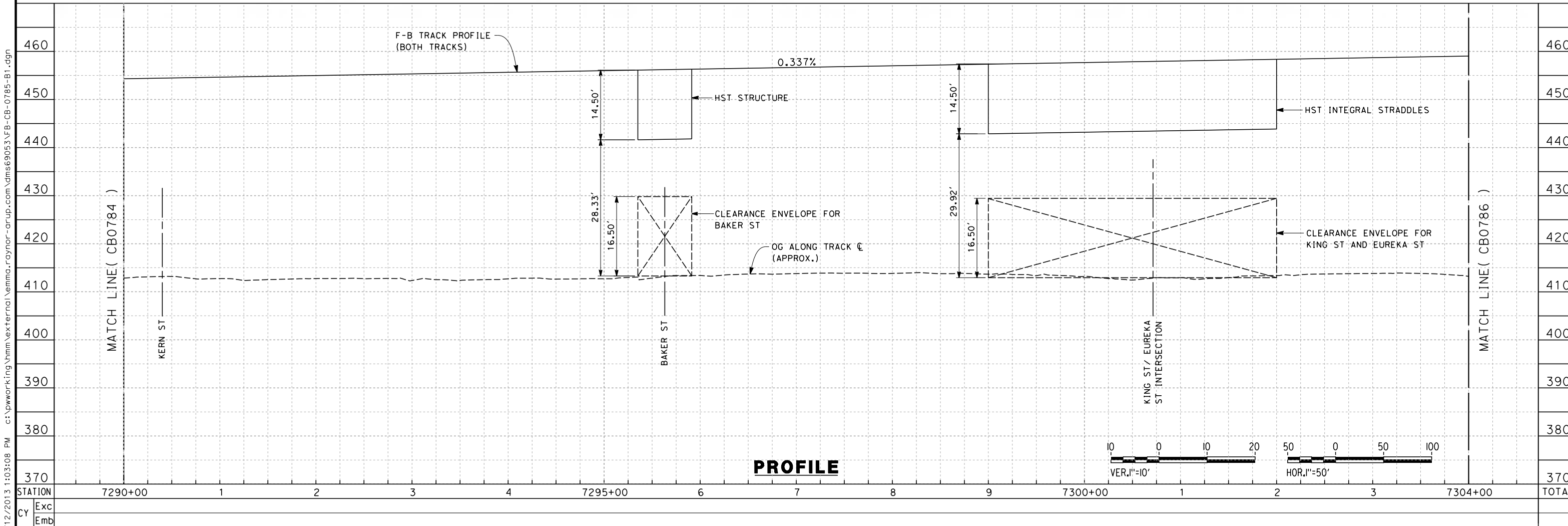
**CALIFORNIA HIGH-SPEED TRAIN PROJECT  
FRESNO TO BAKERSFIELD**  
BAKERSFIELD URBAN SUBSECTION  
ALIGNMENT B1  
STA. 7276+00 TO 7290+00  
PLAN AND PROFILE

CONTRACT NO.  
HSR 06-0003  
DRAWING NO.  
CB0784  
SCALE  
AS SHOWN  
SHEET NO.  
21 OF 35

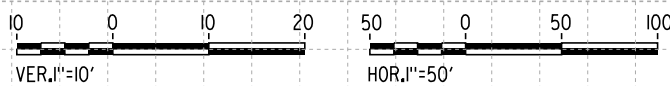
12/12/2013 1:02:25 PM c:\pwworking\hmm\external\emma.raynor-arup.com\dms69053\FB-CB-0784-B1.dgn emma.raynor



**PLAN**



**PROFILE**



12/12/2013 1:03:08 PM c:\pwworking\hmm\external\emma\_raynor-arup.com\dms69053\FB-CB-0785-B1.dgn emma\_raynor

REV	DATE	BY	CHK	APP	DESCRIPTION

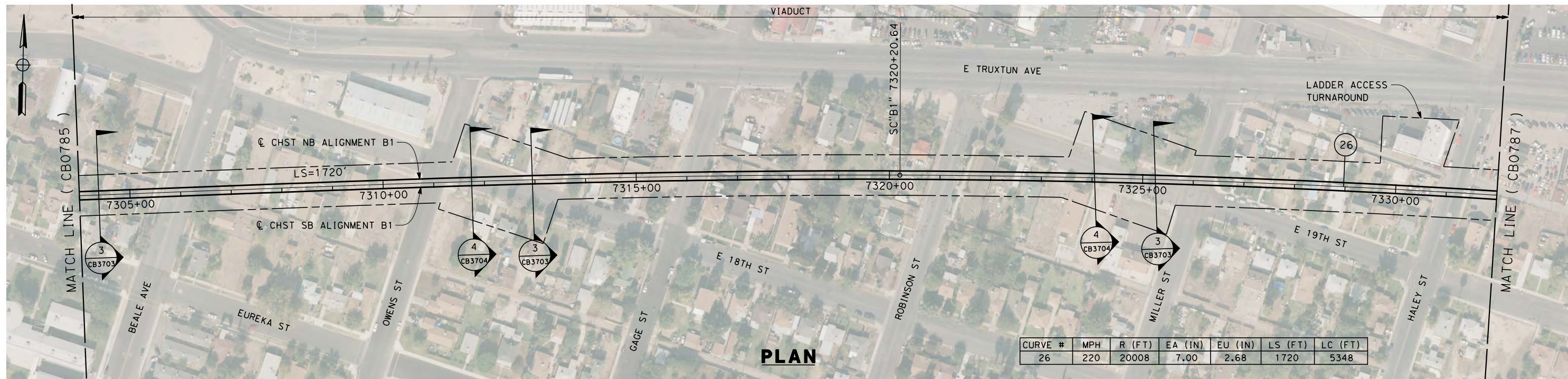
DESIGNED BY  
J. ENRIQUEZ  
DRAWN BY  
E. TANAKA  
CHECKED BY  
G. WALKER  
IN CHARGE  
R. COFFIN  
DATE  
12/31/13

**RECORD SET 15%  
DESIGN SUBMISSION**  
  
**NOT FOR  
CONSTRUCTION**

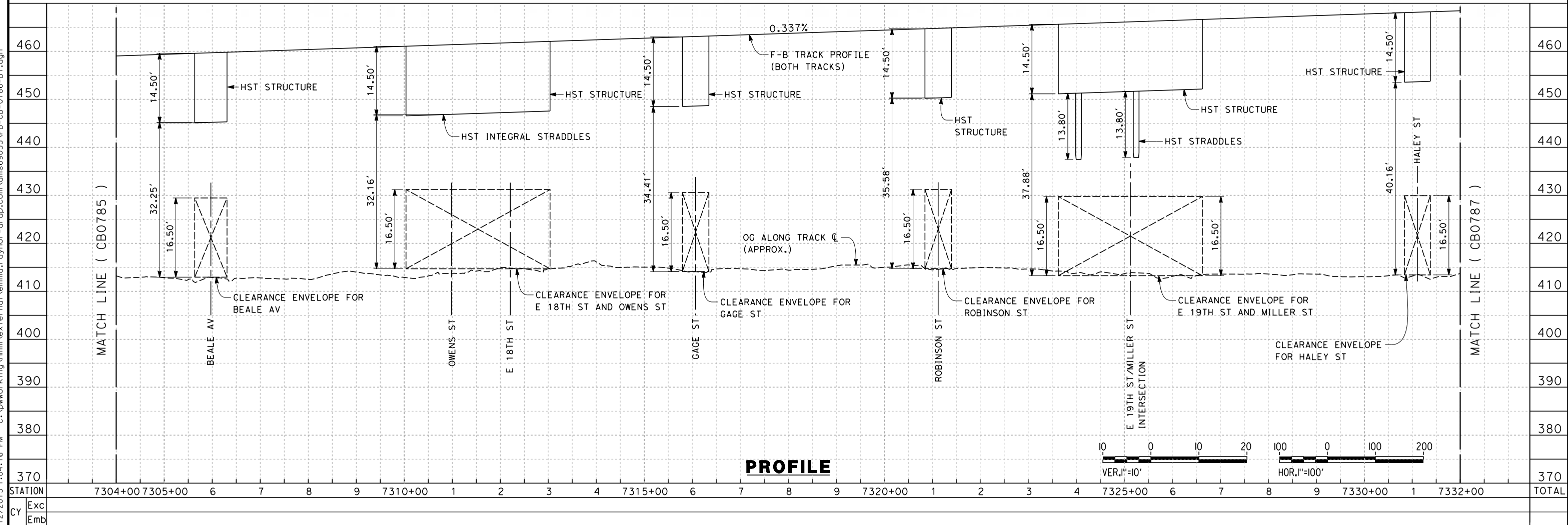


**CALIFORNIA HIGH-SPEED TRAIN PROJECT  
FRESNO TO BAKERSFIELD**  
BAKERSFIELD URBAN SUBSECTION  
ALIGNMENT B1  
STA. 7290+00 TO 7304+00  
PLAN AND PROFILE

CONTRACT NO.  
HSR 06-0003  
DRAWING NO.  
CB0785  
SCALE  
AS SHOWN  
SHEET NO.  
22 OF 35



**PLAN**



**PROFILE**

12/12/2013 1:04:16 PM c:\pwworking\hmm\external\emma\_raynor-arup.com\dms69053\FB-CB-0786-B1.dgn emma\_raynor

REV	DATE	BY	CHK	APP	DESCRIPTION

DESIGNED BY  
J. ENRIQUEZ  
DRAWN BY  
E. TANAKA  
CHECKED BY  
G. WALKER  
IN CHARGE  
R. COFFIN  
DATE  
12/31/13

**RECORD SET 15%  
DESIGN SUBMISSION**

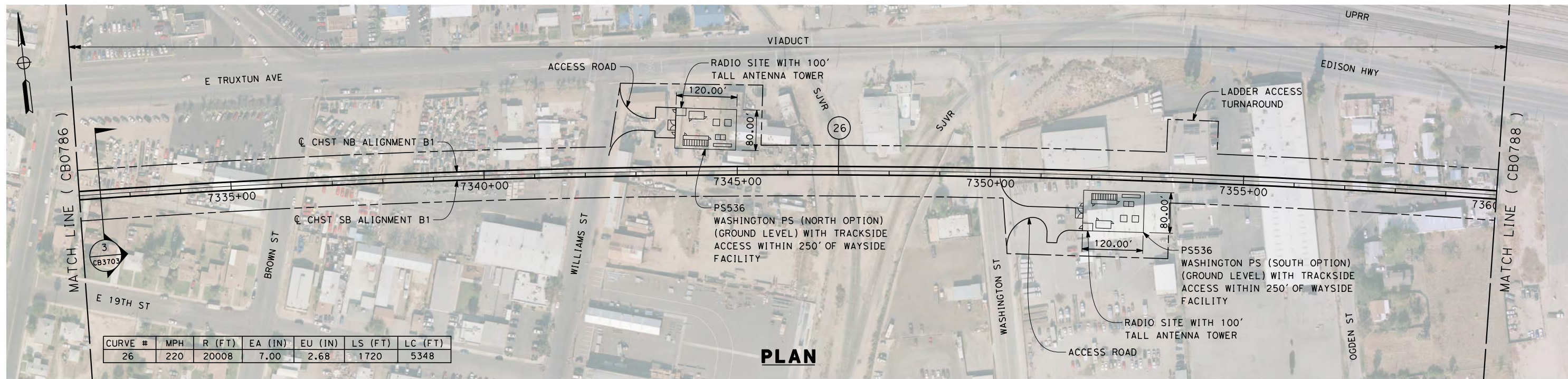
**NOT FOR  
CONSTRUCTION**



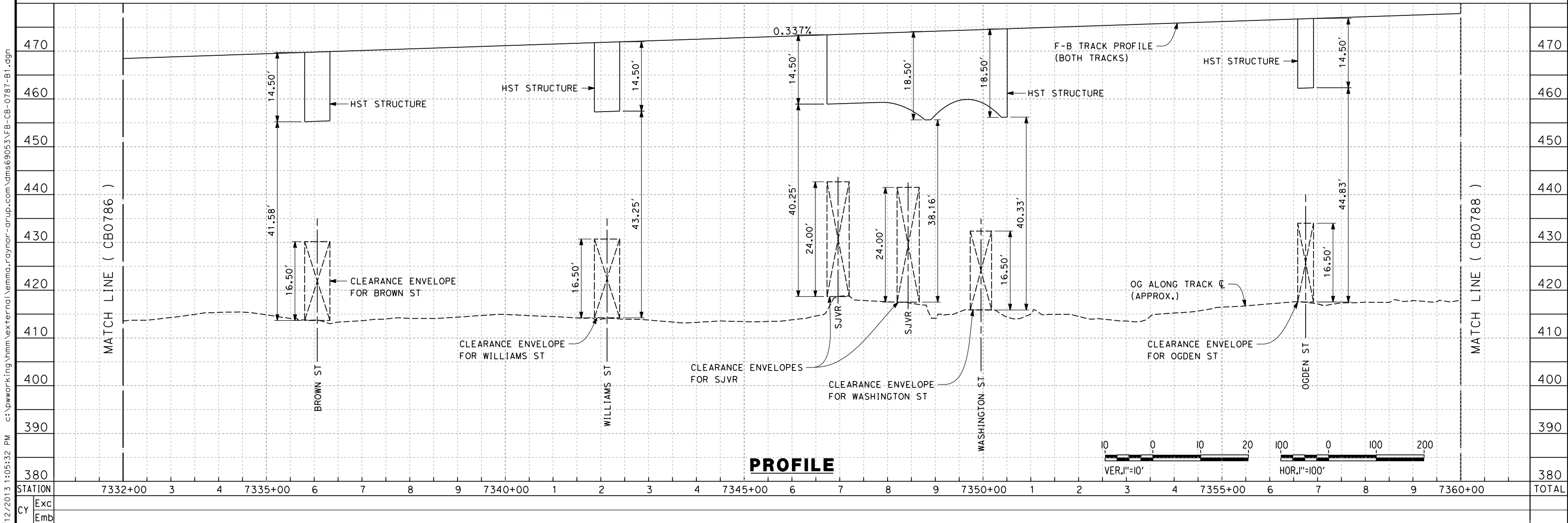
**CALIFORNIA HIGH-SPEED TRAIN PROJECT  
FRESNO TO BAKERSFIELD**

BAKERSFIELD URBAN SUBSECTION  
ALIGNMENT B1  
STA. 7304+00 TO 7332+00  
PLAN AND PROFILE

CONTRACT NO.  
HSR 06-0003  
DRAWING NO.  
CB0786  
SCALE  
AS SHOWN  
SHEET NO.  
23 OF 35



**PLAN**



**PROFILE**

12/12/2013 1:05:32 PM c:\pwworking\hmm\external\emma\_raynor-arup.com\dms69053\FB-CB-0787-B1.dgn emma\_raynor

REV	DATE	BY	CHK	APP	DESCRIPTION

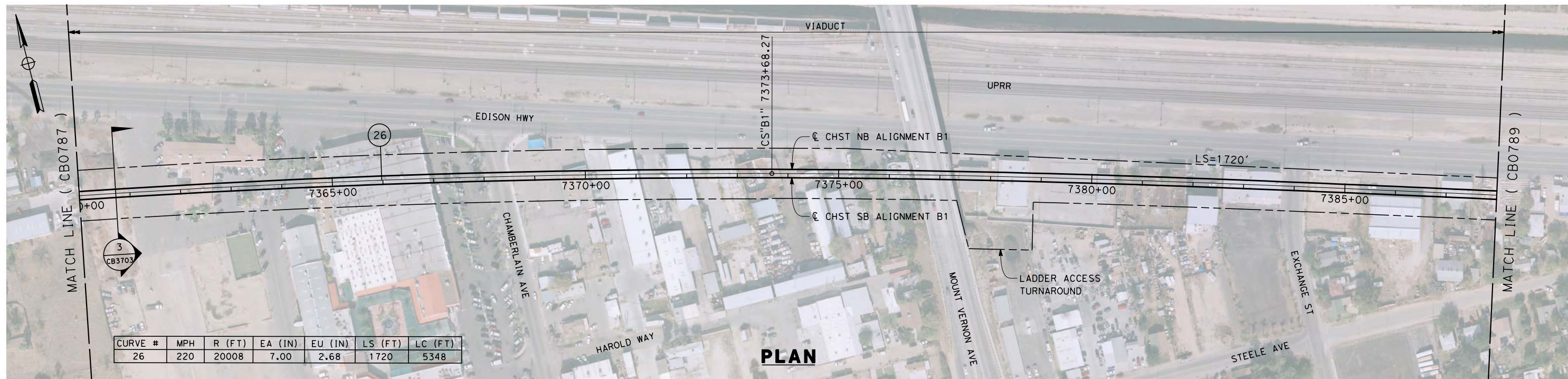
DESIGNED BY  
J. ENRIQUEZ  
DRAWN BY  
E. TANAKA  
CHECKED BY  
G. WALKER  
IN CHARGE  
R. COFFIN  
DATE  
12/31/13

**RECORD SET 15%  
DESIGN SUBMISSION**  
  
**NOT FOR  
CONSTRUCTION**

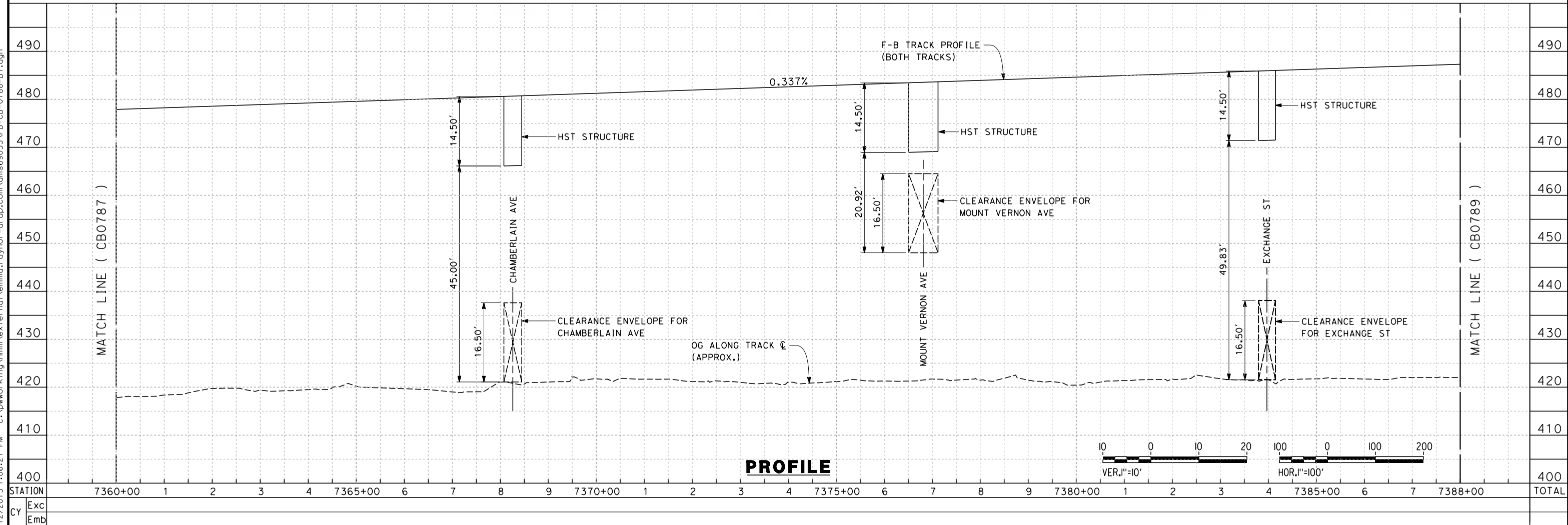


**CALIFORNIA HIGH-SPEED TRAIN PROJECT  
FRESNO TO BAKERSFIELD**  
BAKERSFIELD URBAN SUBSECTION  
ALIGNMENT B1  
STA. 7332+00 TO 7360+00  
PLAN AND PROFILE

CONTRACT NO.  
HSR 06-0003  
DRAWING NO.  
CB0787  
SCALE  
AS SHOWN  
SHEET NO.  
24 OF 35



**PLAN**



**PROFILE**

REV	DATE	BY	CHK	APP	DESCRIPTION

DESIGNED BY  
J. ENRIQUEZ  
DRAWN BY  
E. TANAKA  
CHECKED BY  
G. WALKER  
IN CHARGE  
R. COFFIN  
DATE  
12/31/13

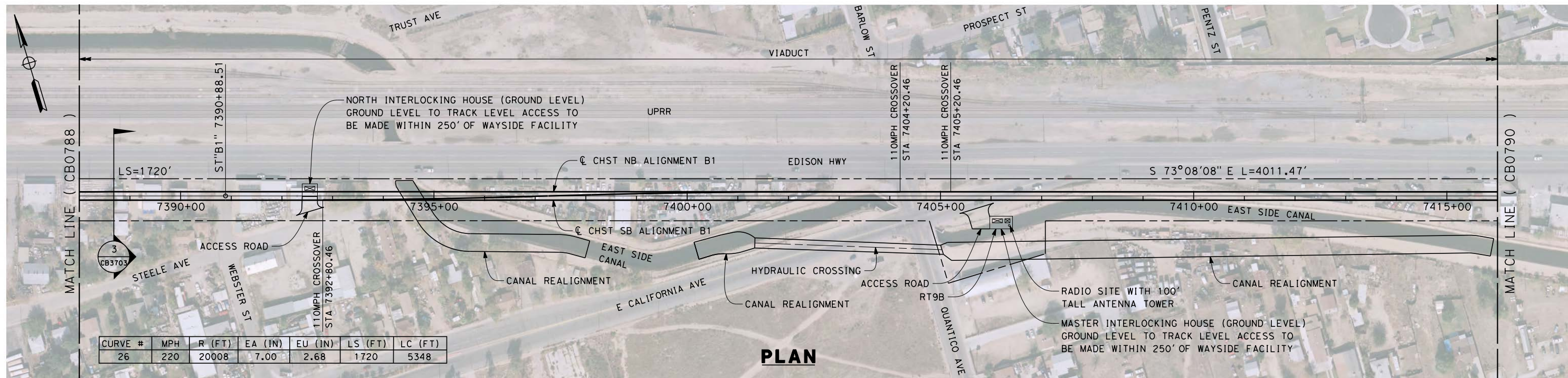
**RECORD SET 15%  
DESIGN SUBMISSION**  
  
**NOT FOR  
CONSTRUCTION**



**CALIFORNIA HIGH-SPEED TRAIN PROJECT  
FRESNO TO BAKERSFIELD**  
BAKERSFIELD URBAN SUBSECTION  
ALIGNMENT B1  
STA. 7360+00 TO 7388+00  
PLAN AND PROFILE

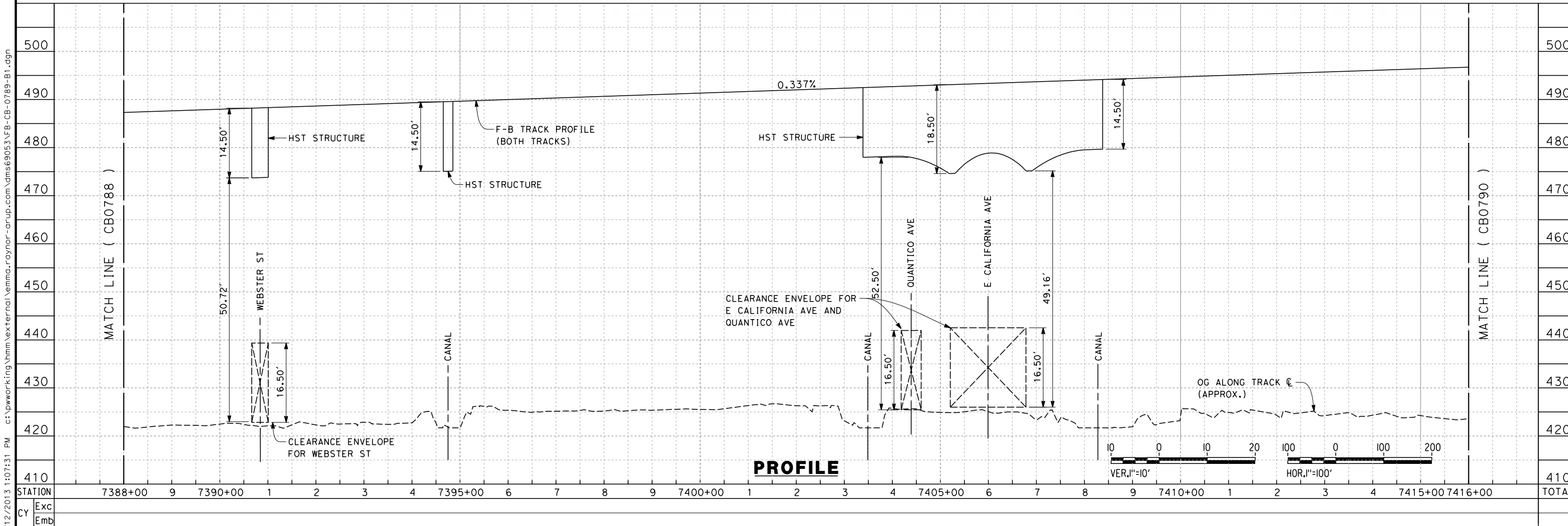
CONTRACT NO.  
HSR 06-0003  
DRAWING NO.  
CB0788  
SCALE  
AS SHOWN  
SHEET NO.  
25 OF 35

12/12/2013 1:06:21 PM c:\pwworking\hmm\external\emma.raynor-arup.com\dms69053\FB-CB-0788-B1.dgn emma.raynor



CURVE #	MPH	R (FT)	EA (IN)	EU (IN)	LS (FT)	LC (FT)
26	220	20008	7.00	2.68	1720	5348

12/12/2013 1:07:31 PM c:\pwworking\hmm\external\emma\_raynor-arup.com\dms69053\FB-CB-0789-B1.dgn emma\_raynor



REV	DATE	BY	CHK	APP	DESCRIPTION

DESIGNED BY  
J. ENRIQUEZ  
DRAWN BY  
E. TANAKA  
CHECKED BY  
G. WALKER  
IN CHARGE  
R. COFFIN  
DATE  
12/31/13

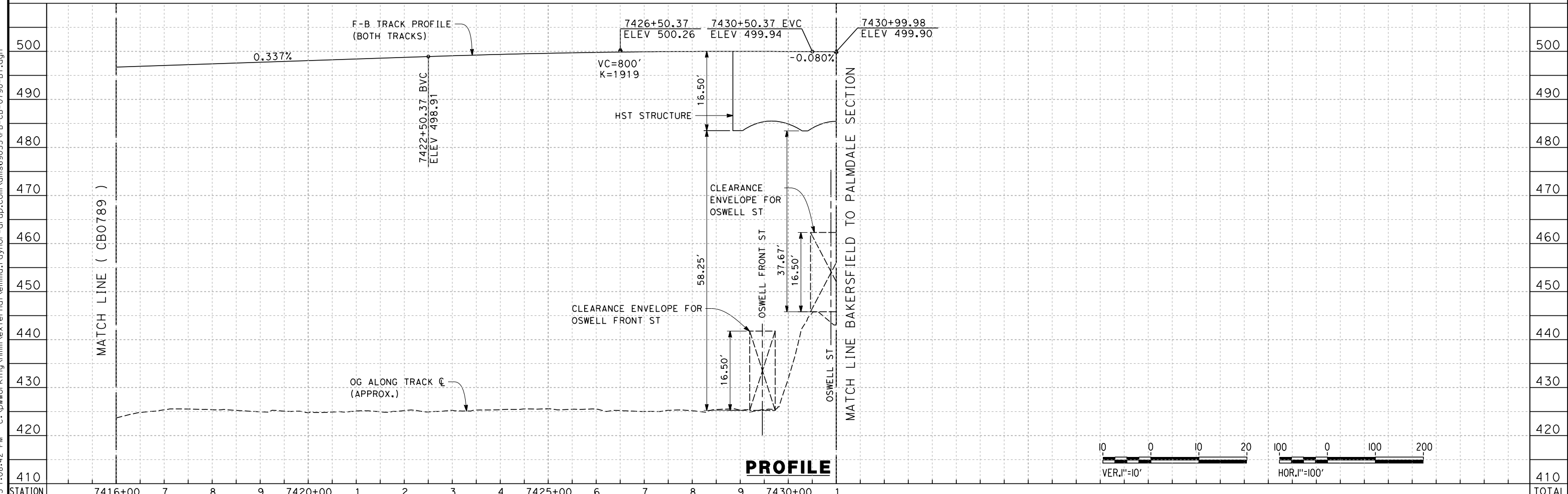
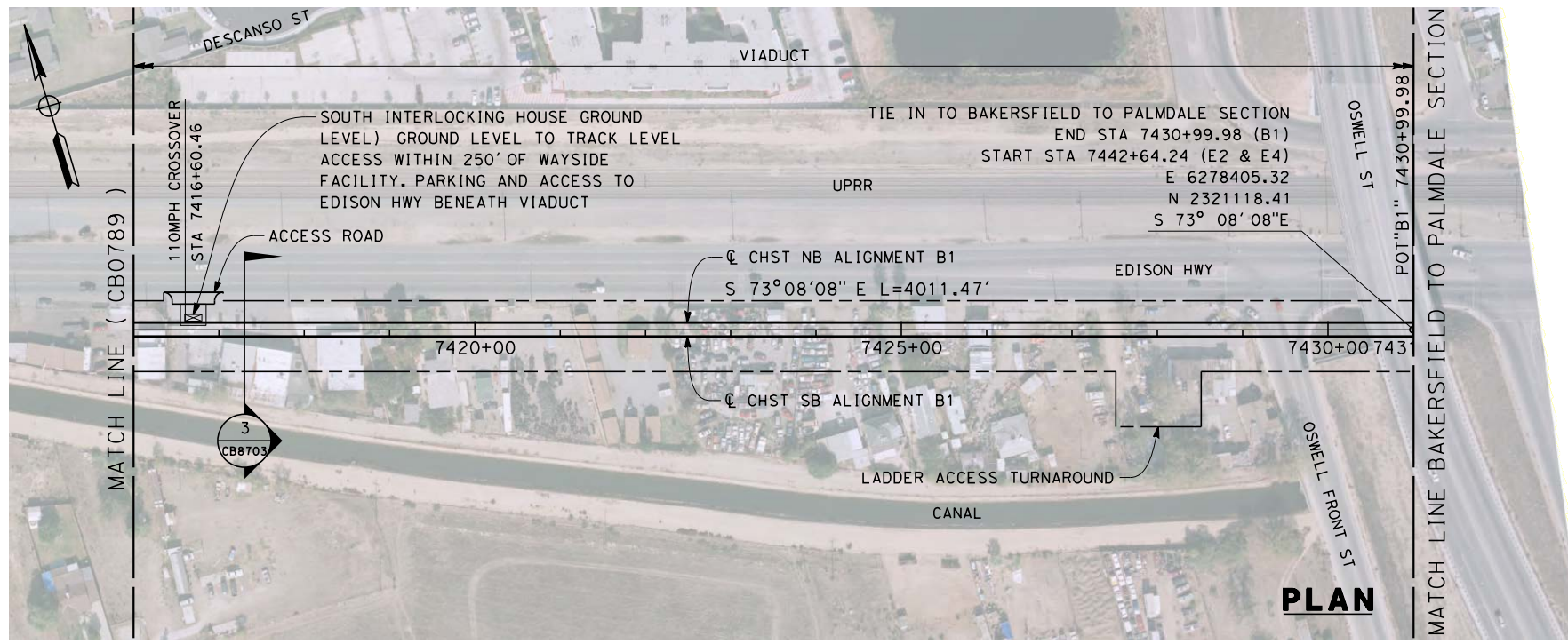
**RECORD SET 15%  
DESIGN SUBMISSION**

**NOT FOR  
CONSTRUCTION**



**CALIFORNIA HIGH-SPEED TRAIN PROJECT  
FRESNO TO BAKERSFIELD**  
BAKERSFIELD URBAN SUBSECTION  
ALIGNMENT B1  
STA. 7388+00 TO 7416+00  
PLAN AND PROFILE

CONTRACT NO.  
HSR 06-0003  
DRAWING NO.  
CB0789  
SCALE  
AS SHOWN  
SHEET NO.  
26 OF 35



STATION	7416+00	7	8	9	7420+00	1	2	3	4	7425+00	6	7	8	9	7430+00	1	TOTAL
Exc																	
Emb																	

REV	DATE	BY	CHK	APP	DESCRIPTION

DESIGNED BY  
J. ENRIQUEZ  
DRAWN BY  
E. TANAKA  
CHECKED BY  
G. WALKER  
IN CHARGE  
R. COFFIN  
DATE  
12/31/13

**RECORD SET 15%  
DESIGN SUBMISSION**  
  
**NOT FOR  
CONSTRUCTION**



**CALIFORNIA HIGH-SPEED TRAIN PROJECT  
FRESNO TO BAKERSFIELD**  
BAKERSFIELD URBAN SUBSECTION  
ALIGNMENT B1  
STA. 7416+00 TO 7431+00  
PLAN AND PROFILE

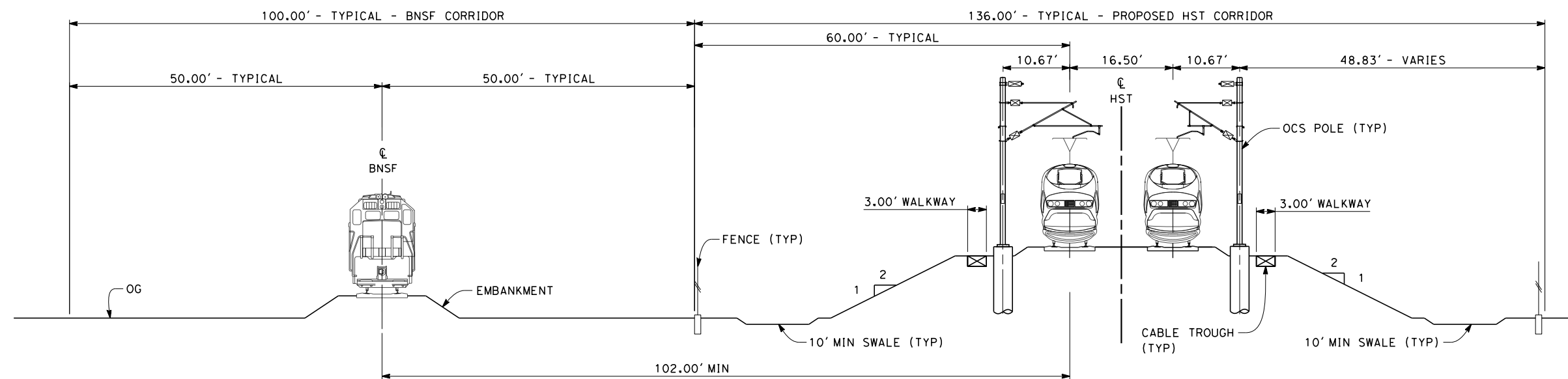
CONTRACT NO.  
HSR 06-0003  
DRAWING NO.  
CB0790  
SCALE  
AS SHOWN  
SHEET NO.  
27 OF 35

12/12/2013 1:08:42 PM c:\pwworking\hmm\external\emma.raynor-arup.com\dms69053\FB-CB-0790-B1.dgn emma.raynor



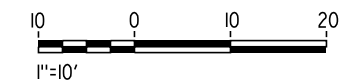
NOTES:

1. TRACKFORM SHOWN IS INDICATIVE.
2. BNSF RELOCATED BEYOND STATION 6830+40.
3. SUPERELEVATION IS NOT SHOWN. THE AMOUNT OF APPLIED SUPERELEVATION IS SHOWN IN THE CURVE DATA TABLES.
4. INDICATIVE BNSF RELOCATION SHOWS MINIMUM OFFSET TO BE PROVIDED TO HST CORRIDOR WHERE APPLICABLE. DETAILS TO BE CONFIRMED FOLLOWING DETAIL SURVEYS.



**SECTION 1**

TWIN TRACK - ADJACENT TO BNSF TRACK  
 STA 6800+11 THROUGH STA 6805+28  
 STA 6808+46 THROUGH STA 6924+50



c:\pwworking\hmm\external\emma.raynor-arup.com\dms69053\FB-CB-3701-B1.dgn

REV	DATE	BY	CHK	APP	DESCRIPTION

DESIGNED BY  
J. ENRIQUEZ  
 DRAWN BY  
E. TANAKA  
 CHECKED BY  
G. WALKER  
 IN CHARGE  
R. COFFIN  
 DATE  
12/31/13

**RECORD SET 15%  
 DESIGN SUBMISSION**  
  
**NOT FOR  
 CONSTRUCTION**

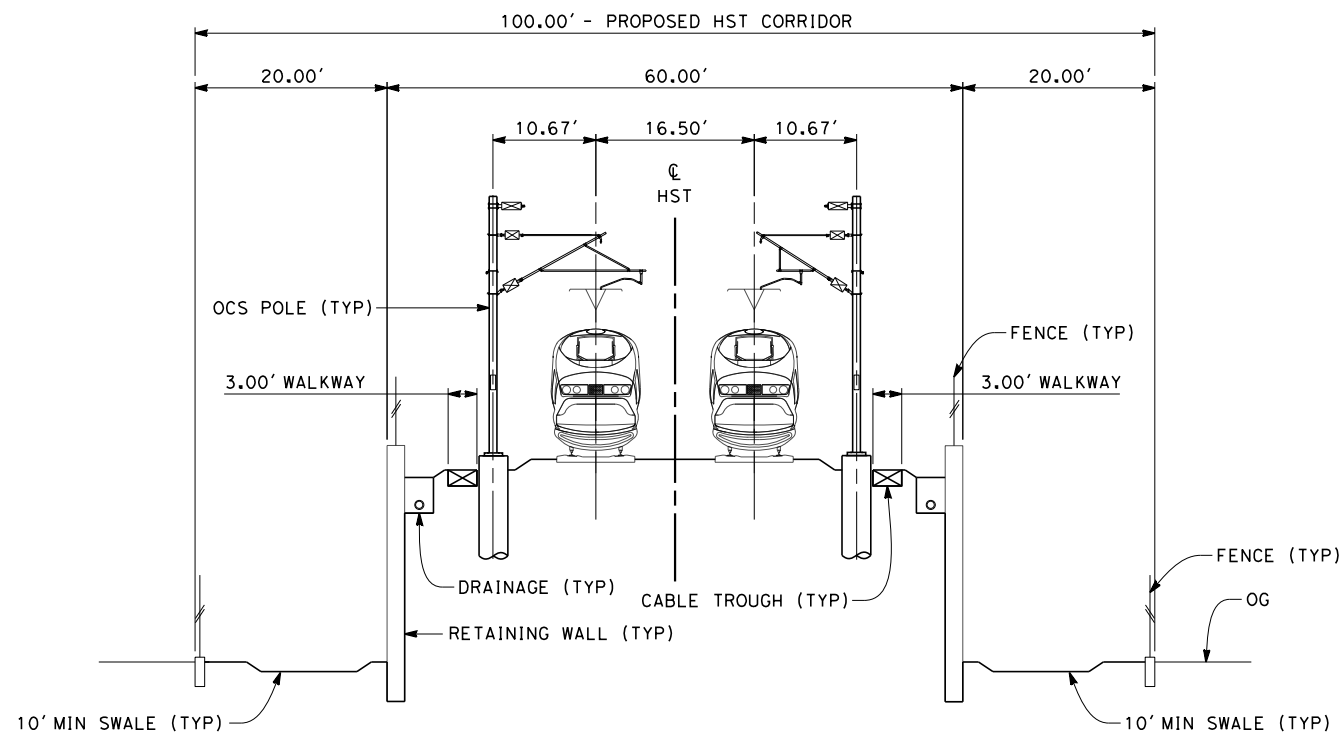


**CALIFORNIA HIGH-SPEED TRAIN PROJECT  
 FRESNO TO BAKERSFIELD**  
 BAKERSFIELD URBAN SUBSECTION  
 ALIGNMENT B1  
 TYPICAL SECTIONS

CONTRACT NO.  
HSR 06-0003  
 DRAWING NO.  
CB3701  
 SCALE  
AS SHOWN  
 SHEET NO.  
28 OF 35

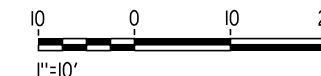
NOTES:

1. TRACKFORM SHOWN IS INDICATIVE.
2. SUPERELEVATION IS NOT SHOWN. THE AMOUNT OF APPLIED SUPERELEVATION IS SHOWN IN THE CURVE DATA TABLES.



**SECTION 2**

TWIN TRACK ON RETAINED EMBANKMENT  
STA 6924+50 THROUGH STA 6939+10



12/12/2013 1:09:57 PM c:\pwworking\hmm\external\emma.raynor-arup.com\dms69053\FB-CB-3702-B1.dgn emma.raynor

REV	DATE	BY	CHK	APP	DESCRIPTION

DESIGNED BY  
J. ENRIQUEZ  
DRAWN BY  
E. TANAKA  
CHECKED BY  
G. WALKER  
IN CHARGE  
R. COFFIN  
DATE  
12/31/13

**RECORD SET 15%  
DESIGN SUBMISSION**  
  
**NOT FOR  
CONSTRUCTION**

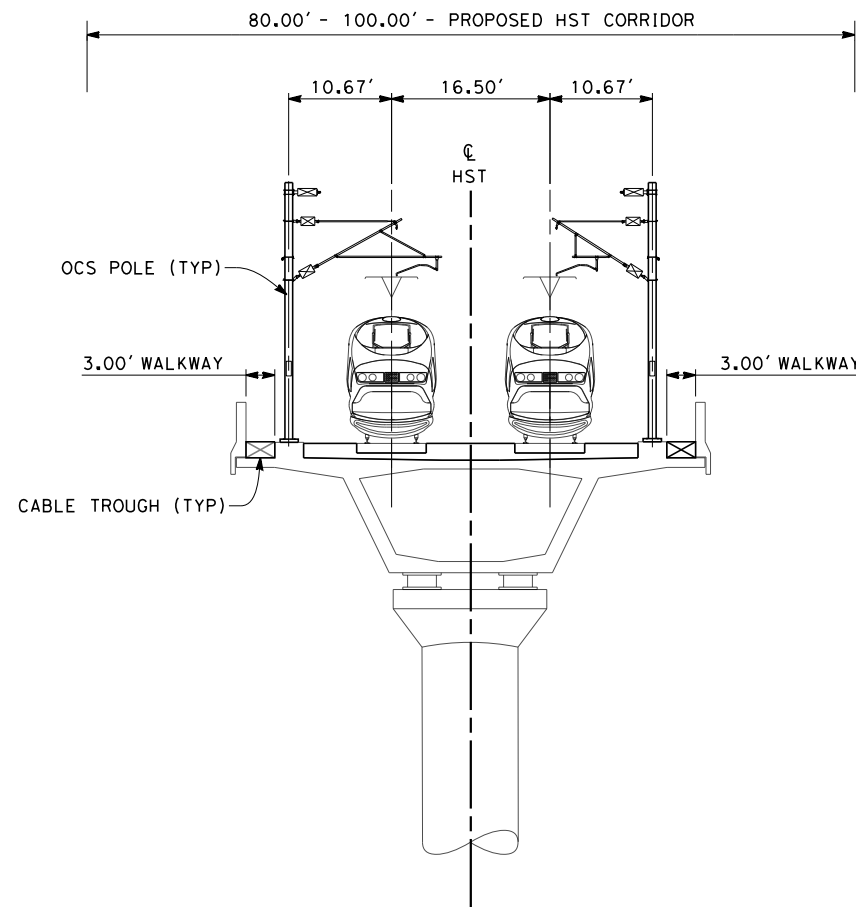


**CALIFORNIA HIGH-SPEED TRAIN PROJECT  
FRESNO TO BAKERSFIELD**  
BAKERSFIELD URBAN SUBSECTION  
ALIGNMENT B1  
TYPICAL SECTIONS

CONTRACT NO.  
HSR 06-0003  
DRAWING NO.  
CB3702  
SCALE  
AS SHOWN  
SHEET NO.  
29 OF 35

NOTES:

1. TRACKFORM SHOWN IS INDICATIVE.
2. FOR STRUCTURE DIMENSIONS SEE STRUCTURAL CROSS SECTIONS.
3. SUPERELEVATION IS NOT SHOWN. THE AMOUNT OF APPLIED SUPERELEVATION IS SHOWN IN THE CURVE DATA TABLES.



**SECTION 3**

TWIN TRACK - AERIAL VIADUCT  
 STA 6939+10 THROUGH STA 6988+50  
 STA 6989+70 THROUGH STA 7036+10  
 STA 7048+10 THROUGH STA 7101+42  
 STA 7108+56 THROUGH STA 7149+97  
 STA 7152+84 THROUGH STA 7157+65  
 STA 7159+85 THROUGH STA 7199+05  
 STA 7200+25 THROUGH STA 7235+45  
 STA 7294+25 THROUGH STA 7300+05  
 STA 7301+25 THROUGH STA 7311+75  
 STA 7312+95 THROUGH STA 7324+05  
 STA 7325+25 THROUGH STA 7431+00



12/12/2013 1:10:22 PM c:\pwworking\hmm\external\emma.raynor-arup.com\dms69053\FB-CB-3703-B1.dgn emma.raynor

REV	DATE	BY	CHK	APP	DESCRIPTION

DESIGNED BY  
J. ENRIQUEZ  
 DRAWN BY  
E. TANAKA  
 CHECKED BY  
G. WALKER  
 IN CHARGE  
R. COFFIN  
 DATE  
12/31/13

**RECORD SET 15%  
 DESIGN SUBMISSION**  
  
**NOT FOR  
 CONSTRUCTION**

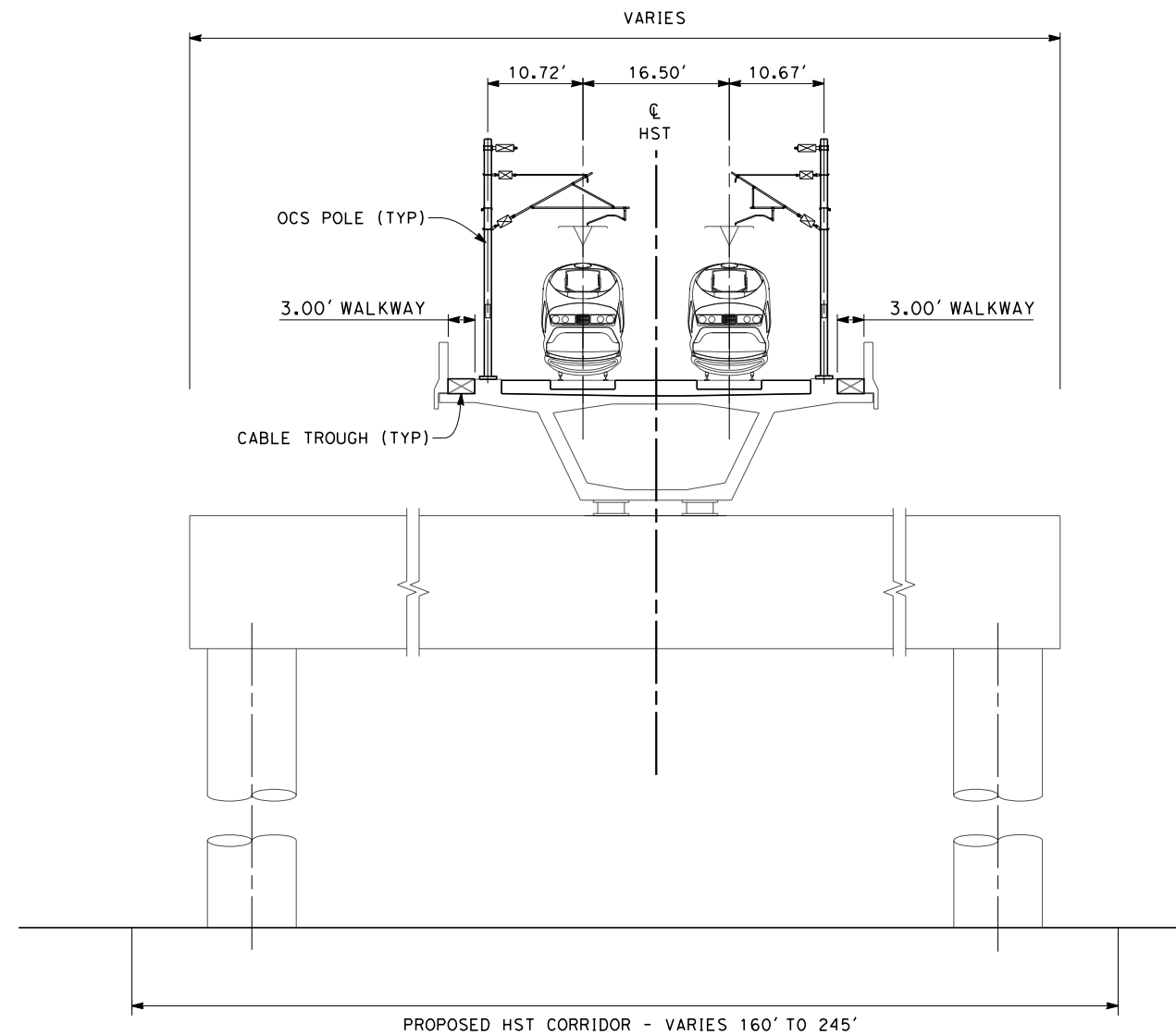


**CALIFORNIA HIGH-SPEED TRAIN PROJECT  
 FRESNO TO BAKERSFIELD**  
 BAKERSFIELD URBAN SUBSECTION  
 ALIGNMENT B1  
 TYPICAL SECTIONS

CONTRACT NO.  
HSR 06-0003  
 DRAWING NO.  
CB3703  
 SCALE  
AS SHOWN  
 SHEET NO.  
30 OF 35

NOTES:

1. TRACKFORM SHOWN IS INDICATIVE.
2. FOR STRUCTURE DIMENSIONS SEE STRUCTURAL CROSS SECTIONS.
3. FOR INTEGRAL STRADDLES REFER TO STRUCTURAL DRAWINGS.
4. SUPERELEVATION IS NOT SHOWN. THE AMOUNT OF APPLIED SUPERELEVATION IS SHOWN IN THE CURVE DATA TABLES.



**SECTION 4**

TWIN TRACK - STRADDLE BENT  
 STA 6988+50 THROUGH STA 6989+70  
 STA 7036+10 THROUGH STA 7048+10  
 STA 7157+65 THROUGH STA 7159+85  
 STA 7199+05 THROUGH STA 7200+25  
 STA 7300+05 THROUGH STA 7301+25  
 STA 7311+75 THROUGH STA 7312+95  
 STA 7324+05 THROUGH STA 7325+25



c:\pwworking\hmm\external\emma.raynor-arup.com\dms69053\FB-CB-3704-B1.dgn

REV	DATE	BY	CHK	APP	DESCRIPTION

DESIGNED BY  
J. ENRIQUEZ

DRAWN BY  
E. TANAKA

CHECKED BY  
G. WALKER

IN CHARGE  
R. COFFIN

DATE  
12/31/13

**RECORD SET 15%  
 DESIGN SUBMISSION**

**NOT FOR  
 CONSTRUCTION**



**CALIFORNIA HIGH-SPEED TRAIN PROJECT**  
**FRESNO TO BAKERSFIELD**  
 BAKERSFIELD URBAN SUBSECTION  
 ALIGNMENT B1  
 TYPICAL SECTIONS

CONTRACT NO.  
HSR 06-0003

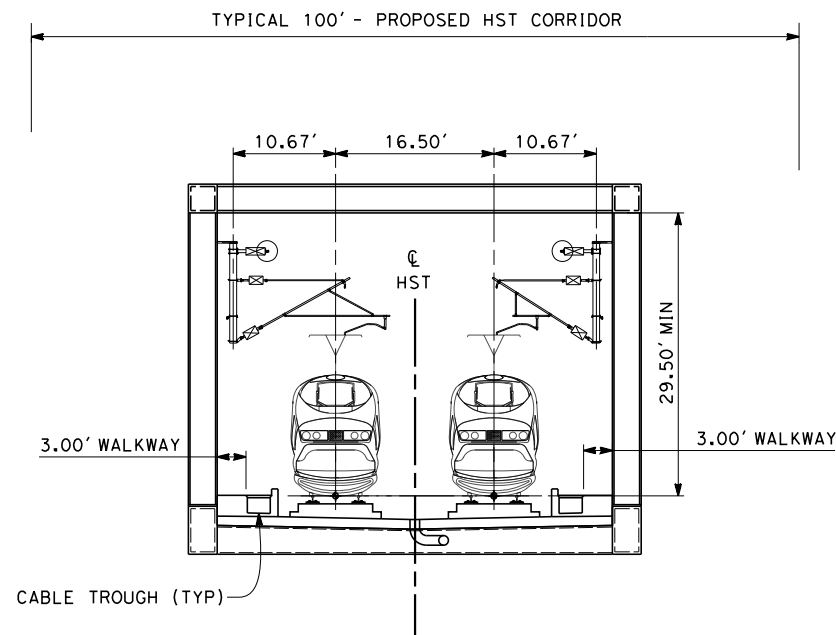
DRAWING NO.  
CB3704

SCALE  
AS SHOWN

SHEET NO.  
31 OF 35

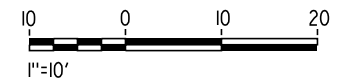
NOTES:

1. TRACKFORM SHOWN IS INDICATIVE.
2. FOR STRUCTURE DIMENSIONS SEE STRUCTURAL CROSS SECTIONS.
3. SUPERELEVATION IS NOT SHOWN. THE AMOUNT OF APPLIED SUPERELEVATION IS SHOWN IN THE CURVE DATA TABLES.



**SECTION 5**

TWIN TRACK - TRUSS  
 STA 6805+28 THROUGH STA 6808+46  
 STA 7101+42 THROUGH STA 7108+56  
 STA 7149+97 THROUGH STA 7152+84



c:\pwworking\hmm\external\emma.raynor-arup.com\dms69053\FB-CB-3705-B1.dgn

REV	DATE	BY	CHK	APP	DESCRIPTION

DESIGNED BY  
J. ENRIQUEZ  
 DRAWN BY  
E. TANAKA  
 CHECKED BY  
G. WALKER  
 IN CHARGE  
R. COFFIN  
 DATE  
12/31/13

**RECORD SET 15%  
 DESIGN SUBMISSION**  
  
**NOT FOR  
 CONSTRUCTION**

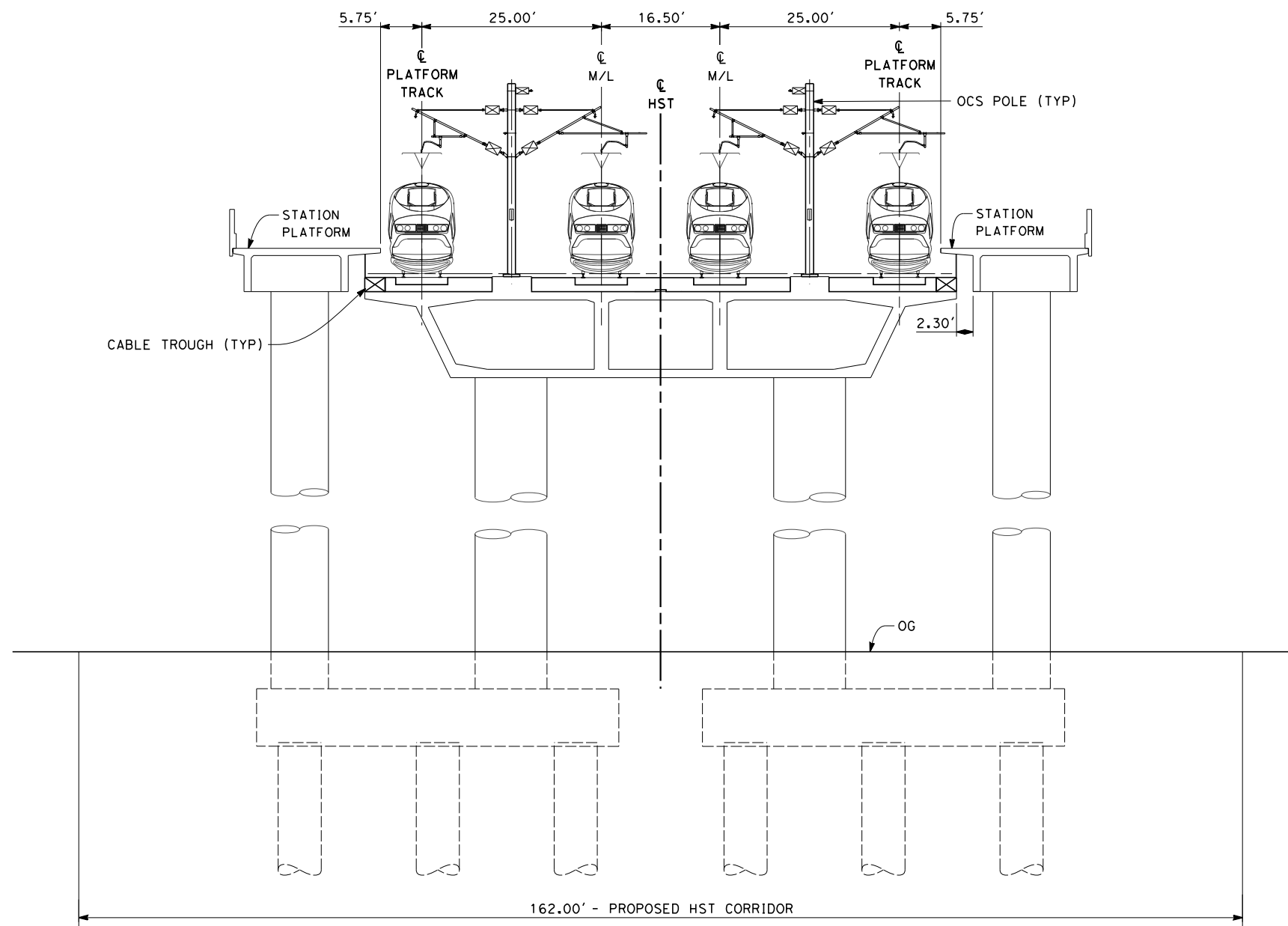


**CALIFORNIA HIGH-SPEED TRAIN PROJECT  
 FRESNO TO BAKERSFIELD**  
 BAKERSFIELD URBAN SUBSECTION  
 ALIGNMENT B1  
 TYPICAL SECTIONS

CONTRACT NO.  
HSR 06-0003  
 DRAWING NO.  
CB3705  
 SCALE  
AS SHOWN  
 SHEET NO.  
32 OF 35

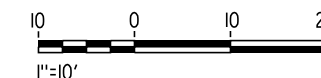
NOTES:

1. TRACKFORM SHOWN IS INDICATIVE.
2. FOR STRUCTURE DIMENSIONS SEE STRUCTURAL CROSS SECTIONS.
3. HST CORRIDOR WIDTH VARIES THROUGH THE STATION ACCORDING TO THE STATION FACILITIES PROVIDED. SEE STATION DRAWINGS FOR DETAILS.
4. DISTANCE BETWEEN PLATFORM AND MAIN LINE TRACKS VARIES FROM 0.00' TO 25.00 THROUGH TURNOUT AND REVERSE TO PARALLEL. FOUR TRACKS BEGIN AT TURNOUT (STA 7232+81.99)
5. STATION PLATFORM LOCATED BETWEEN STA 7255+77 THROUGH STA 7269+87.



**SECTION 6**

FOUR TRACK - ELEVATED STATION  
 STA 7235+45 THROUGH STA 7237+85  
 STA 7256+05 THROUGH STA 7271+45



12/12/2013 1:11:45 PM c:\pwworking\hmm\external\emma.raynor-arup.com\dms69053\FB-CB-3706-B1.dgn emma.raynor

REV	DATE	BY	CHK	APP	DESCRIPTION

DESIGNED BY  
J. ENRIQUEZ  
 DRAWN BY  
E. TANAKA  
 CHECKED BY  
G. WALKER  
 IN CHARGE  
R. COFFIN  
 DATE  
12/31/13

**RECORD SET 15%  
 DESIGN SUBMISSION**  
  
**NOT FOR  
 CONSTRUCTION**

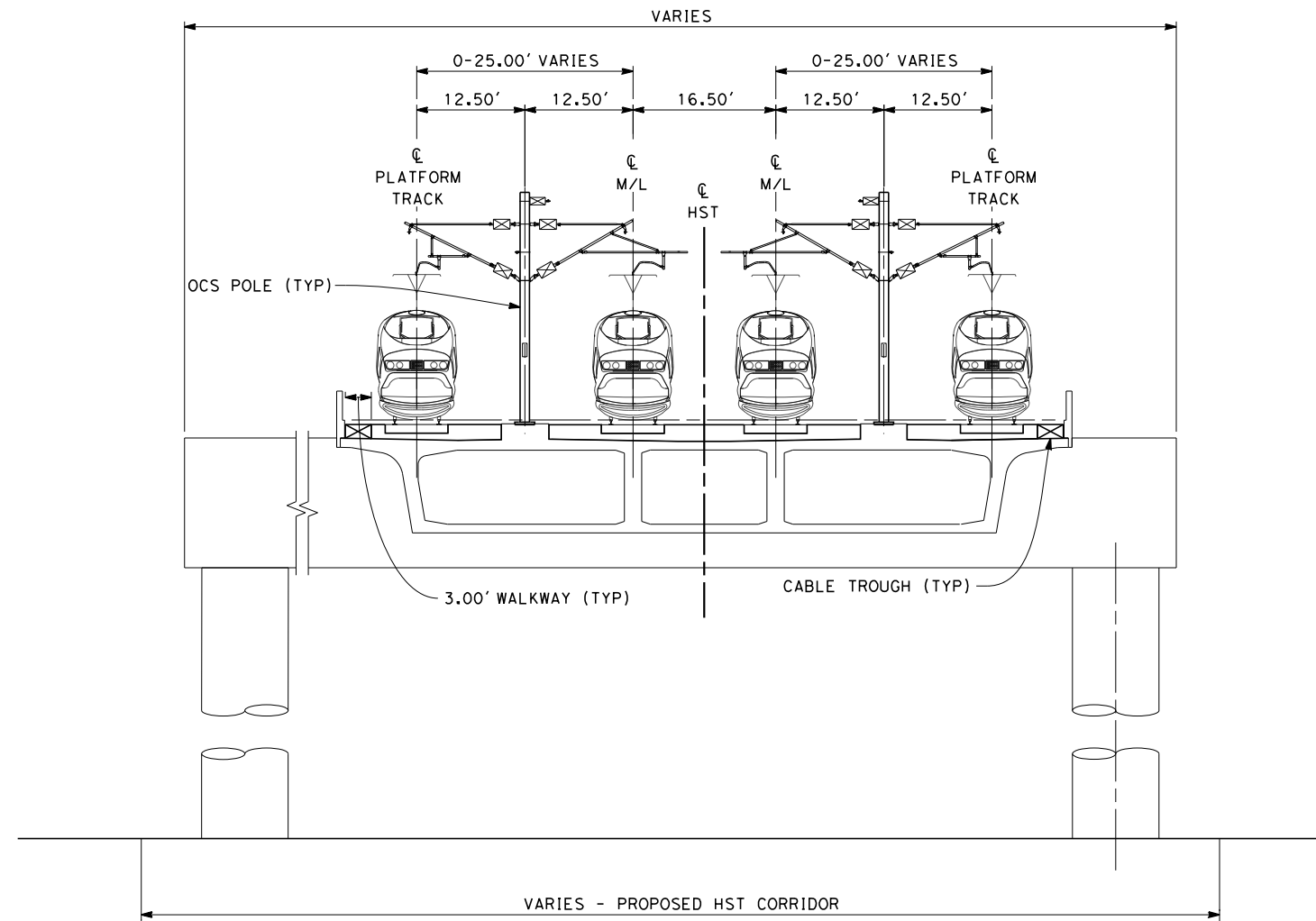


**CALIFORNIA HIGH-SPEED TRAIN PROJECT  
 FRESNO TO BAKERSFIELD**  
 BAKERSFIELD URBAN SUBSECTION  
 ALIGNMENT B1  
 TYPICAL SECTIONS

CONTRACT NO.  
HSR 06-0003  
 DRAWING NO.  
CB3706  
 SCALE  
AS SHOWN  
 SHEET NO.  
33 OF 35

NOTES:

1. TRACKFORM SHOWN IS INDICATIVE.
2. FOR STRUCTURE DIMENSIONS SEE STRUCTURAL CROSS SECTIONS.
3. DISTANCE BETWEEN MAINLINE AND PLATFORM TRACKS VARIES FROM 0.00' TO 25.00' THROUGH TURNOUT AND REVERSE TO PARALLEL.
4. STATION PLATFORM LOCATED BETWEEN STA 7255+77 THROUGH STA 7269+87.



**SECTION 7**

FOUR TRACK - INTEGRAL STRADDLE BENT  
STA 7237+85 THROUGH STA 7256+05



c:\pwworking\hmm\external\emma.raynor-arup.com\dms69053\FB-CB-3707-B1.dgn

REV	DATE	BY	CHK	APP	DESCRIPTION

DESIGNED BY  
J. ENRIQUEZ  
DRAWN BY  
E. TANAKA  
CHECKED BY  
G. WALKER  
IN CHARGE  
R. COFFIN  
DATE  
12/31/13

**RECORD SET 15%  
DESIGN SUBMISSION**  
  
**NOT FOR  
CONSTRUCTION**

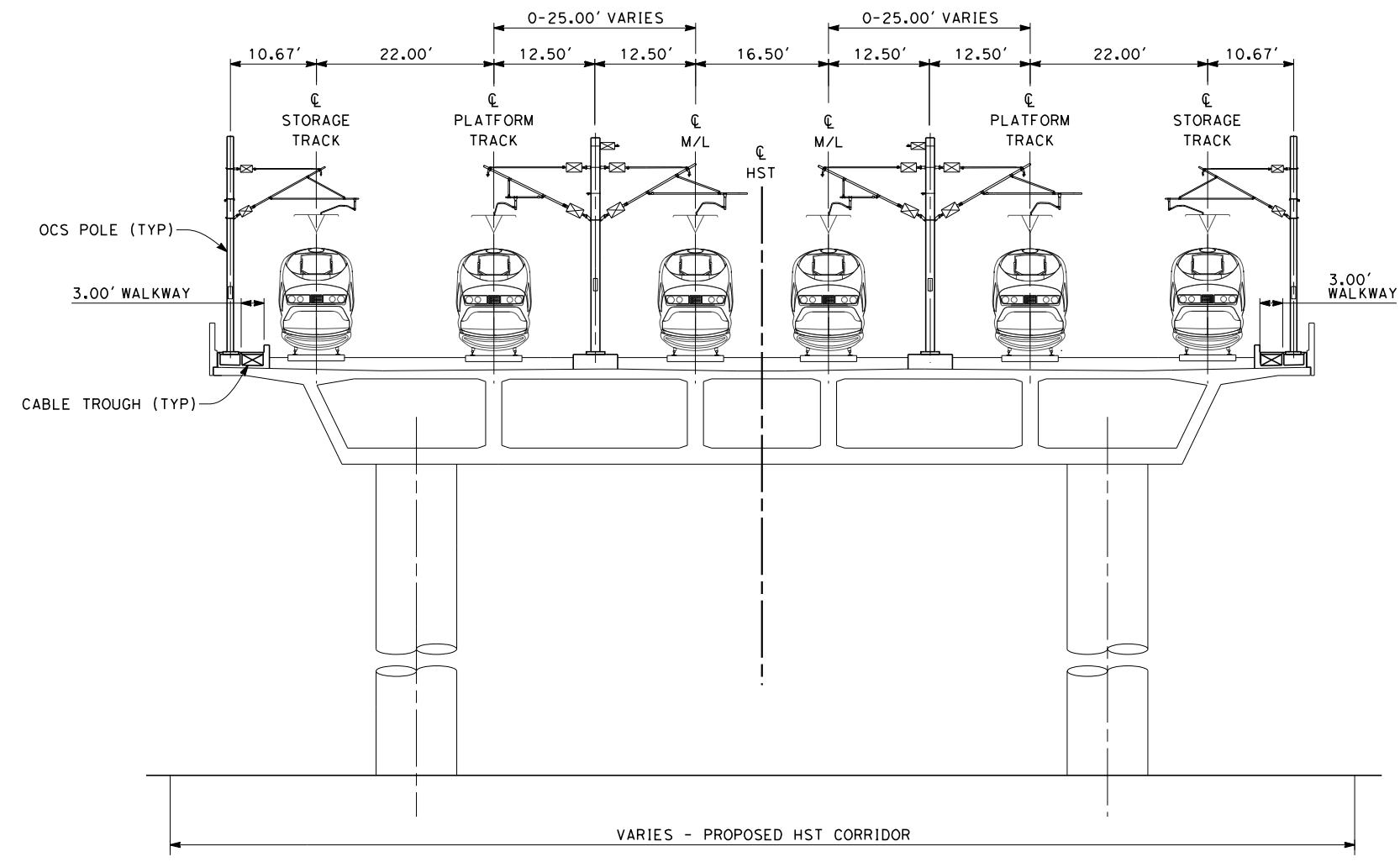


**CALIFORNIA HIGH-SPEED TRAIN PROJECT  
FRESNO TO BAKERSFIELD**  
BAKERSFIELD URBAN SUBSECTION  
ALIGNMENT B1  
TYPICAL SECTIONS

CONTRACT NO.  
HSR 06-0003  
DRAWING NO.  
CB3707  
SCALE  
AS SHOWN  
SHEET NO.  
34 OF 35

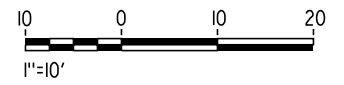
NOTES:

1. TRACKFORM SHOWN IS INDICATIVE.
2. FOR STRUCTURE DIMENSIONS SEE STRUCTURAL CROSS SECTIONS.
3. DISTANCE BETWEEN PLATFORM AND MAINLINE TRACKS VARIES FROM 0.00' TO 25.00' THROUGH TURNOUT AND REVERSE TO PARALLEL.
4. DISTANCE BETWEEN PLATFORM AND STORAGE TRACKS VARIES FROM 0.00' TO 22.00' THROUGH TURNOUT AND REVERSE TO PARALLEL. SIX TRACKS BEGIN AT TURNOUT (STA 7270+69.97).
5. HST CORRIDOR WIDTH VARIES THROUGH THE STATION ACCORDING TO THE STATION FACILITIES PROVIDED. SEE STATION DRAWINGS FOR DETAILS.



**SECTION 8**

SIX TRACK - ELEVATED BOX GIRDER  
 STA 7271+45 THROUGH STA 7294+25



emma\_raynor 12/12/2013 1:12:40 PM c:\pwworking\hmm\external\emma\_raynor-arup.com\dms69053\FB-CB-3708-B1.dgn

REV	DATE	BY	CHK	APP	DESCRIPTION

DESIGNED BY  
**J. ENRIQUEZ**  
 DRAWN BY  
**E. TANAKA**  
 CHECKED BY  
**G. WALKER**  
 IN CHARGE  
**R. COFFIN**  
 DATE  
**12/31/13**

**RECORD SET 15%  
 DESIGN SUBMISSION**  
  
**NOT FOR  
 CONSTRUCTION**



**CALIFORNIA HIGH-SPEED TRAIN PROJECT**  
**FRESNO TO BAKERSFIELD**  
 BAKERSFIELD URBAN SUBSECTION  
 ALIGNMENT B1  
 TYPICAL SECTIONS

CONTRACT NO.  
 HSR 06-0003  
 DRAWING NO.  
 CB3708  
 SCALE  
 AS SHOWN  
 SHEET NO.  
 35 OF 35