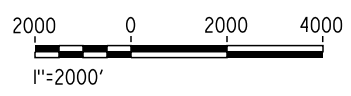




**LEGEND**  
 + + + EXISTING FREIGHT RAILROAD  
 — PROPOSED CHST



emma\_raynor 12/11/2013 7:40:46 PM c:\pwworking\hmm\external\emma\_raynor-arup.com\dms69054\FB-CB-0791-B2.dgn

REV	DATE	BY	CHK	APP	DESCRIPTION

DESIGNED BY  
**J. ENRIQUEZ**  
 DRAWN BY  
**E. TANAKA**  
 CHECKED BY  
**G. WALKER**  
 IN CHARGE  
**R. COFFIN**  
 DATE  
**12/31/13**

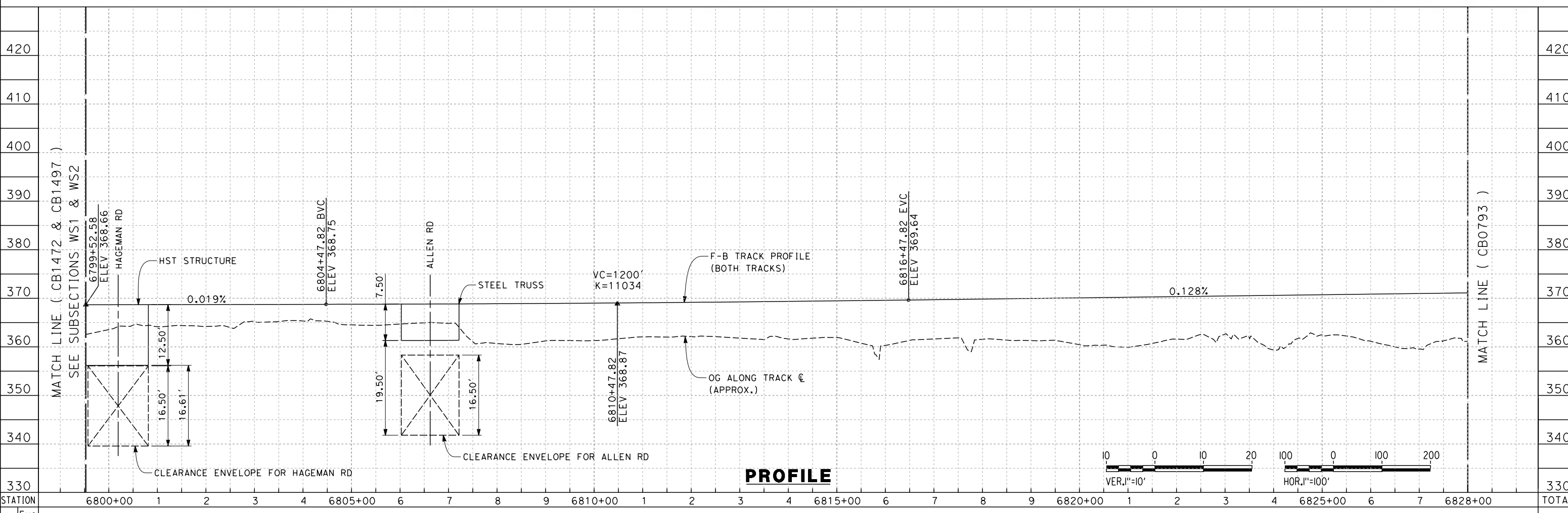
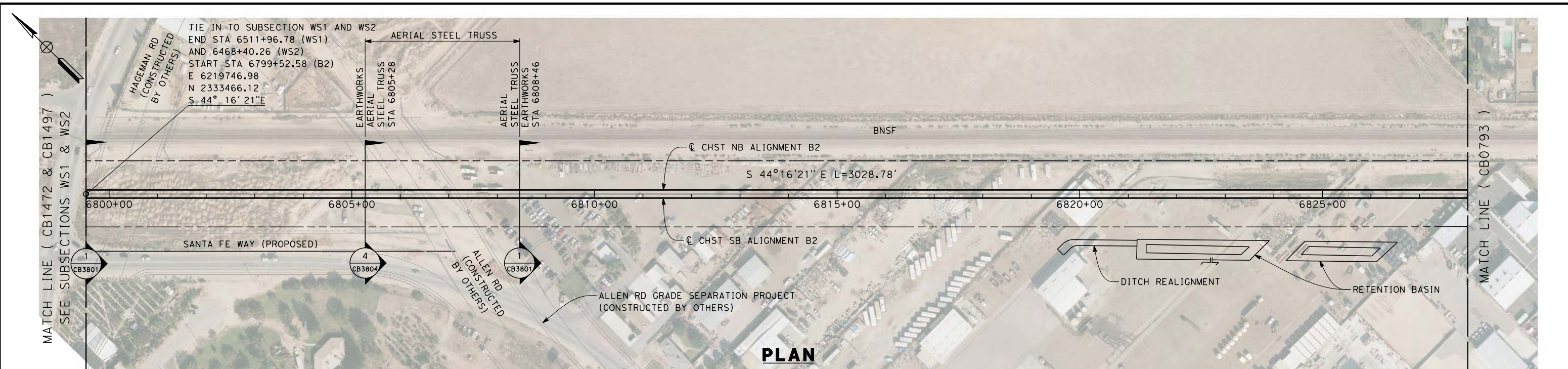
**RECORD SET 15%  
 DESIGN SUBMISSION**  
  
**NOT FOR  
 CONSTRUCTION**



**CALIFORNIA HIGH-SPEED TRAIN PROJECT**  
**FRESNO TO BAKERSFIELD**  
 BAKERSFIELD URBAN SUBSECTION  
 ALIGNMENT B2  
 STA. 6799+52.58 TO 7426+98.87  
 KEY MAP

CONTRACT NO.  
 HSR 06-0003  
 DRAWING NO.  
 CB0791  
 SCALE  
 AS SHOWN  
 SHEET NO.  
 1 OF 35

12/12/2013 3:37:56 PM c:\pwworking\hmm\external\emma.raynor-arup.com\dms69054\FB-CB-0792-B2.dgn emma.raynor



REV	DATE	BY	CHK	APP	DESCRIPTION

DESIGNED BY  
J. ENRIQUEZ

DRAWN BY  
E. TANAKA

CHECKED BY  
G. WALKER

IN CHARGE  
R. COFFIN

DATE  
12/31/13

**RECORD SET 15%  
DESIGN SUBMISSION**

**NOT FOR  
CONSTRUCTION**



**CALIFORNIA HIGH-SPEED TRAIN PROJECT**  
**FRESNO TO BAKERSFIELD**  
 BAKERSFIELD URBAN SUBSECTION  
 ALIGNMENT B2  
 STA. 6799+52.58 TO 6828+00  
 PLAN AND PROFILE

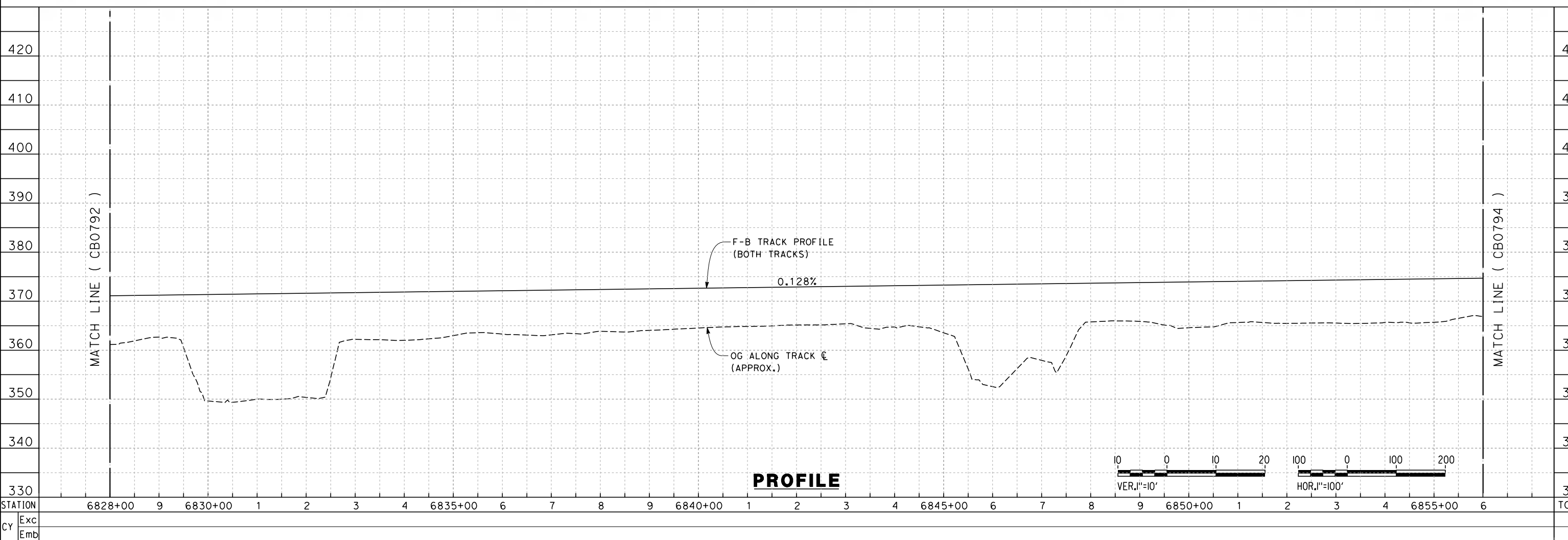
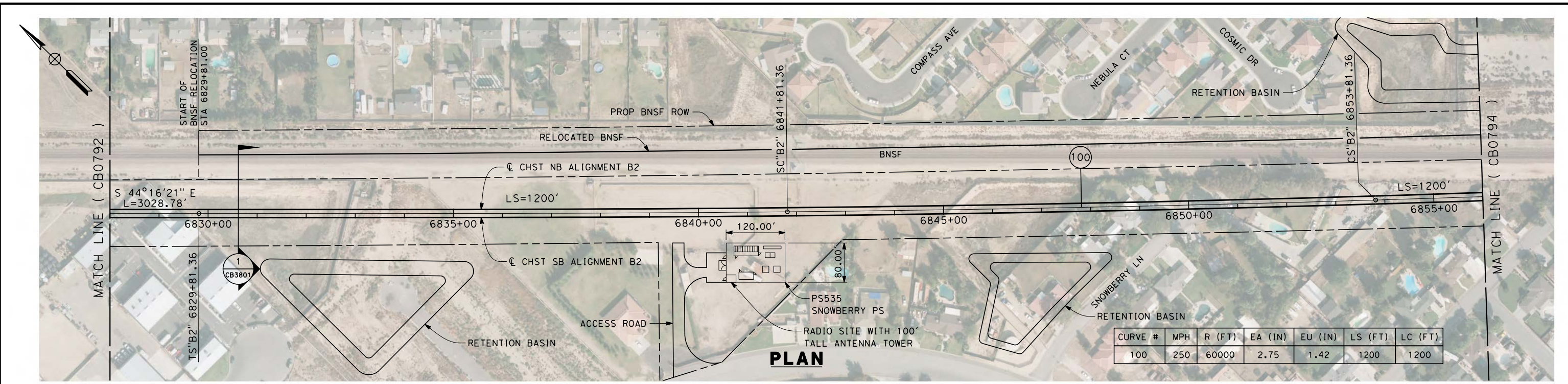
CONTRACT NO.  
HSR-06-0003

DRAWING NO.  
CB0792

SCALE  
AS SHOWN

SHEET NO.  
2 OF 35

12/11/2013 5:43:35 PM c:\pwworking\hmm\external\paul.tonkin\01-arup.com\dms69054\FB-CB-0793-B2.dgn paul.tonkin



REV	DATE	BY	CHK	APP	DESCRIPTION

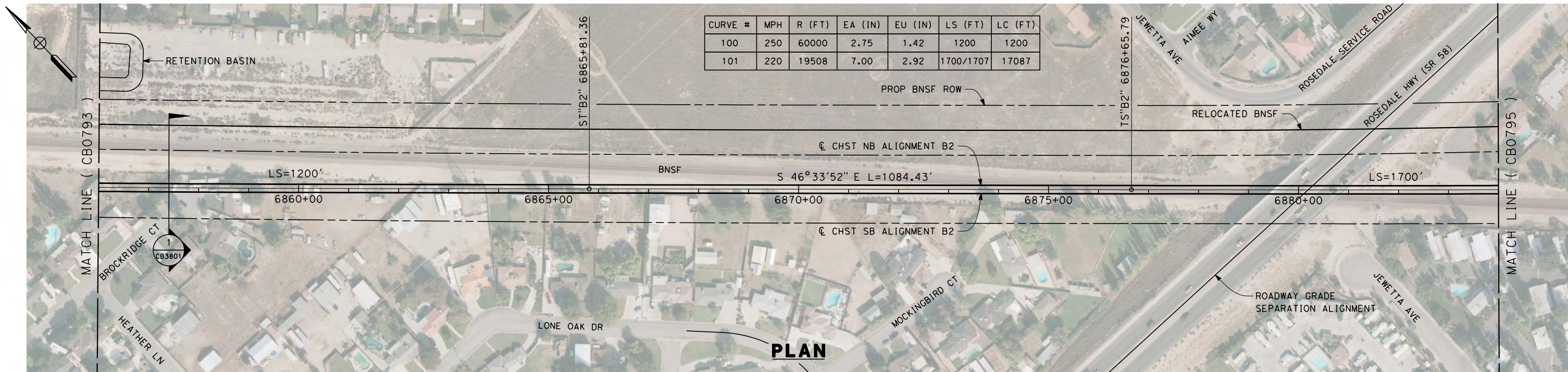
DESIGNED BY  
J. ENRIQUEZ  
DRAWN BY  
E. TANAKA  
CHECKED BY  
G. WALKER  
IN CHARGE  
R. COFFIN  
DATE  
12/31/13

**RECORD SET 15%  
DESIGN SUBMISSION**  
  
**NOT FOR  
CONSTRUCTION**



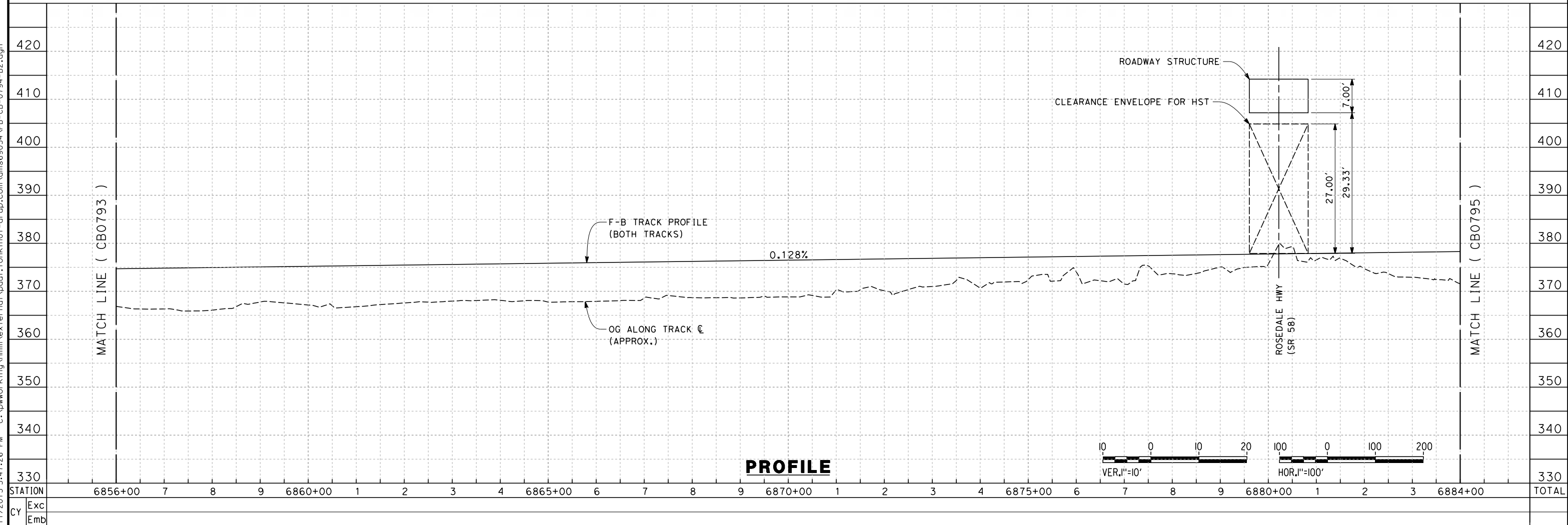
**CALIFORNIA HIGH-SPEED TRAIN PROJECT  
FRESNO TO BAKERSFIELD**  
BAKERSFIELD URBAN SUBSECTION  
ALIGNMENT B2  
STA. 6828+00 TO 6856+00  
PLAN AND PROFILE

CONTRACT NO.  
HSR 06-0003  
DRAWING NO.  
CB0793  
SCALE  
AS SHOWN  
SHEET NO.  
3 OF 35

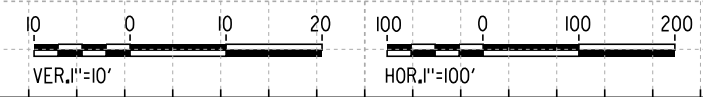


**PLAN**

c:\pwworking\hmm\external\paul.tonkin01-arup.com\dms69054\FB-CB-0794-B2.dgn



**PROFILE**



STATION	6856+00	7	8	9	6860+00	1	2	3	4	6865+00	6	7	8	9	6870+00	1	2	3	4	6875+00	6	7	8	9	6880+00	1	2	3	6884+00	TOTAL
CY																														
	Exc																													
	Emb																													

REV	DATE	BY	CHK	APP	DESCRIPTION

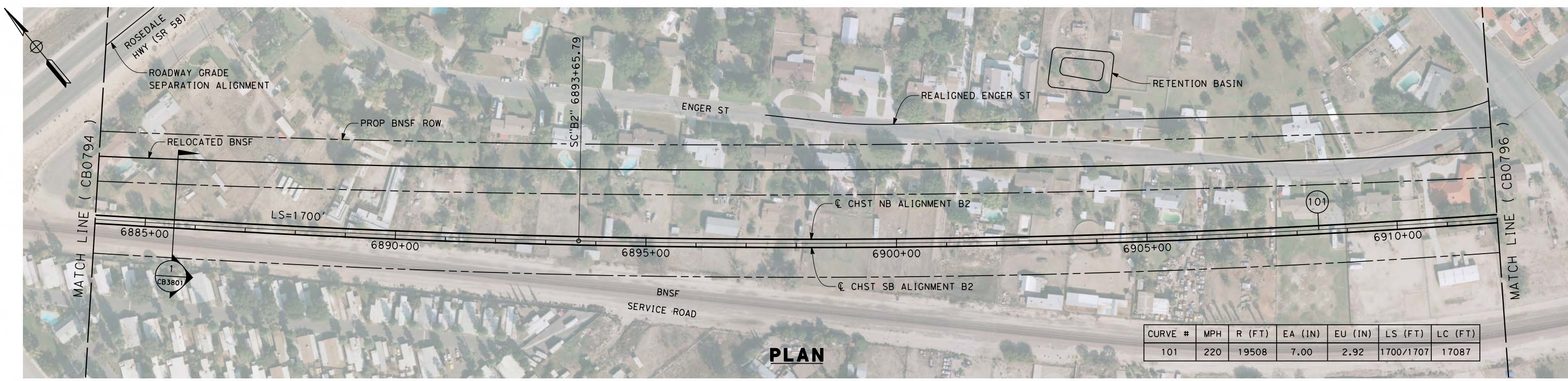
DESIGNED BY  
J. ENRIQUEZ  
DRAWN BY  
E. TANAKA  
CHECKED BY  
G. WALKER  
IN CHARGE  
R. COFFIN  
DATE  
12/31/13

**RECORD SET 15%  
DESIGN SUBMISSION**  
  
**NOT FOR  
CONSTRUCTION**

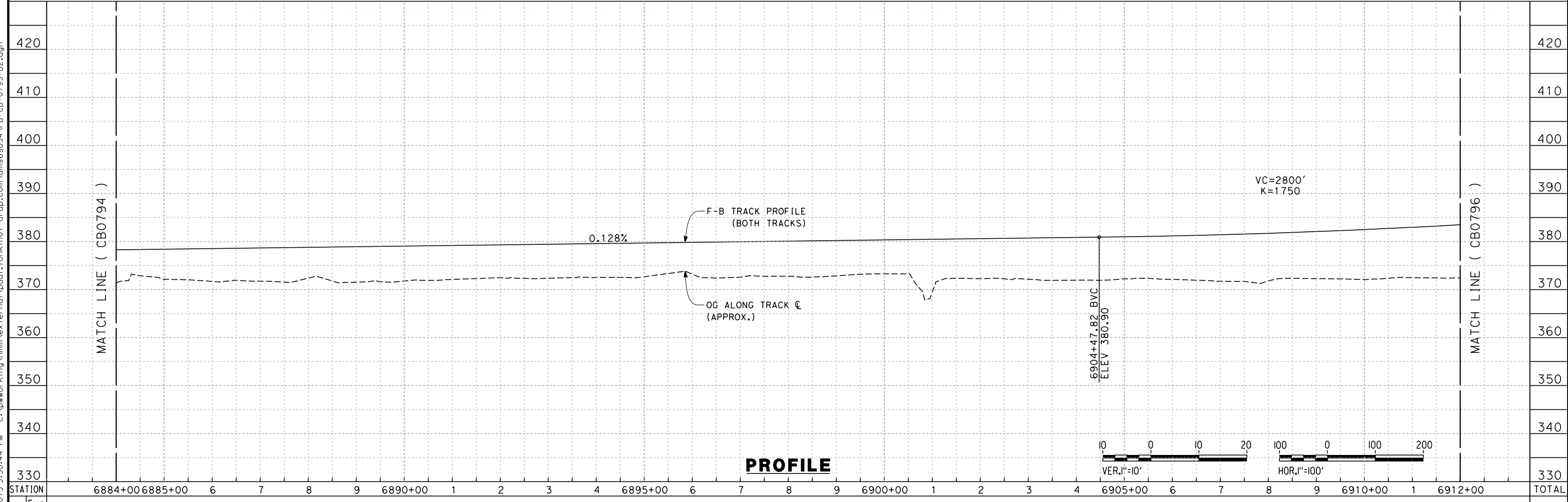


**CALIFORNIA HIGH-SPEED TRAIN PROJECT  
FRESNO TO BAKERSFIELD**  
BAKERSFIELD URBAN SUBSECTION  
ALIGNMENT B2  
STA. 6856+00 TO 6884+00  
PLAN AND PROFILE

CONTRACT NO.  
HSR 06-0003  
DRAWING NO.  
CB0794  
SCALE  
AS SHOWN  
SHEET NO.  
4 OF 35



**PLAN**



**PROFILE**

12/11/2013 5:50:44 PM c:\pwworking\hmm\external\paul.tonkin01-arup.com\dms69054\FB-CB-0795-B2.dgn paul.tonkin

REV	DATE	BY	CHK	APP	DESCRIPTION

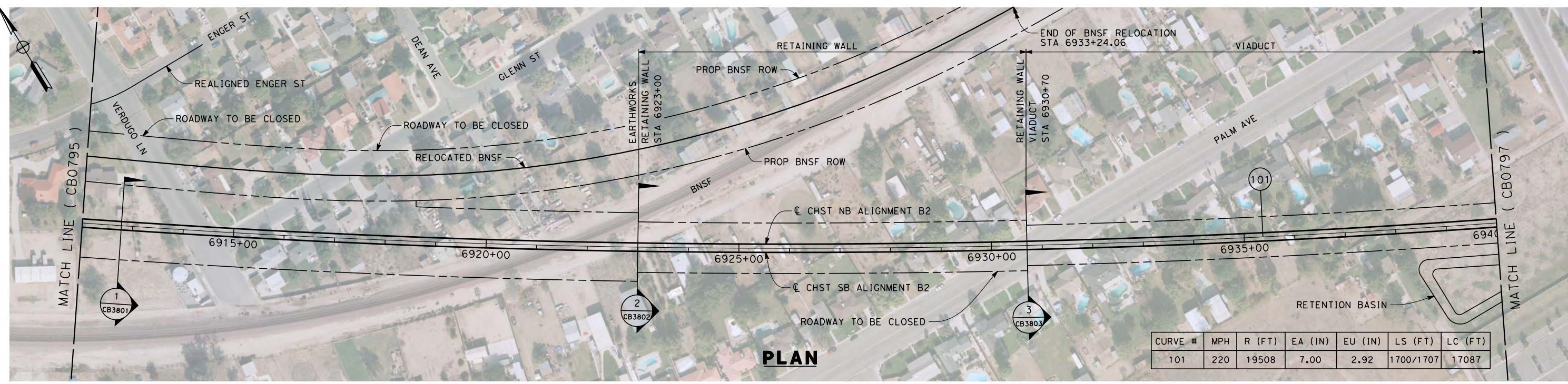
DESIGNED BY  
J. ENRIQUEZ  
DRAWN BY  
E. TANAKA  
CHECKED BY  
G. WALKER  
IN CHARGE  
R. COFFIN  
DATE  
12/31/13

**RECORD SET 15%  
DESIGN SUBMISSION**  
  
**NOT FOR  
CONSTRUCTION**

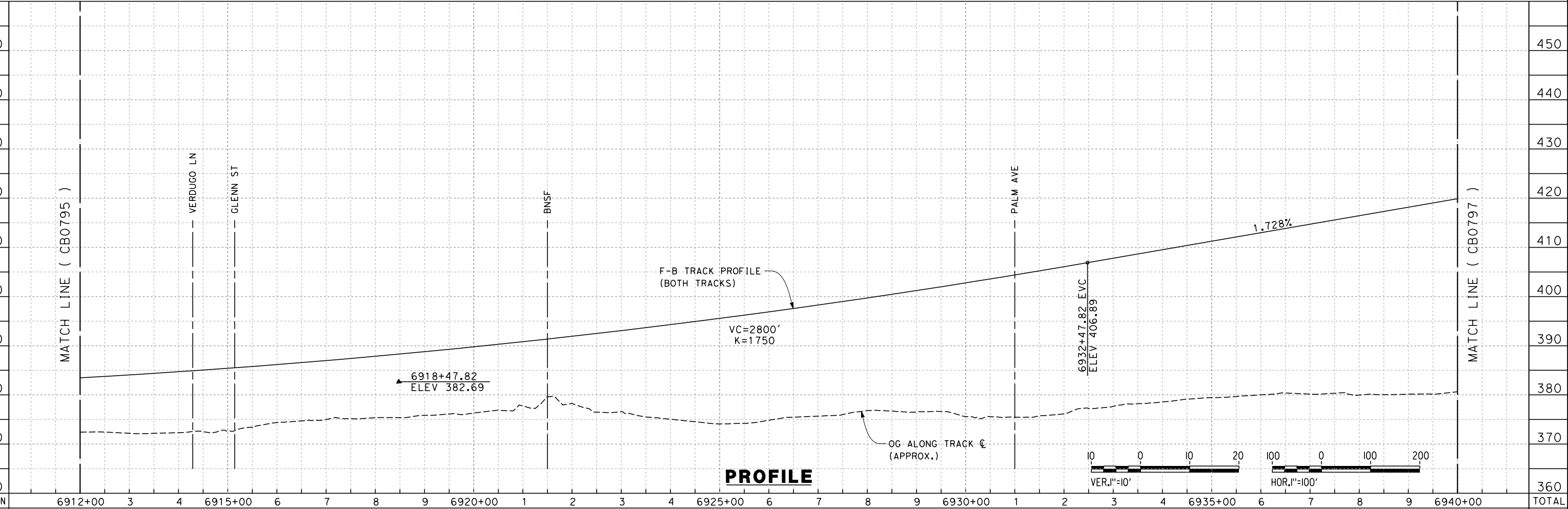


**CALIFORNIA HIGH-SPEED TRAIN PROJECT  
FRESNO TO BAKERSFIELD**  
BAKERSFIELD URBAN SUBSECTION  
ALIGNMENT B2  
STA. 6884+00 TO 6912+00  
PLAN AND PROFILE

CONTRACT NO.  
HSR 06-0003  
DRAWING NO.  
CB0795  
SCALE  
AS SHOWN  
SHEET NO.  
5 OF 35



CURVE #	MPH	R (FT)	EA (IN)	EU (IN)	LS (FT)	LC (FT)
101	220	19508	7.00	2.92	1700/1707	17087



12/11/2013 5:53:42 PM c:\pwworking\hmm\external\paul.tonkin01-arup.com\dms69054\FB-CB-0796-B2.dgn paul.tonkin

REV	DATE	BY	CHK	APP	DESCRIPTION

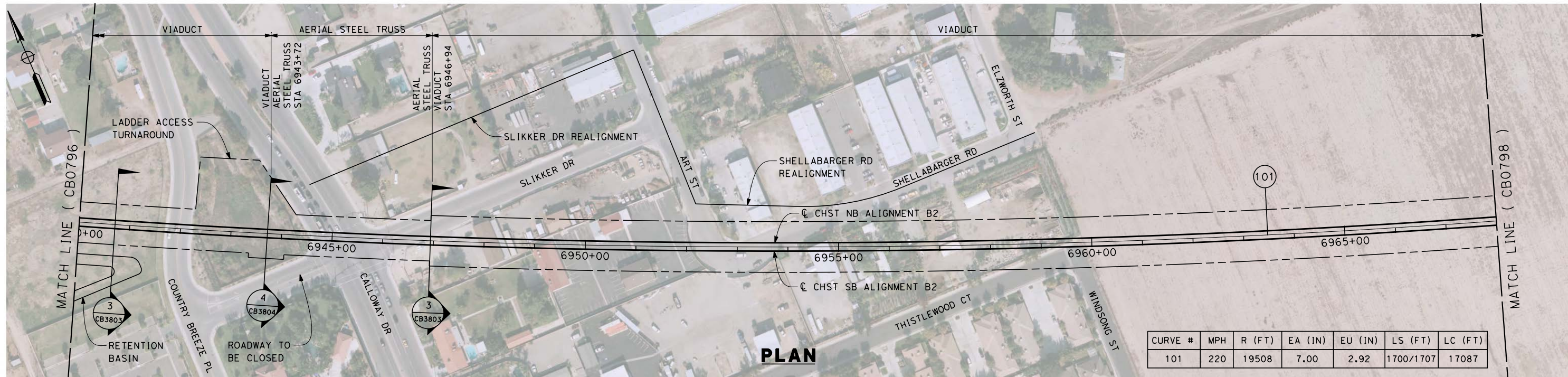
DESIGNED BY  
J. ENRIQUEZ  
DRAWN BY  
E. TANAKA  
CHECKED BY  
G. WALKER  
IN CHARGE  
R. COFFIN  
DATE  
12/31/13

**RECORD SET 15%  
DESIGN SUBMISSION**  
  
**NOT FOR  
CONSTRUCTION**



**CALIFORNIA HIGH-SPEED TRAIN PROJECT**  
**FRESNO TO BAKERSFIELD**  
BAKERSFIELD URBAN SUBSECTION  
ALIGNMENT B2  
STA. 6912+00 TO 6940+00  
PLAN AND PROFILE

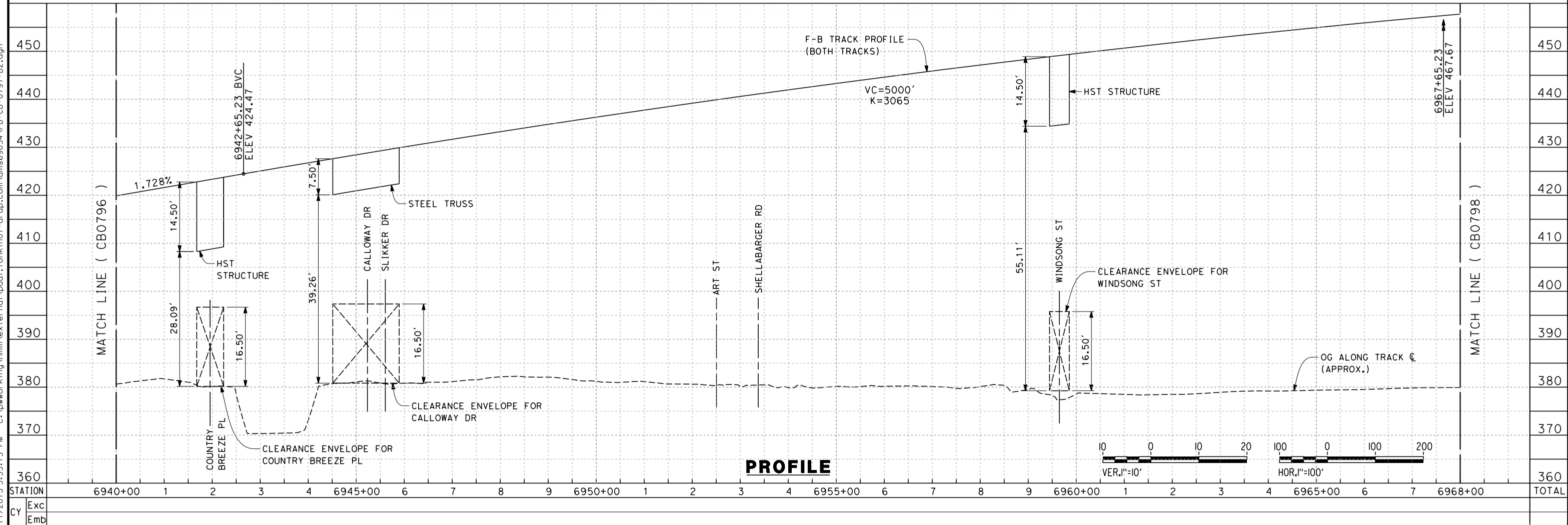
CONTRACT NO.  
HSR 06-0003  
DRAWING NO.  
CB0796  
SCALE  
AS SHOWN  
SHEET NO.  
6 OF 35



CURVE #	MPH	R (FT)	EA (IN)	EU (IN)	LS (FT)	LC (FT)
101	220	19508	7.00	2.92	1700/1707	17087

**PLAN**

12/11/2013 5:55:15 PM c:\pwworking\hmm\external\paul.tonkin01-arup.com\dms69054\FB-CB-0797-B2.dgn paul.tonkin



**PROFILE**

REV	DATE	BY	CHK	APP	DESCRIPTION

DESIGNED BY  
J. ENRIQUEZ  
DRAWN BY  
E. TANAKA  
CHECKED BY  
G. WALKER  
IN CHARGE  
R. COFFIN  
DATE  
12/31/13

**RECORD SET 15%  
DESIGN SUBMISSION**

**NOT FOR  
CONSTRUCTION**



**CALIFORNIA HIGH-SPEED TRAIN PROJECT  
FRESNO TO BAKERSFIELD**

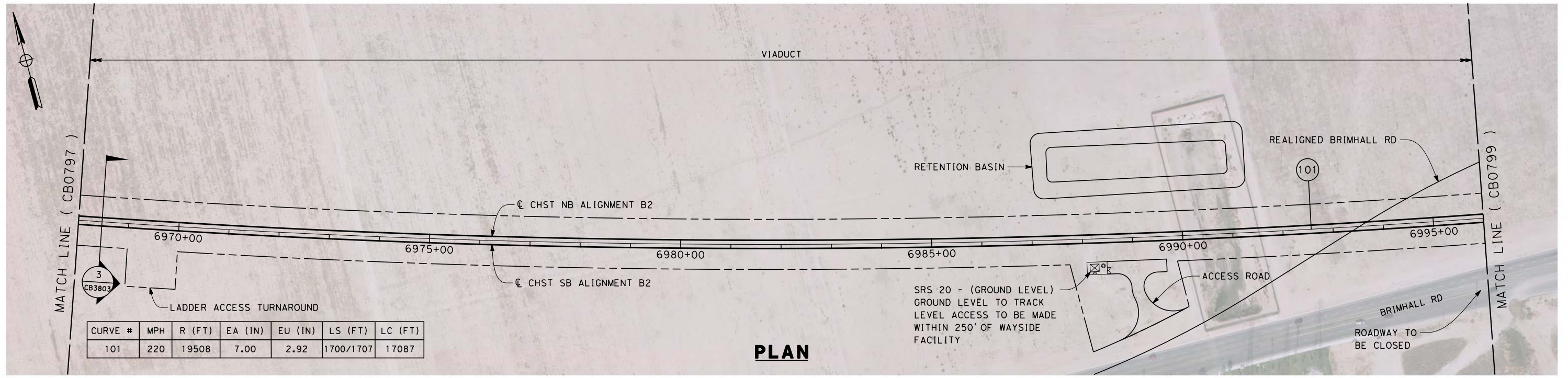
BAKERSFIELD URBAN SUBSECTION  
ALIGNMENT B2  
STA. 6940+00 TO 6968+00  
PLAN AND PROFILE

CONTRACT NO.  
HSR 06-0003

DRAWING NO.  
CB0797

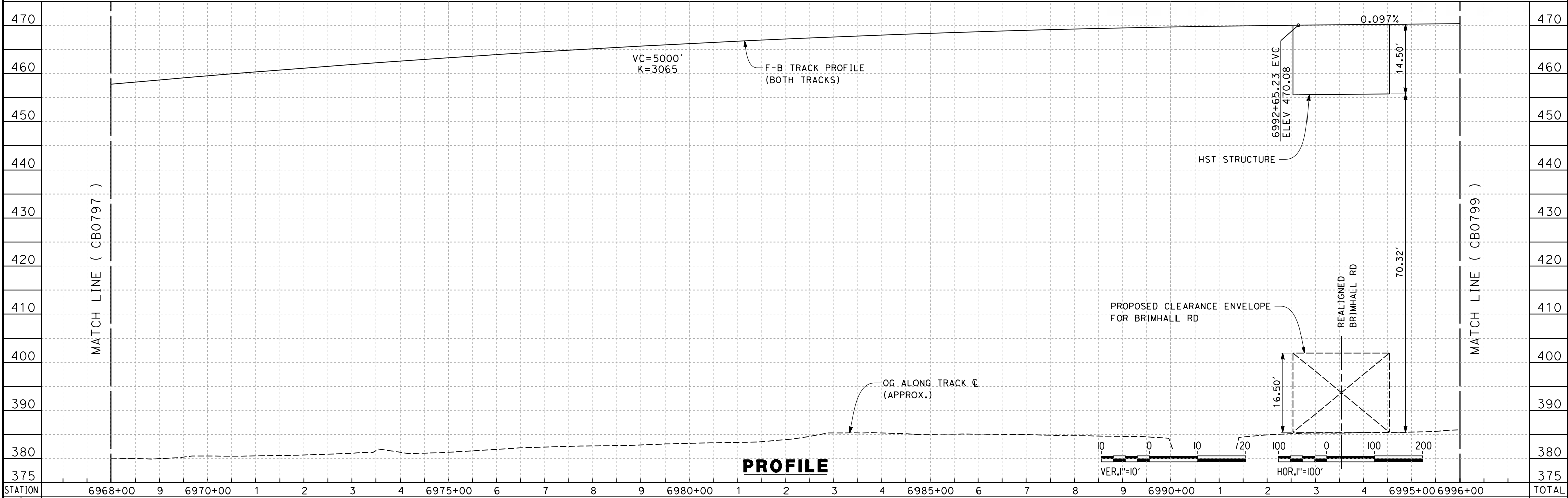
SCALE  
AS SHOWN

SHEET NO.  
7 OF 35



CURVE #	MPH	R (FT)	EA (IN)	EU (IN)	LS (FT)	LC (FT)
101	220	19508	7.00	2.92	1700/1707	17087

**PLAN**



**PROFILE**

STATION	6968+00	9	6970+00	1	2	3	4	6975+00	6	7	8	9	6980+00	1	2	3	4	6985+00	6	7	8	9	6990+00	1	2	3	4	6995+00	6996+00	TOTAL
Exc																														
Emb																														

12/11/2013 5:57:09 PM c:\pwworking\hmm\external\paul.tonkin01-arup.com\dms69054\FB-CB-0798-B2.dgn paul.tonkin

REV	DATE	BY	CHK	APP	DESCRIPTION

DESIGNED BY  
J. ENRIQUEZ  
DRAWN BY  
E. TANAKA  
CHECKED BY  
G. WALKER  
IN CHARGE  
R. COFFIN  
DATE  
12/31/13

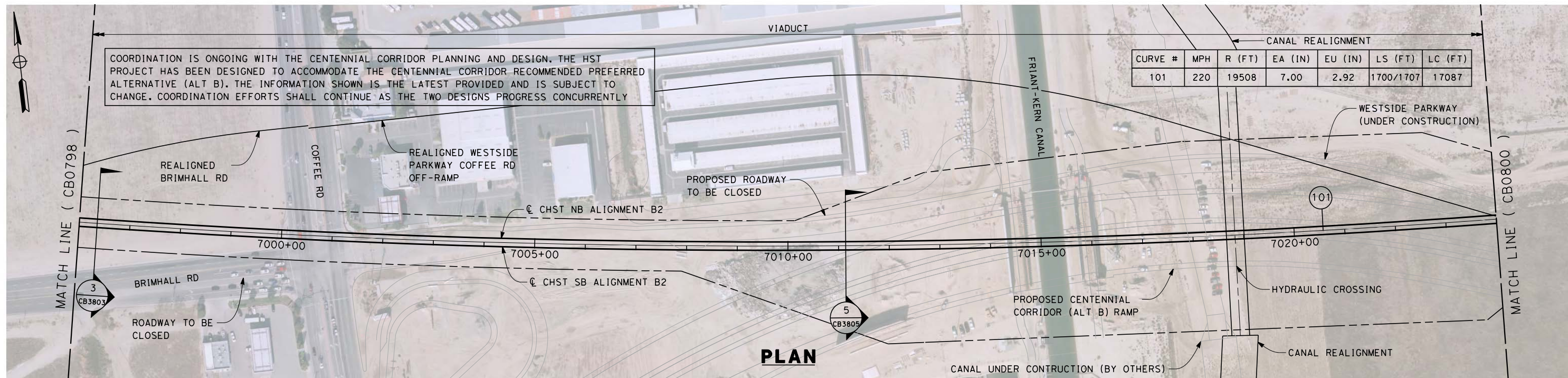
**RECORD SET 15%  
DESIGN SUBMISSION**  
  
**NOT FOR  
CONSTRUCTION**



**CALIFORNIA HIGH-SPEED TRAIN PROJECT  
FRESNO TO BAKERSFIELD**  
BAKERSFIELD URBAN SUBSECTION  
ALIGNMENT B2  
STA. 6968+00 TO 6996+00  
PLAN AND PROFILE

CONTRACT NO.  
HSR 06-0003  
DRAWING NO.  
CB0798  
SCALE  
AS SHOWN  
SHEET NO.  
8 OF 35

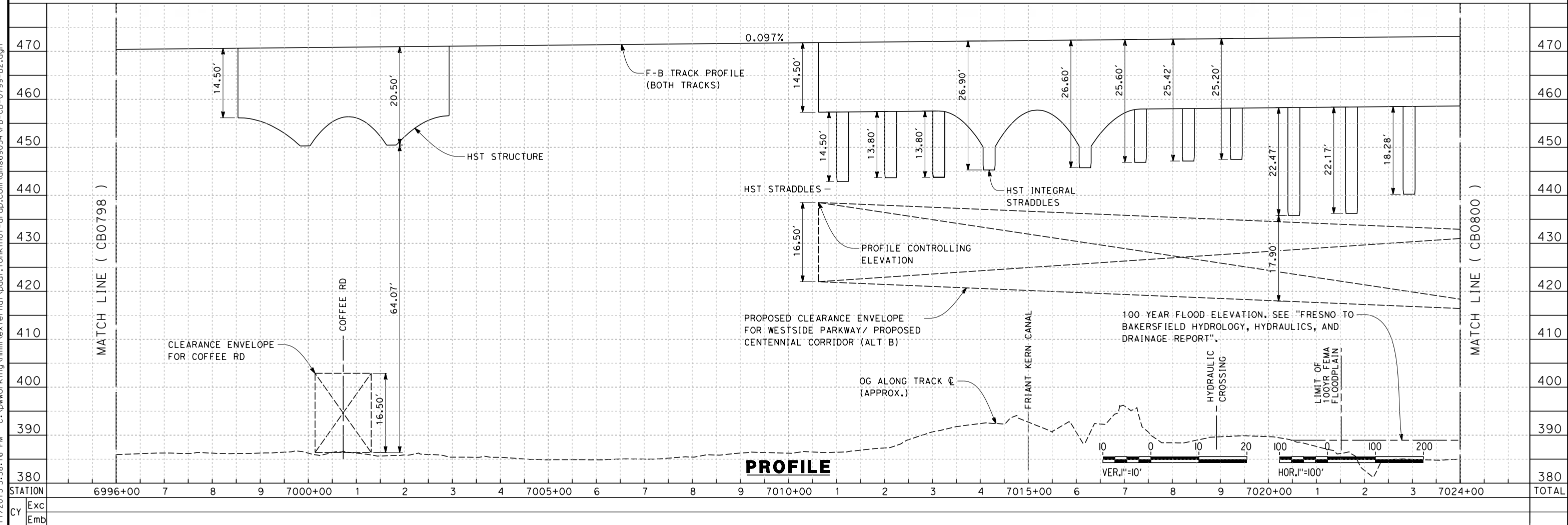




COORDINATION IS ONGOING WITH THE CENTENNIAL CORRIDOR PLANNING AND DESIGN. THE HST PROJECT HAS BEEN DESIGNED TO ACCOMMODATE THE CENTENNIAL CORRIDOR RECOMMENDED PREFERRED ALTERNATIVE (ALT B). THE INFORMATION SHOWN IS THE LATEST PROVIDED AND IS SUBJECT TO CHANGE. COORDINATION EFFORTS SHALL CONTINUE AS THE TWO DESIGNS PROGRESS CONCURRENTLY

**PLAN**

12/11/2013 5:58:16 PM c:\pwworking\hmm\external\paul.tonkin01-arup.com\dms69054\FB-CB-0799-B2.dgn



STATION	6996+00	7	8	9	7000+00	1	2	3	4	7005+00	6	7	8	9	7010+00	1	2	3	4	7015+00	6	7	8	9	7020+00	1	2	3	7024+00	TOTAL
CY																														
	Exc																													
	Emb																													

REV	DATE	BY	CHK	APP	DESCRIPTION

DESIGNED BY  
J. ENRIQUEZ  
DRAWN BY  
E. TANAKA  
CHECKED BY  
G. WALKER  
IN CHARGE  
R. COFFIN  
DATE  
12/31/13

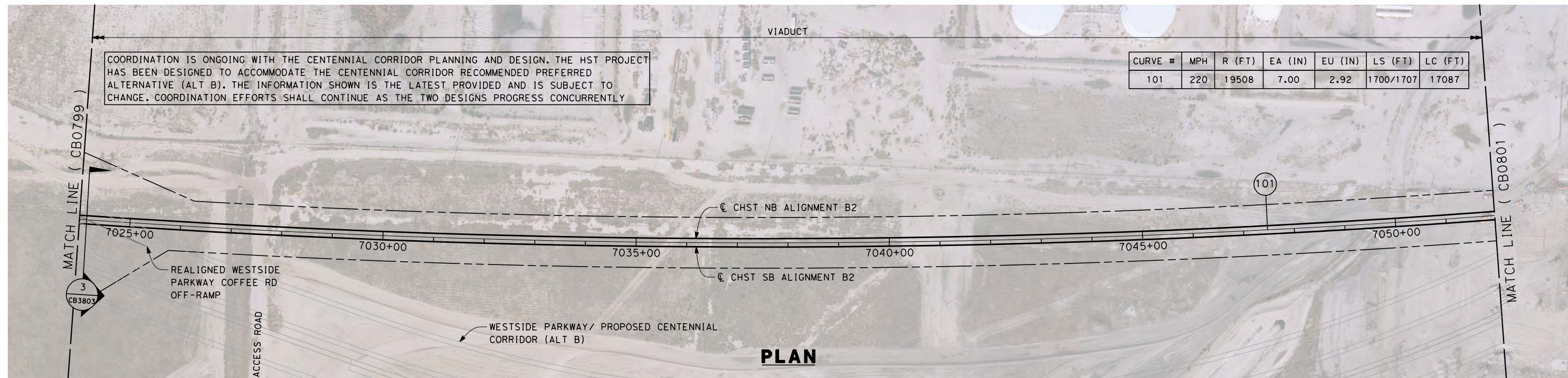
**RECORD SET 15%  
DESIGN SUBMISSION**

**NOT FOR  
CONSTRUCTION**



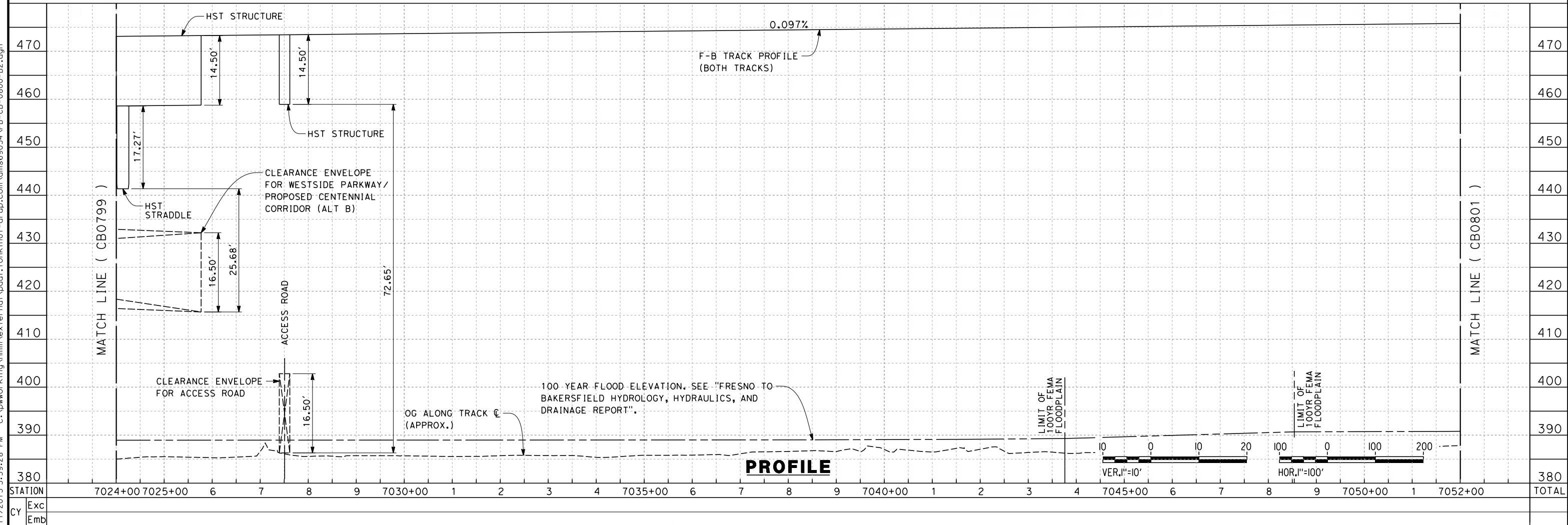
**CALIFORNIA HIGH-SPEED TRAIN PROJECT  
FRESNO TO BAKERSFIELD**  
BAKERSFIELD URBAN SUBSECTION  
ALIGNMENT B2  
STA. 6996+00 TO 7024+00  
PLAN AND PROFILE

CONTRACT NO.  
HSR 06-0003  
DRAWING NO.  
CB0799  
SCALE  
AS SHOWN  
SHEET NO.  
9 OF 35



**PLAN**

12/11/2013 5:59:28 PM c:\pwworking\hmm\external\paul.tonkin01-arup.com\dms69054\FB-CB-0800-B2.dgn paul.tonkin



REV	DATE	BY	CHK	APP	DESCRIPTION

DESIGNED BY  
J. ENRIQUEZ  
DRAWN BY  
E. TANAKA  
CHECKED BY  
G. WALKER  
IN CHARGE  
R. COFFIN  
DATE  
12/31/13

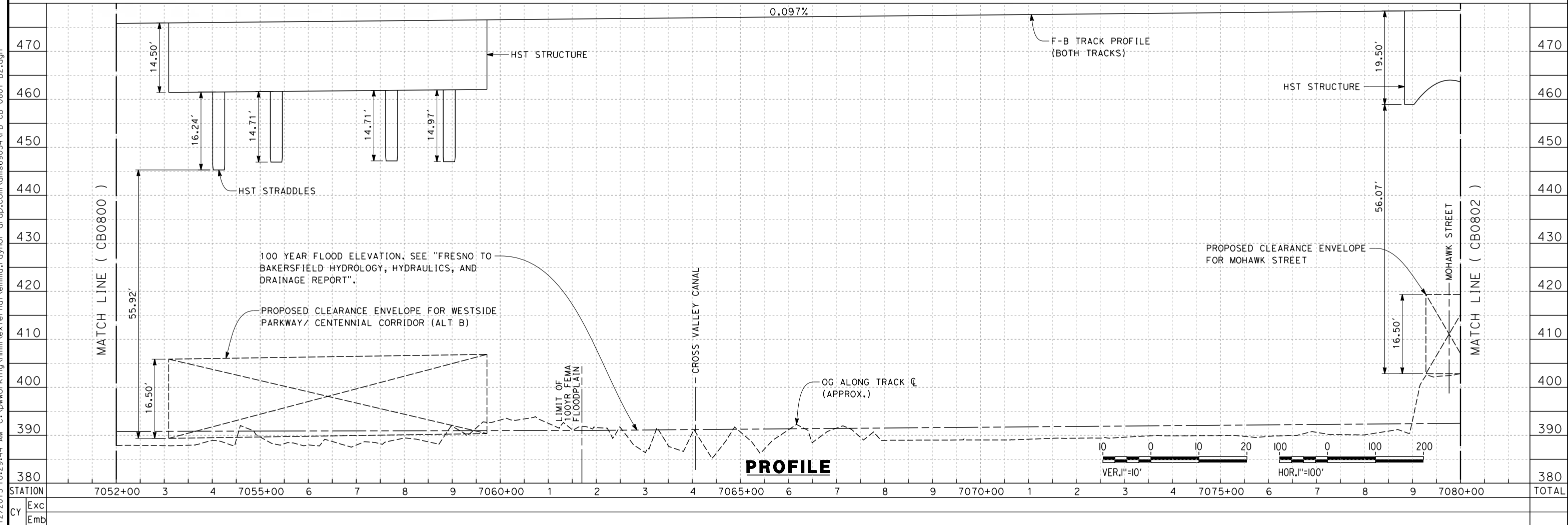
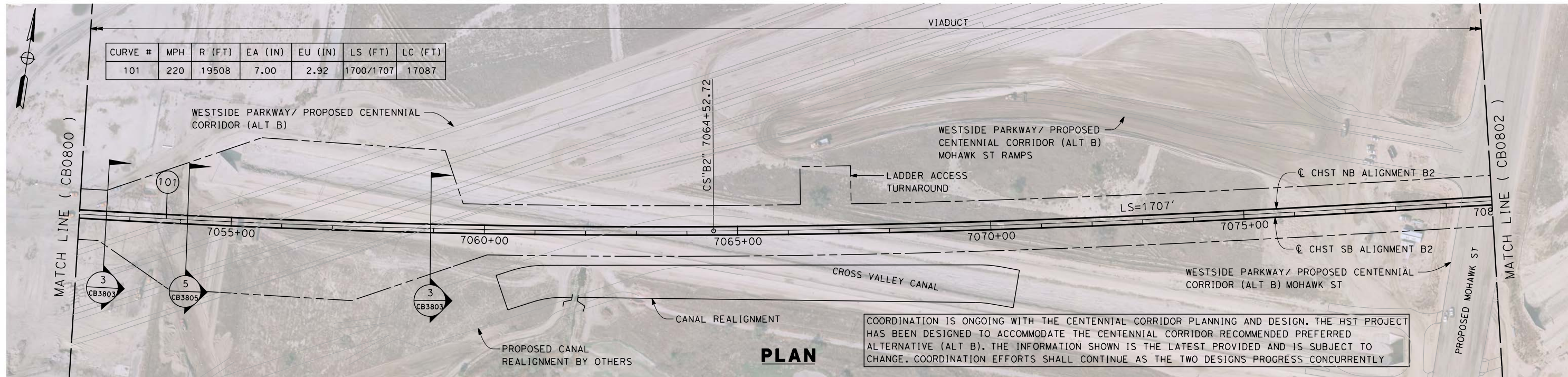
**RECORD SET 15%  
DESIGN SUBMISSION**

**NOT FOR  
CONSTRUCTION**



**CALIFORNIA HIGH-SPEED TRAIN PROJECT  
FRESNO TO BAKERSFIELD**  
BAKERSFIELD URBAN SUBSECTION  
ALIGNMENT B2  
STA. 7024+00 TO 7052+00  
PLAN AND PROFILE

CONTRACT NO.  
HSR 06-0003  
DRAWING NO.  
CB0800  
SCALE  
AS SHOWN  
SHEET NO.  
10 OF 35



12/12/2013 10:29:44 AM c:\pwworking\hmm\external\emma\_raynor-arup.com\dms69054\FB-CB-0801-B2.dgn emma\_raynor

REV	DATE	BY	CHK	APP	DESCRIPTION

DESIGNED BY  
J. ENRIQUEZ  
DRAWN BY  
E. TANAKA  
CHECKED BY  
G. WALKER  
IN CHARGE  
R. COFFIN  
DATE  
12/31/13

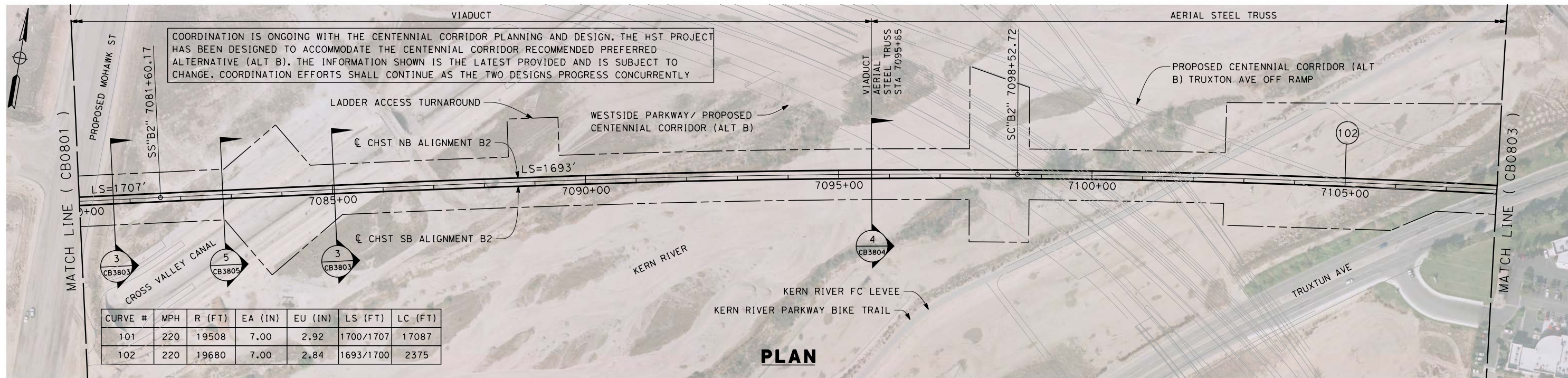
**RECORD SET 15%  
DESIGN SUBMISSION**

**NOT FOR  
CONSTRUCTION**

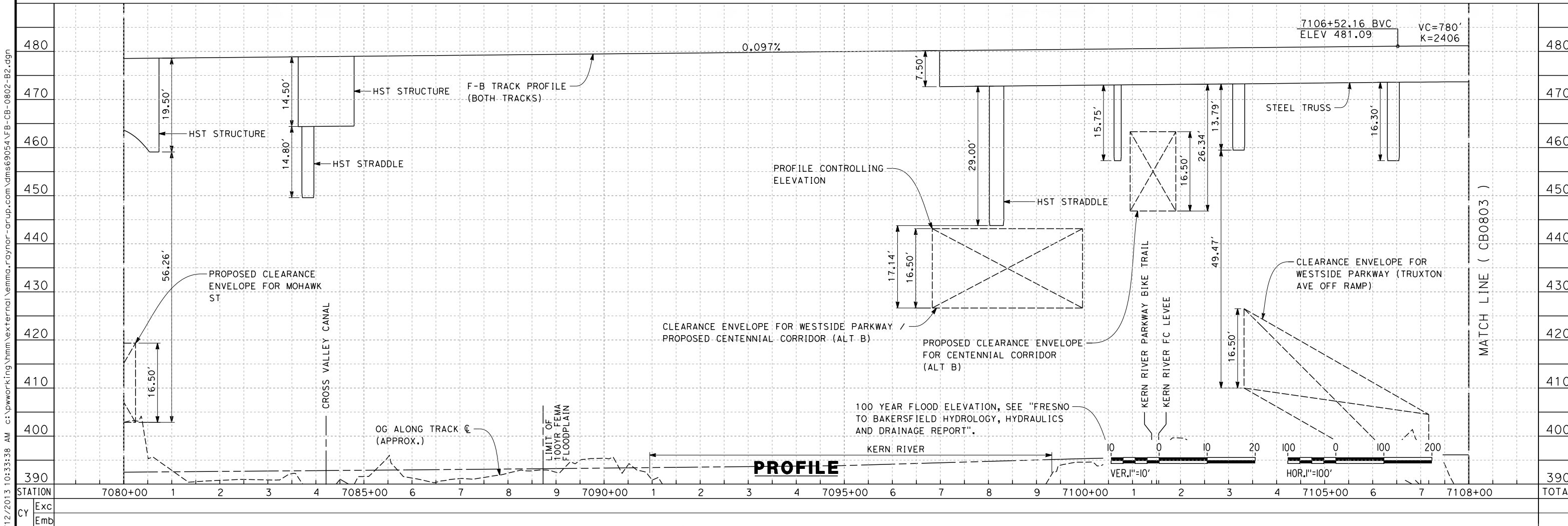


**CALIFORNIA HIGH-SPEED TRAIN PROJECT**  
**FRESNO TO BAKERSFIELD**  
BAKERSFIELD URBAN SUBSECTION  
ALIGNMENT B2  
STA. 7052+00 TO 7080+00  
PLAN AND PROFILE

CONTRACT NO.  
HSR-06-0003  
DRAWING NO.  
CB0801  
SCALE  
AS SHOWN  
SHEET NO.  
11 OF 35



**PLAN**



**PROFILE**

12/12/2013 10:33:38 AM c:\pwworking\hmm\external\emma.raynor-arup.com\dms69054\FB-CB-0802-B2.dgn emma.raynor

REV	DATE	BY	CHK	APP	DESCRIPTION

DESIGNED BY  
J. ENRIQUEZ  
DRAWN BY  
E. TANAKA  
CHECKED BY  
G. WALKER  
IN CHARGE  
R. COFFIN  
DATE  
12/31/13

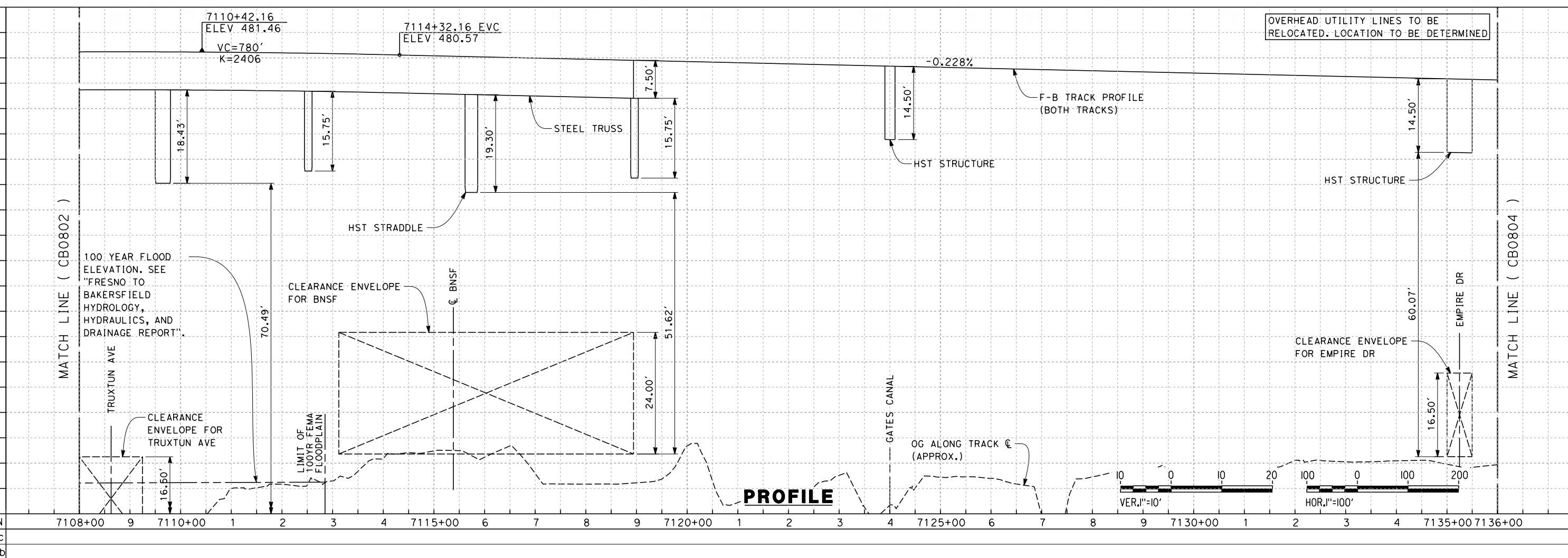
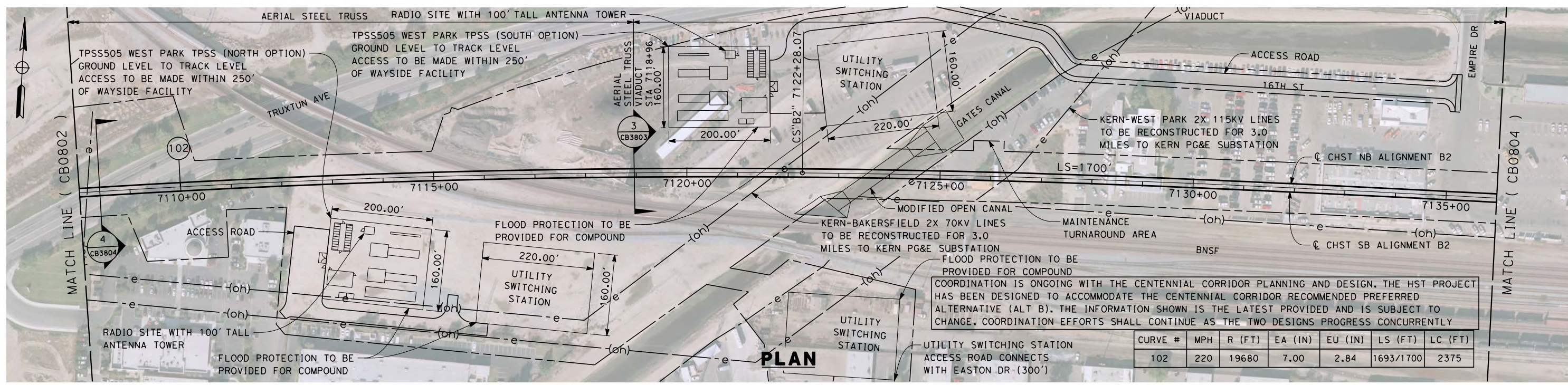
**RECORD SET 15%  
DESIGN SUBMISSION**

**NOT FOR  
CONSTRUCTION**



**CALIFORNIA HIGH-SPEED TRAIN PROJECT**  
**FRESNO TO BAKERSFIELD**  
BAKERSFIELD URBAN SUBSECTION  
ALIGNMENT B2  
STA. 7080+00 TO 7108+00  
PLAN AND PROFILE

CONTRACT NO.  
HSR 06-0003  
DRAWING NO.  
CB0802  
SCALE  
AS SHOWN  
SHEET NO.  
12 OF 35



12/11/2013 6:02:39 PM c:\pwworking\hmm\external\paul.tonkin01-arup.com\dms69054\FB-CB-0803-B2.dgn paul.tonkin

REV	DATE	BY	CHK	APP	DESCRIPTION

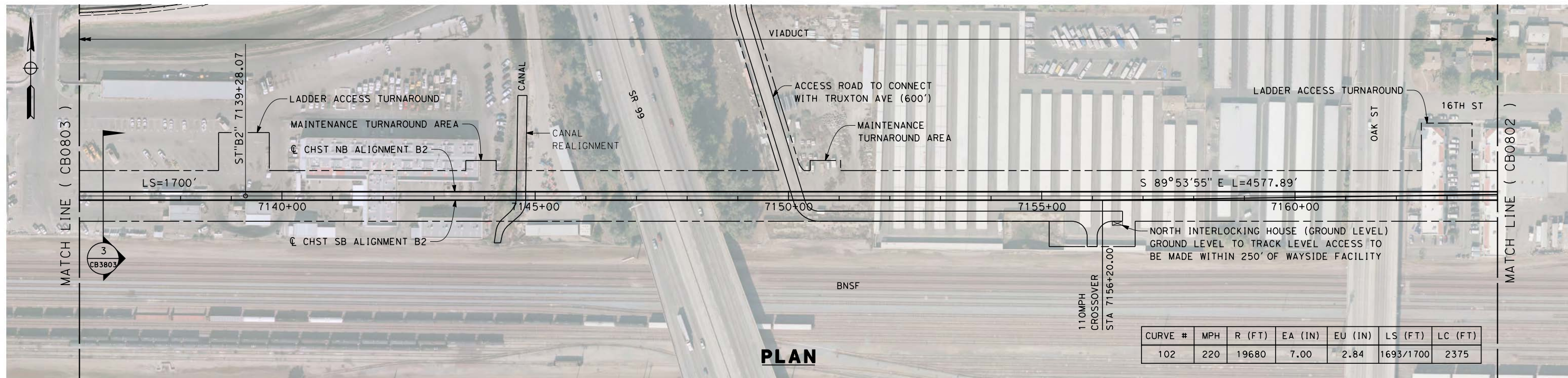
DESIGNED BY  
**J. ENRIQUEZ**  
 DRAWN BY  
**E. TANAKA**  
 CHECKED BY  
**G. WALKER**  
 IN CHARGE  
**R. COFFIN**  
 DATE  
**12/31/13**

**RECORD SET 15%  
 DESIGN SUBMISSION**  
  
**NOT FOR  
 CONSTRUCTION**

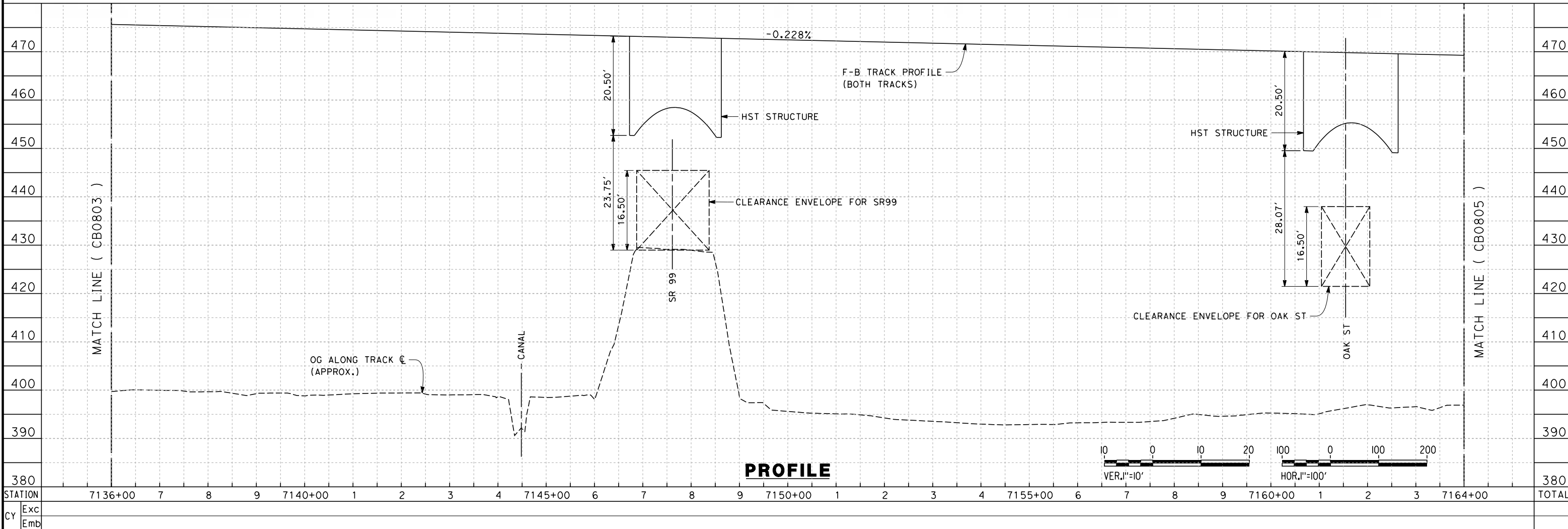


**CALIFORNIA HIGH-SPEED TRAIN PROJECT**  
**FRESNO TO BAKERSFIELD**  
 BAKERSFIELD URBAN SUBSECTION  
 ALIGNMENT B2  
 STA. 7108+00 TO 7136+00  
 PLAN AND PROFILE

CONTRACT NO.  
 HSR 06-0003  
 DRAWING NO.  
 CB0803  
 SCALE  
 AS SHOWN  
 SHEET NO.  
 13 OF 35



**PLAN**



**PROFILE**

12/11/2013 6:03:41 PM c:\pwworking\hmm\external\paul.tonkin01-arup.com\dms69054\FB-CB-0804-B2.dgn paul.tonkin

REV	DATE	BY	CHK	APP	DESCRIPTION

DESIGNED BY  
J. ENRIQUEZ  
DRAWN BY  
E. TANAKA  
CHECKED BY  
G. WALKER  
IN CHARGE  
R. COFFIN  
DATE  
12/31/13

**RECORD SET 15%  
DESIGN SUBMISSION**

**NOT FOR  
CONSTRUCTION**



**CALIFORNIA HIGH-SPEED TRAIN PROJECT  
FRESNO TO BAKERSFIELD**

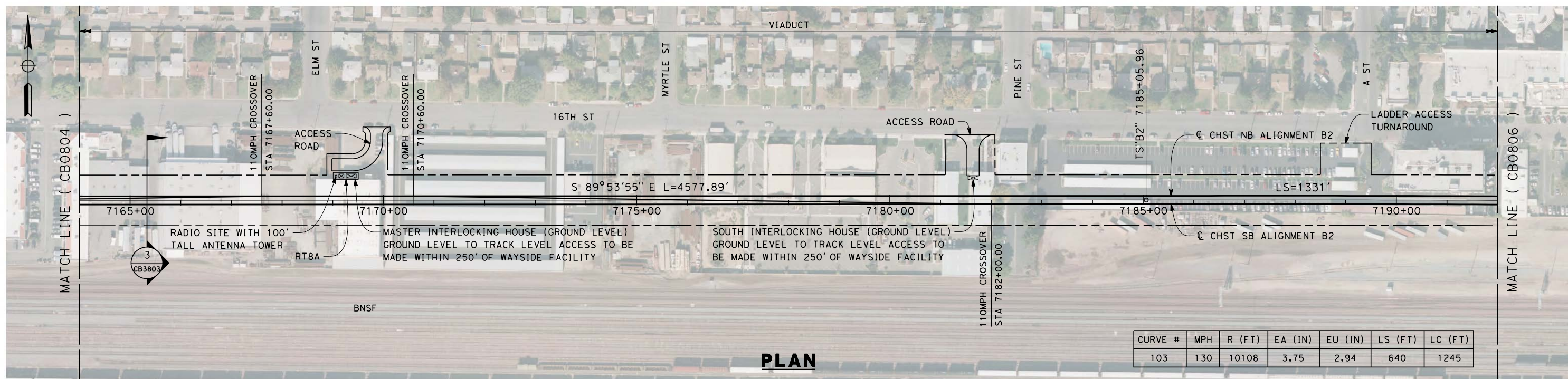
BAKERSFIELD URBAN SUBSECTION  
ALIGNMENT B2  
STA. 7136+00 TO 7164+00  
PLAN AND PROFILE

CONTRACT NO.  
HSR 06-0003

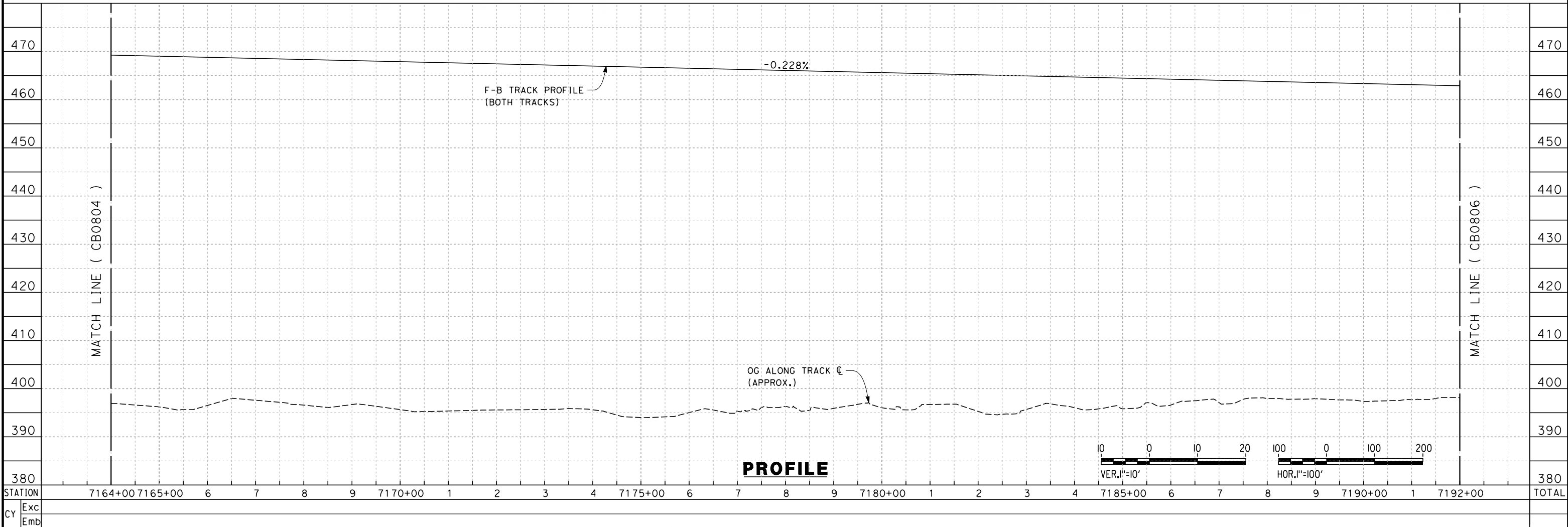
DRAWING NO.  
CB0804

SCALE  
AS SHOWN

SHEET NO.  
14 OF 35



**PLAN**



**PROFILE**

REV	DATE	BY	CHK	APP	DESCRIPTION

DESIGNED BY  
J. ENRIQUEZ  
DRAWN BY  
E. TANAKA  
CHECKED BY  
G. WALKER  
IN CHARGE  
R. COFFIN  
DATE  
12/31/13

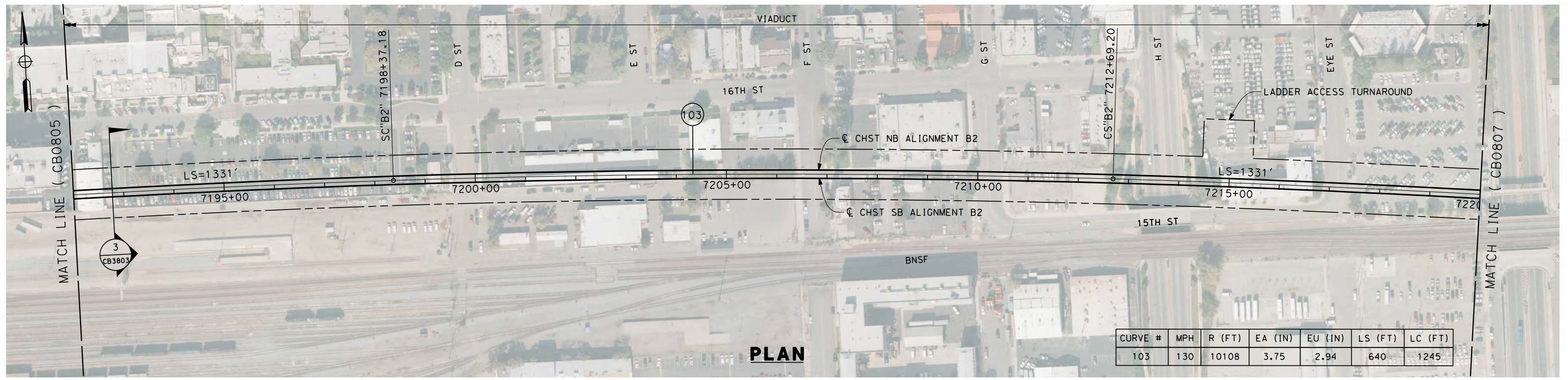
**RECORD SET 15%  
DESIGN SUBMISSION**  
  
**NOT FOR  
CONSTRUCTION**



**CALIFORNIA HIGH-SPEED TRAIN PROJECT  
FRESNO TO BAKERSFIELD**  
BAKERSFIELD URBAN SUBSECTION  
ALIGNMENT B2  
STA. 7164+00 TO 7192+00  
PLAN AND PROFILE

CONTRACT NO.  
HSR 06-0003  
DRAWING NO.  
CB0805  
SCALE  
AS SHOWN  
SHEET NO.  
15 OF 35

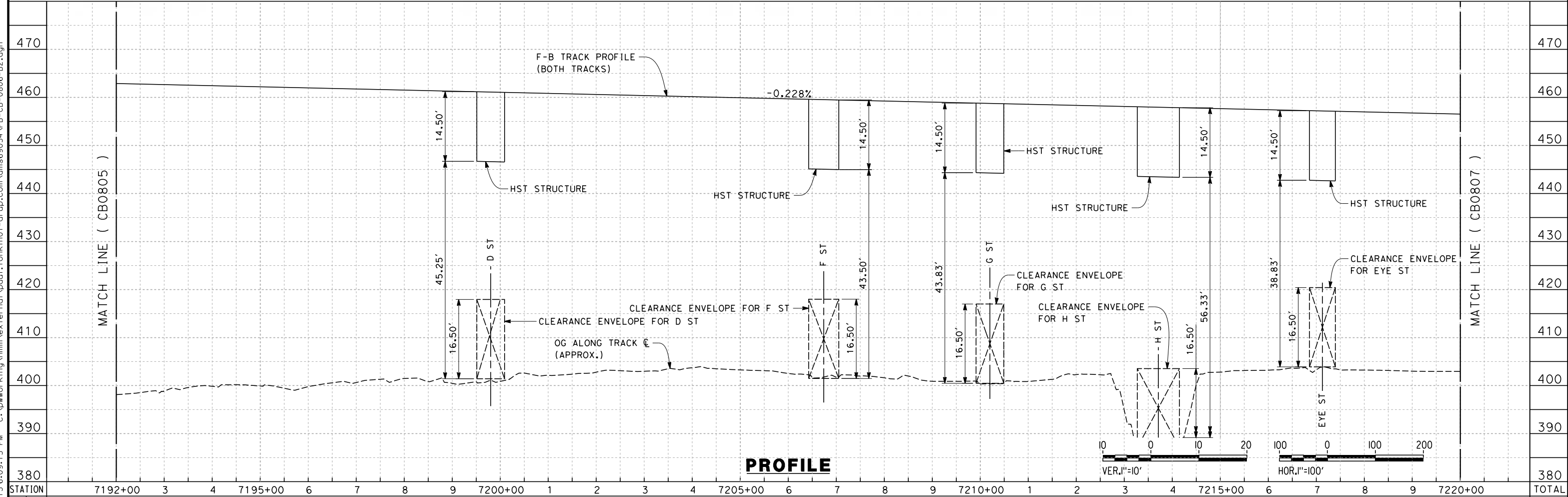
12/11/2013 6:06:59 PM c:\pwworking\hmm\external\paul.tonkin01-arup.com\dms69054\FB-CB-0805-B2.dgn paul.tonkin



CURVE #	MPH	R (FT)	EA (IN)	EU (IN)	LS (FT)	LC (FT)
103	130	10108	3.75	2.94	640	1245

**PLAN**

12/11/2013 6:09:15 PM c:\pwworking\hmm\external\paul.tonkin01-arup.com\dms69054\FB-CB-0806-B2.dgn paul.tonkin



**PROFILE**

STATION	7192+00	3	4	7195+00	6	7	8	9	7200+00	1	2	3	4	7205+00	6	7	8	9	7210+00	1	2	3	4	7215+00	6	7	8	9	7220+00	TOTAL
CY																														
		Exc																												
		Emb																												

REV	DATE	BY	CHK	APP	DESCRIPTION

DESIGNED BY  
J. ENRIQUEZ  
DRAWN BY  
E. TANAKA  
CHECKED BY  
G. WALKER  
IN CHARGE  
R. COFFIN  
DATE  
12/31/13

**RECORD SET 15%  
DESIGN SUBMISSION**

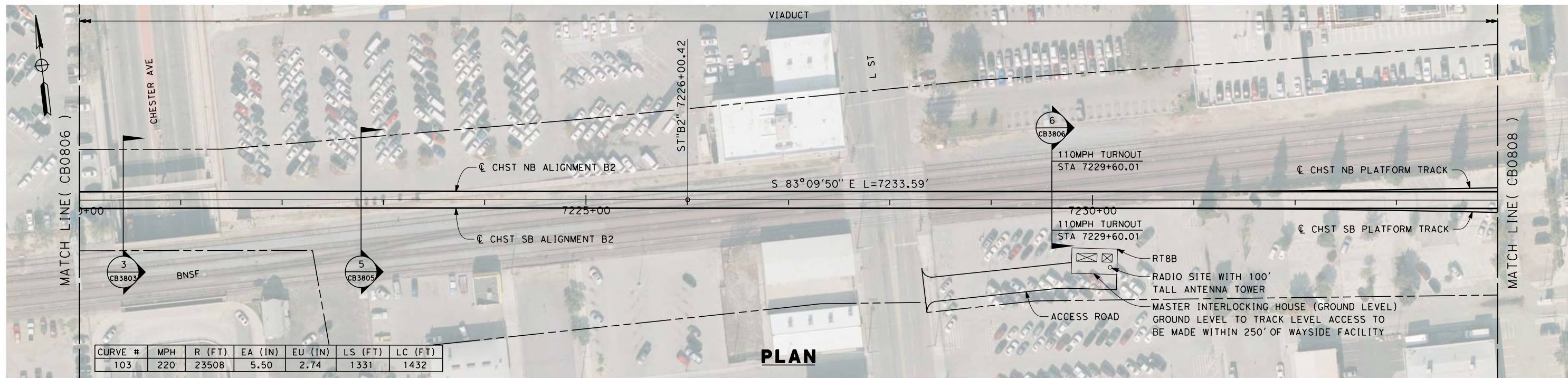
**NOT FOR  
CONSTRUCTION**



**CALIFORNIA HIGH-SPEED TRAIN PROJECT**  
**FRESNO TO BAKERSFIELD**  
BAKERSFIELD URBAN SUBSECTION  
ALIGNMENT B2  
STA. 7192+00 TO 7220+00  
PLAN AND PROFILE

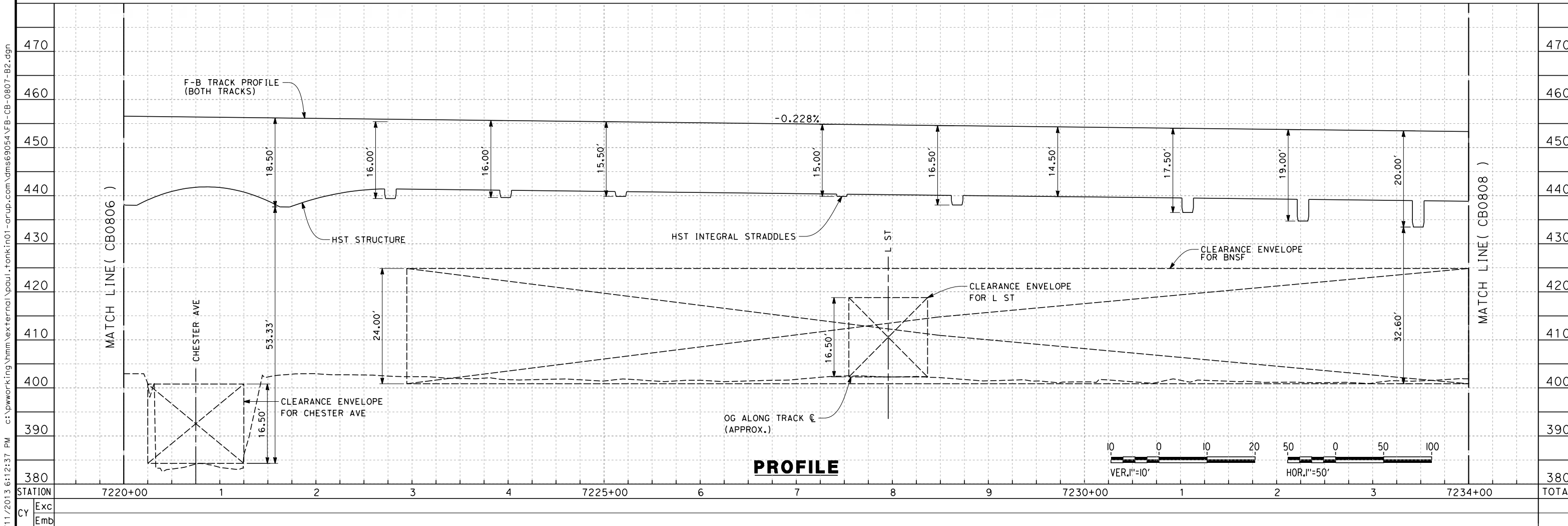
CONTRACT NO.  
HSR 06-0003  
DRAWING NO.  
CB0806  
SCALE  
AS SHOWN  
SHEET NO.  
16 OF 35





**PLAN**

12/11/2013 6:12:37 PM c:\pwworking\hmm\external\paul.tonkin01-arup.com\dms69054\FB-CB-0807-B2.dgn paul.tonkin



**PROFILE**

REV	DATE	BY	CHK	APP	DESCRIPTION

DESIGNED BY  
J. ENRIQUEZ  
DRAWN BY  
E. TANAKA  
CHECKED BY  
G. WALKER  
IN CHARGE  
R. COFFIN  
DATE  
12/31/13

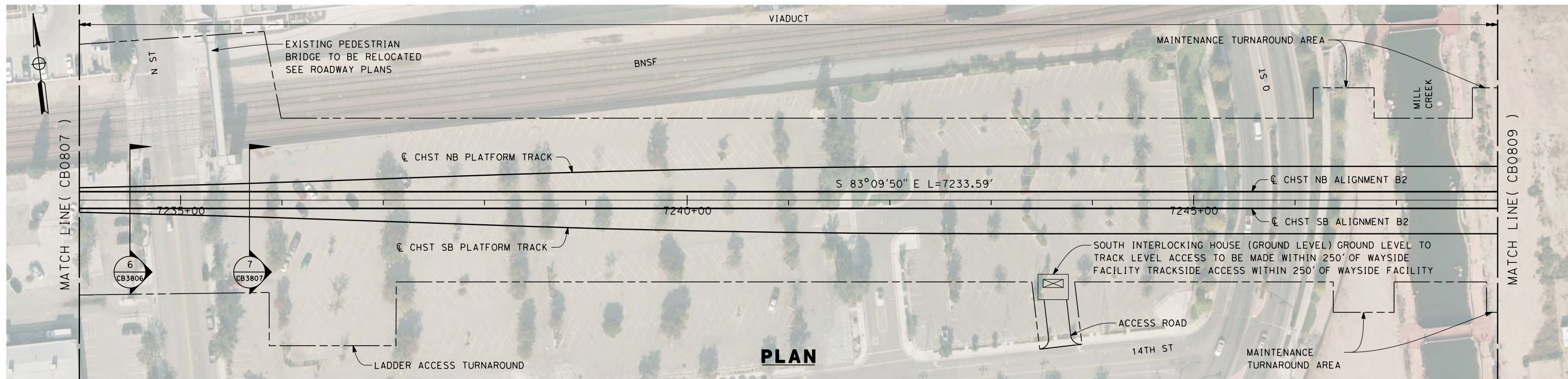
**RECORD SET 15%  
DESIGN SUBMISSION**

**NOT FOR  
CONSTRUCTION**

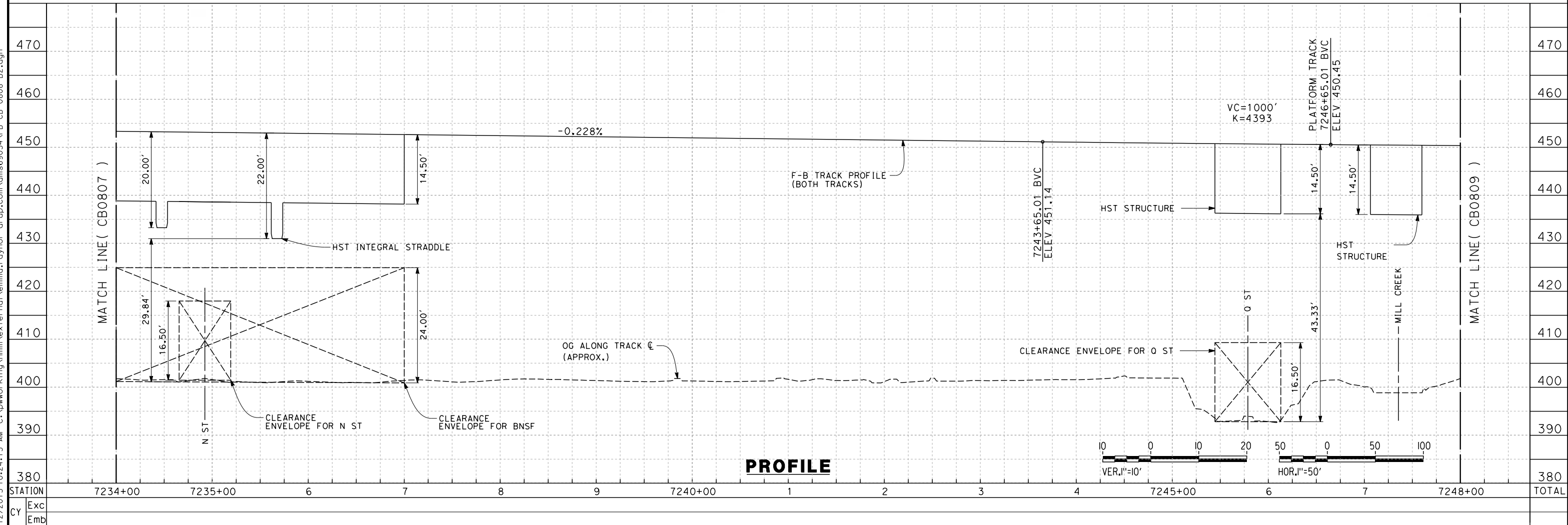


**CALIFORNIA HIGH-SPEED TRAIN PROJECT  
FRESNO TO BAKERSFIELD**  
BAKERSFIELD URBAN SUBSECTION  
ALIGNMENT B2  
STA. 7220+00 TO 7234+00  
PLAN AND PROFILE

CONTRACT NO.  
HSR 06-0003  
DRAWING NO.  
CB0807  
SCALE  
AS SHOWN  
SHEET NO.  
17 OF 35



**PLAN**



**PROFILE**

12/12/2013 10:24:15 AM c:\pwworking\hmm\external\emma.raynor-arup.com\dms69054\FB-CB-0808-B2.dgn emma.raynor

REV	DATE	BY	CHK	APP	DESCRIPTION

DESIGNED BY  
J. ENRIQUEZ  
DRAWN BY  
E. TANAKA  
CHECKED BY  
G. WALKER  
IN CHARGE  
R. COFFIN  
DATE  
12/31/13

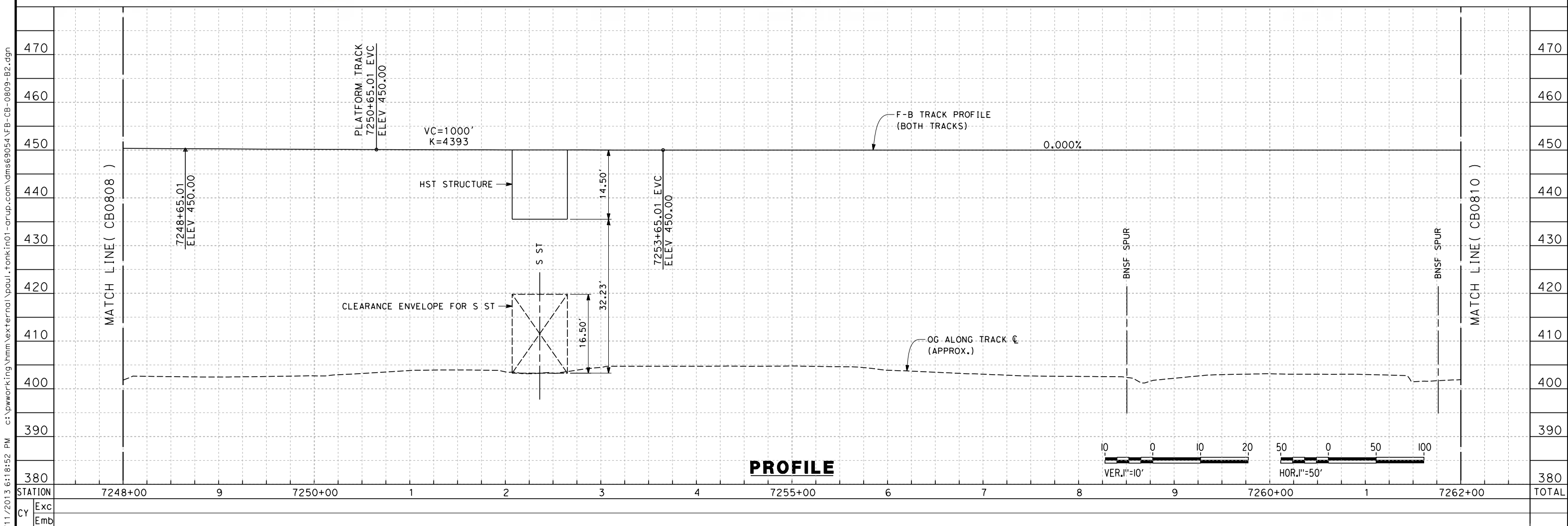
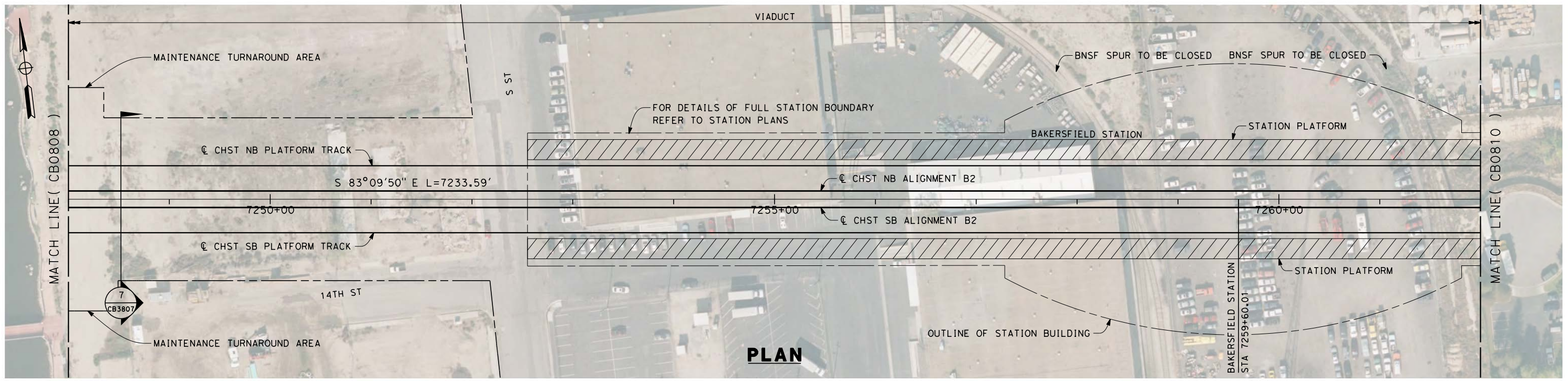
**RECORD SET 15%  
DESIGN SUBMISSION**

**NOT FOR  
CONSTRUCTION**



**CALIFORNIA HIGH-SPEED TRAIN PROJECT  
FRESNO TO BAKERSFIELD**  
BAKERSFIELD URBAN SUBSECTION  
ALIGNMENT B2  
STA. 7234+00 TO 7248+00  
PLAN AND PROFILE

CONTRACT NO.  
HSR 06-0003  
DRAWING NO.  
CB0808  
SCALE  
AS SHOWN  
SHEET NO.  
18 OF 35



Exc					
Emb					
REV	DATE	BY	CHK	APP	DESCRIPTION

DESIGNED BY  
J. ENRIQUEZ

DRAWN BY  
E. TANAKA

CHECKED BY  
G. WALKER

IN CHARGE  
R. COFFIN

DATE  
12/31/13

**RECORD SET 15%  
DESIGN SUBMISSION**

**NOT FOR  
CONSTRUCTION**



**CALIFORNIA HIGH-SPEED TRAIN PROJECT**

**FRESNO TO BAKERSFIELD**

BAKERSFIELD URBAN SUBSECTION

ALIGNMENT B2

STA. 7248+00 TO 7262+00

PLAN AND PROFILE

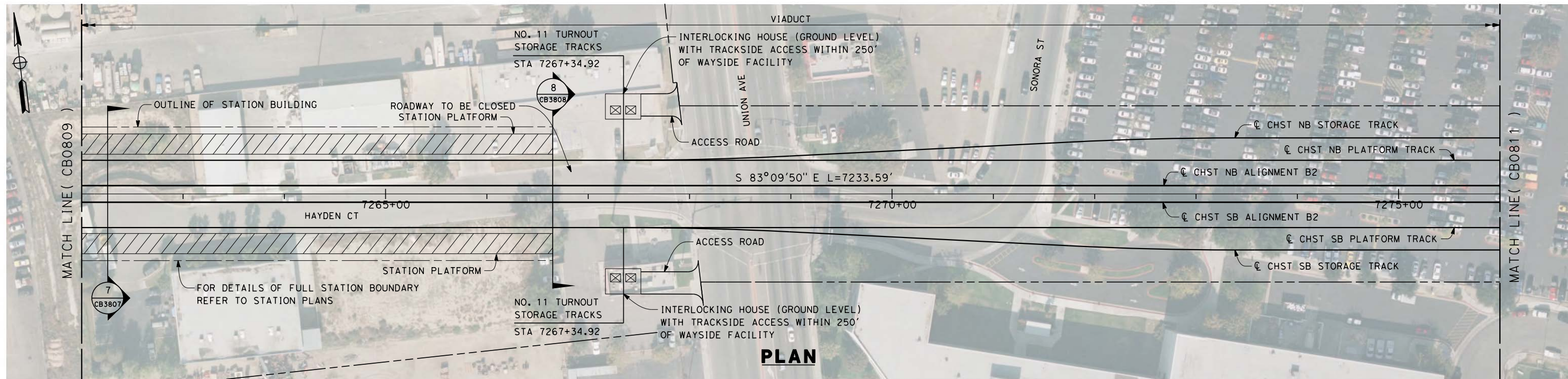
CONTRACT NO.  
HSR 06-0003

DRAWING NO.  
CB0809

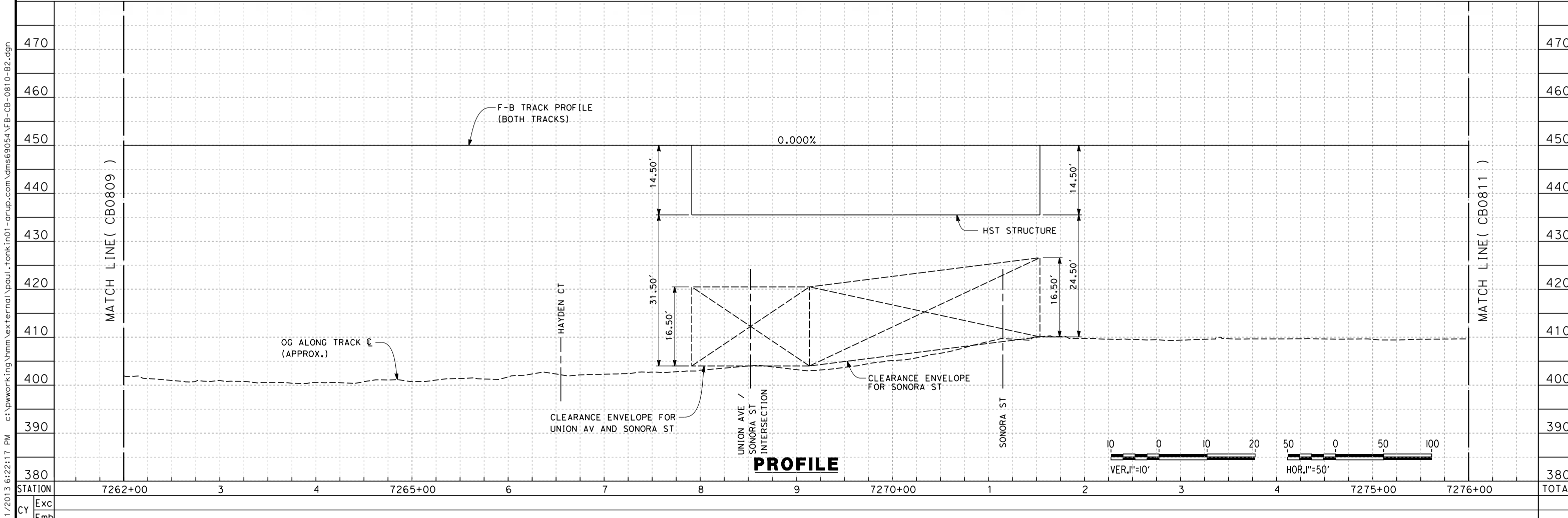
SCALE  
AS SHOWN

SHEET NO.  
19 OF 35

12/11/2013 6:18:52 PM c:\pwworking\hmm\external\paul.tonkin\01-arup.com\dms69054\FB-CB-0809-B2.dgn paul.tonkin



12/11/2013 6:22:17 PM c:\pwworking\hmm\external\paul.tonkin01-arup.com\dms69054\FB-CB-0810-B2.dgn paul.tonkin



REV	DATE	BY	CHK	APP	DESCRIPTION

DESIGNED BY  
J. ENRIQUEZ

DRAWN BY  
E. TANAKA

CHECKED BY  
G. WALKER

IN CHARGE  
R. COFFIN

DATE  
12/31/13

**RECORD SET 15%  
DESIGN SUBMISSION**

**NOT FOR  
CONSTRUCTION**



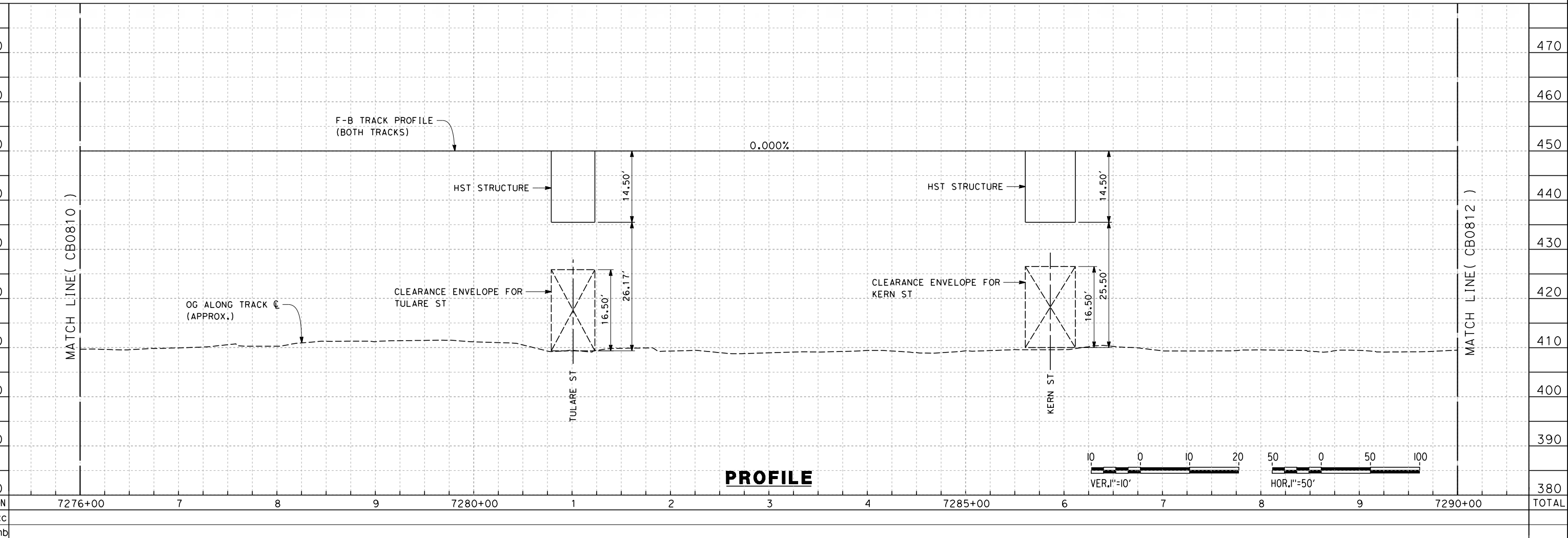
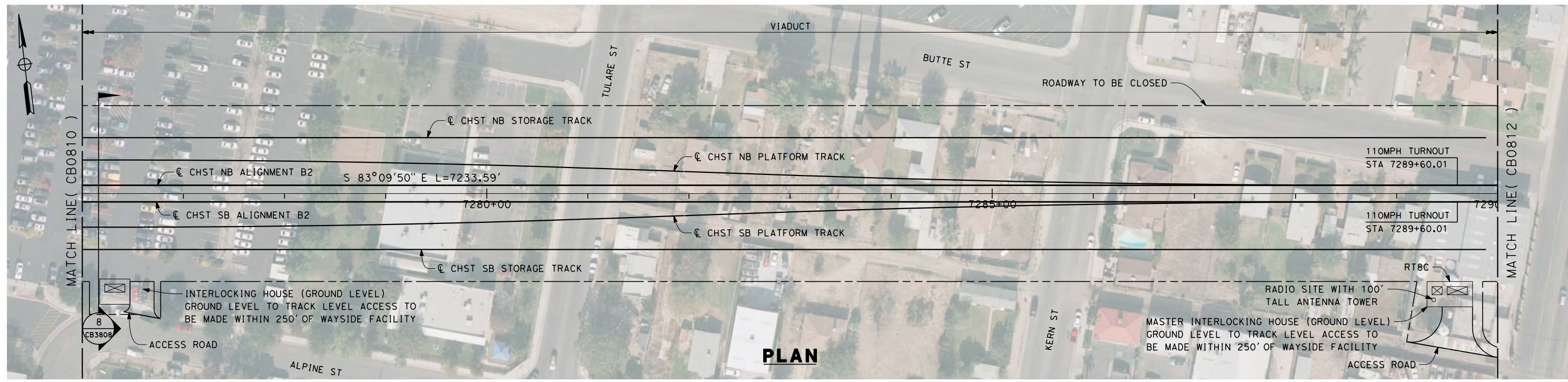
**CALIFORNIA HIGH-SPEED TRAIN PROJECT**  
**FRESNO TO BAKERSFIELD**  
BAKERSFIELD URBAN SUBSECTION  
ALIGNMENT B2  
STA. 7262+00 TO 7276+00  
PLAN AND PROFILE

CONTRACT NO.  
HSR 06-0003

DRAWING NO.  
CB0810

SCALE  
AS SHOWN

SHEET NO.  
20 OF 35



12/11/2013 6:25:25 PM c:\pwworking\hmm\external\paul.tonkin01-arup.com\dms69054\FB-CB-0811-B2.dgn paul.tonkin

REV	DATE	BY	CHK	APP	DESCRIPTION

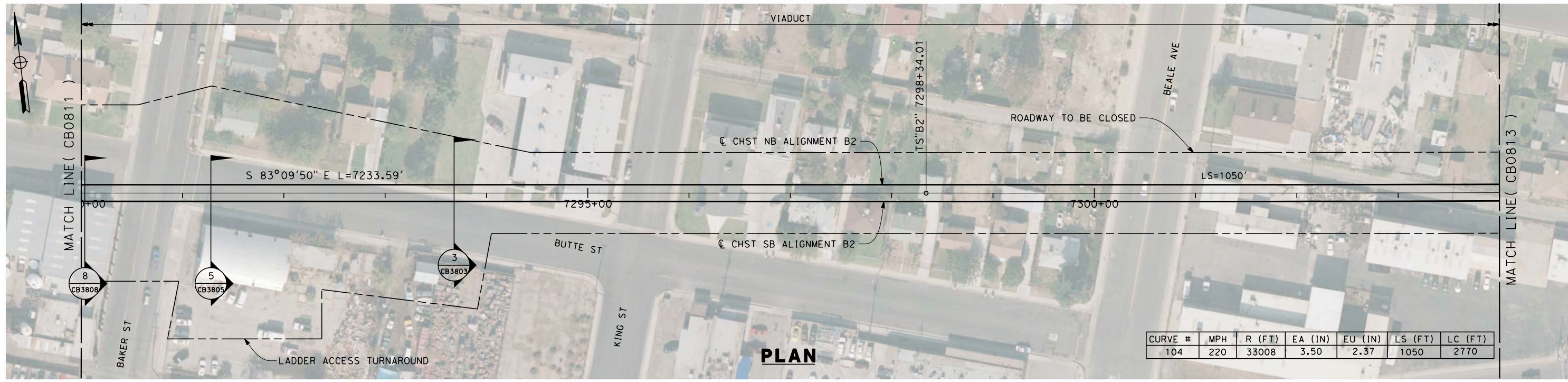
DESIGNED BY  
J. ENRIQUEZ  
DRAWN BY  
E. TANAKA  
CHECKED BY  
G. WALKER  
IN CHARGE  
R. COFFIN  
DATE  
12/31/13

**RECORD SET 15%  
DESIGN SUBMISSION**  
  
**NOT FOR  
CONSTRUCTION**



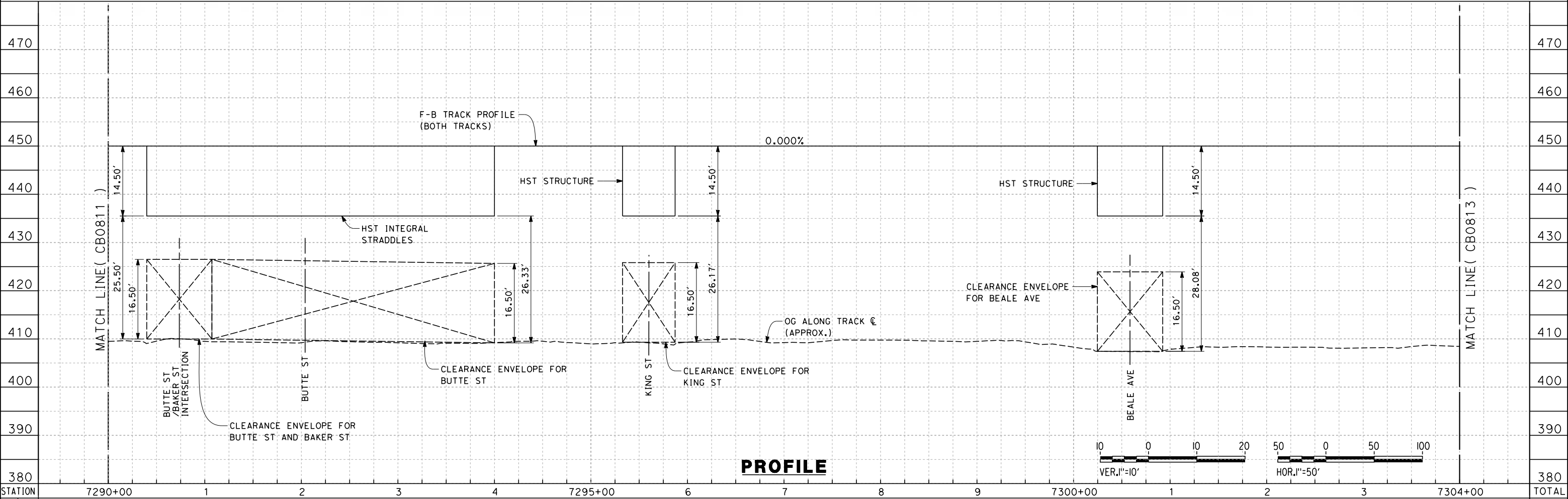
**CALIFORNIA HIGH-SPEED TRAIN PROJECT  
FRESNO TO BAKERSFIELD**  
BAKERSFIELD URBAN SUBSECTION  
ALIGNMENT B2  
STA. 7276+00 TO 7290+00  
PLAN AND PROFILE

CONTRACT NO.  
HSR 06-0003  
DRAWING NO.  
CB0811  
SCALE  
AS SHOWN  
SHEET NO.  
21 OF 35



**PLAN**

12/11/2013 6:28:43 PM c:\pwworking\hmm\external\paul.tonkin01-arup.com\dms69054\FB-CB-0812-B2.dgn paul.tonkin



**PROFILE**

STATION	7290+00	1	2	3	4	7295+00	6	7	8	9	7300+00	1	2	3	7304+00	TOTAL
Exc																
Emb																

DESIGNED BY  
J. ENRIQUEZ  
DRAWN BY  
E. TANAKA  
CHECKED BY  
G. WALKER  
IN CHARGE  
R. COFFIN  
DATE  
12/31/13

**RECORD SET 15%  
DESIGN SUBMISSION**

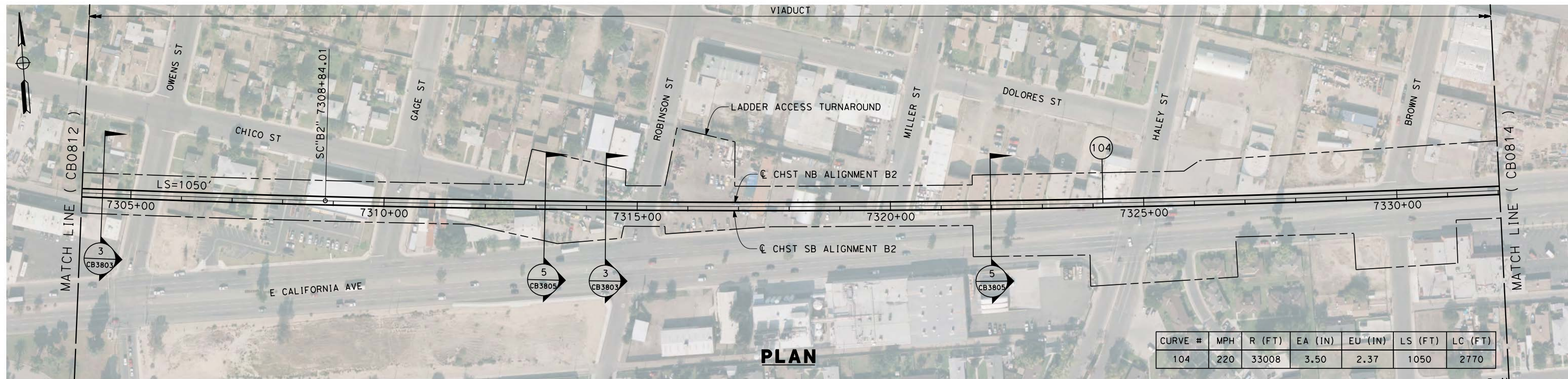
**NOT FOR  
CONSTRUCTION**



**CALIFORNIA HIGH-SPEED TRAIN PROJECT  
FRESNO TO BAKERSFIELD**  
BAKERSFIELD URBAN SUBSECTION  
ALIGNMENT B2  
STA. 7290+00 TO 7304+00  
PLAN AND PROFILE

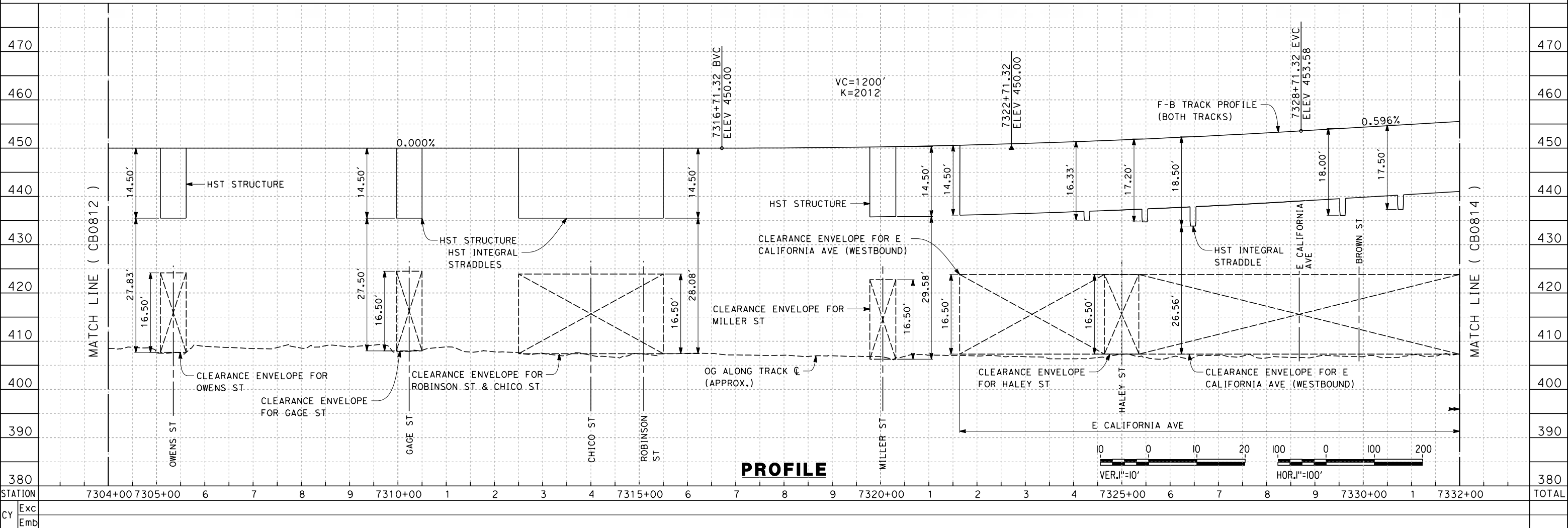
CONTRACT NO.  
HSR 06-0003  
DRAWING NO.  
CB0812  
SCALE  
AS SHOWN  
SHEET NO.  
22 OF 35

REV	DATE	BY	CHK	APP	DESCRIPTION



**PLAN**

12/11/2013 6:30:49 PM c:\pwworking\hmm\external\paul.tonkin\01-arup.com\dms69054\FB-CB-0813-B2.dgn paul.tonkin



**PROFILE**

REV	DATE	BY	CHK	APP	DESCRIPTION

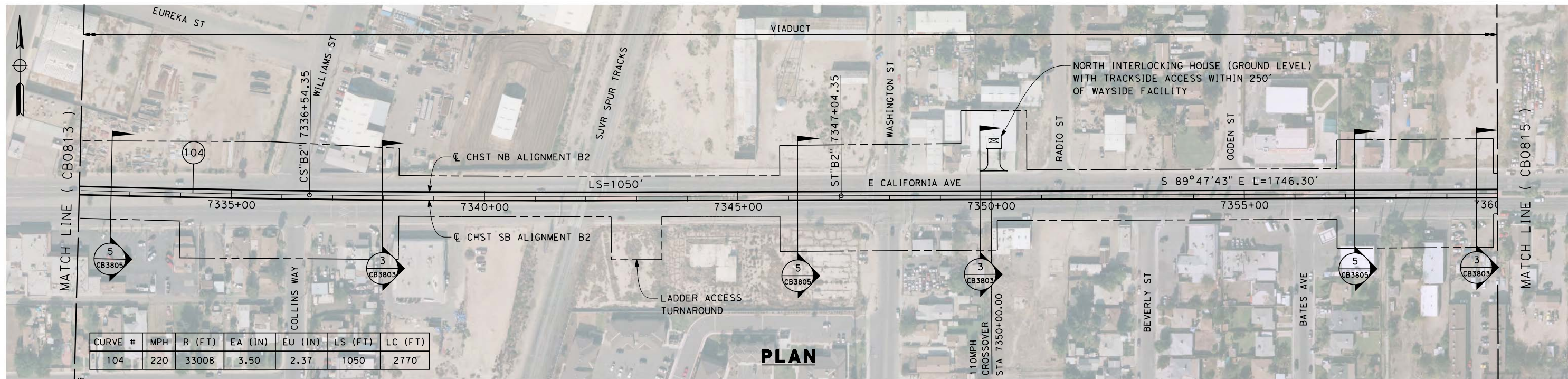
DESIGNED BY  
J. ENRIQUEZ  
DRAWN BY  
E. TANAKA  
CHECKED BY  
G. WALKER  
IN CHARGE  
R. COFFIN  
DATE  
12/31/13

**RECORD SET 15%  
DESIGN SUBMISSION**  
  
**NOT FOR  
CONSTRUCTION**



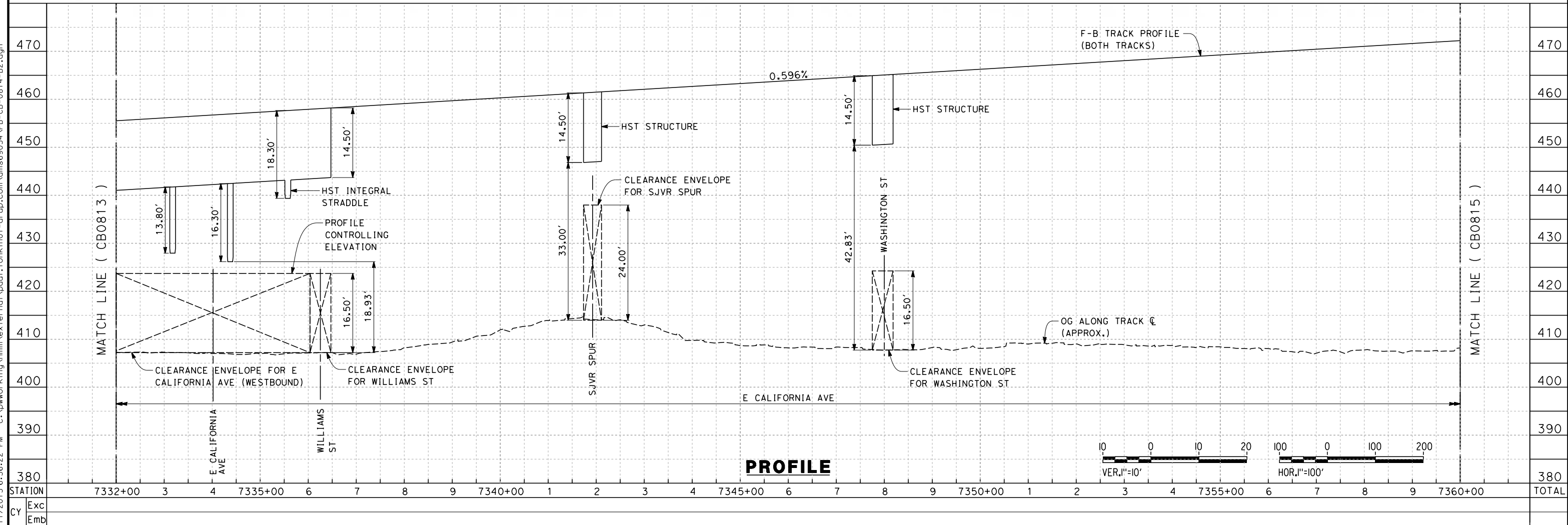
**CALIFORNIA HIGH-SPEED TRAIN PROJECT  
FRESNO TO BAKERSFIELD**  
BAKERSFIELD URBAN SUBSECTION  
ALIGNMENT B2  
STA. 7304+00 TO 7332+00  
PLAN AND PROFILE

CONTRACT NO.  
HSR 06-0003  
DRAWING NO.  
CB0813  
SCALE  
AS SHOWN  
SHEET NO.  
23 OF 35



**PLAN**

12/11/2013 6:36:22 PM c:\pwworking\hmm\external\paul.tonkin01-arup.com\dms69054\FB-CB-0814-B2.dgn paul.tonkin



**PROFILE**

STATION	7332+00	3	4	7335+00	6	7	8	9	7340+00	1	2	3	4	7345+00	6	7	8	9	7350+00	1	2	3	4	7355+00	6	7	8	9	7360+00	TOTAL
Exc																														
Emb																														

REV	DATE	BY	CHK	APP	DESCRIPTION

DESIGNED BY  
J. ENRIQUEZ  
DRAWN BY  
E. TANAKA  
CHECKED BY  
G. WALKER  
IN CHARGE  
R. COFFIN  
DATE  
12/31/13

**RECORD SET 15%  
DESIGN SUBMISSION**

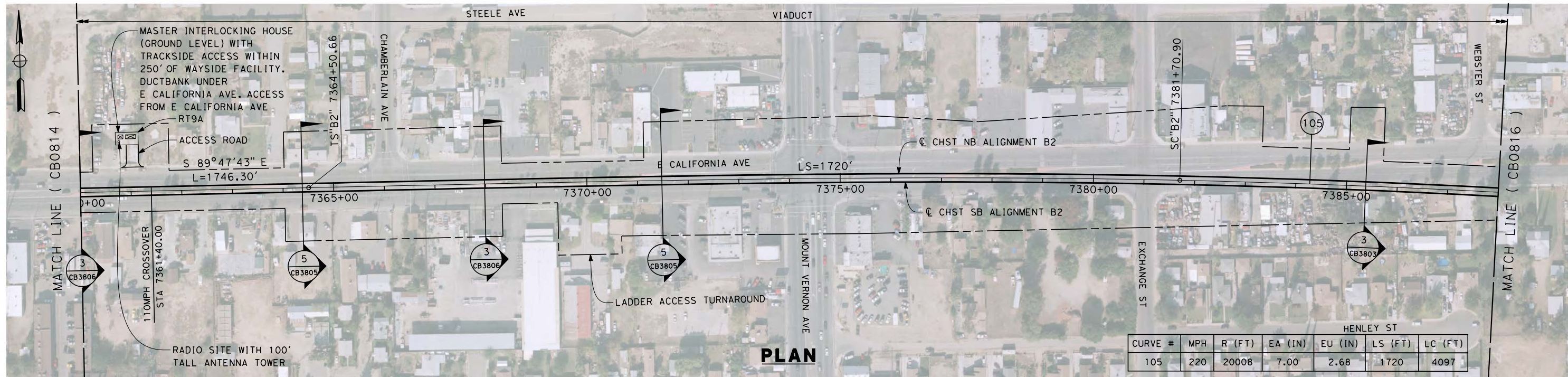
**NOT FOR  
CONSTRUCTION**



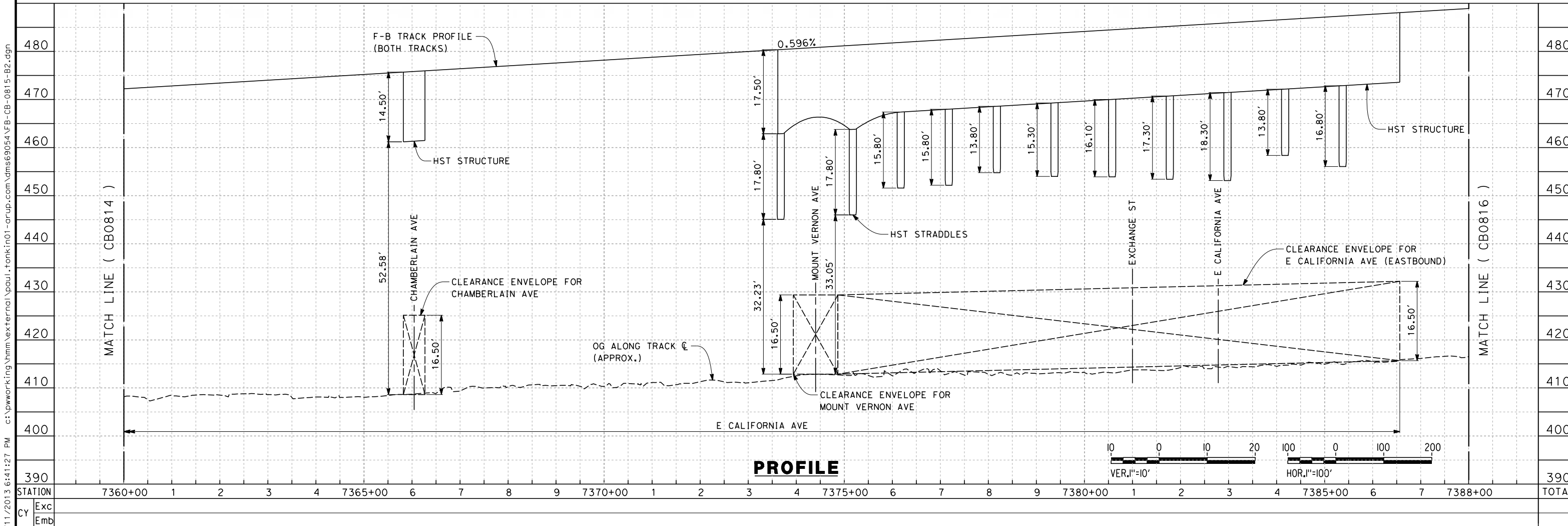
**CALIFORNIA HIGH-SPEED TRAIN PROJECT  
FRESNO TO BAKERSFIELD**  
BAKERSFIELD URBAN SUBSECTION  
ALIGNMENT B2  
STA. 7332+00 TO 7360+00  
PLAN AND PROFILE

CONTRACT NO.  
HSR 06-0003  
DRAWING NO.  
CB0814  
SCALE  
AS SHOWN  
SHEET NO.  
24 OF 35





**PLAN**



**PROFILE**

12/11/2013 6:41:27 PM c:\pwworking\hmm\external\paul.tonkin01-arup.com\dms69054\FB-CB-0815-B2.dgn paul.tonkin

REV	DATE	BY	CHK	APP	DESCRIPTION

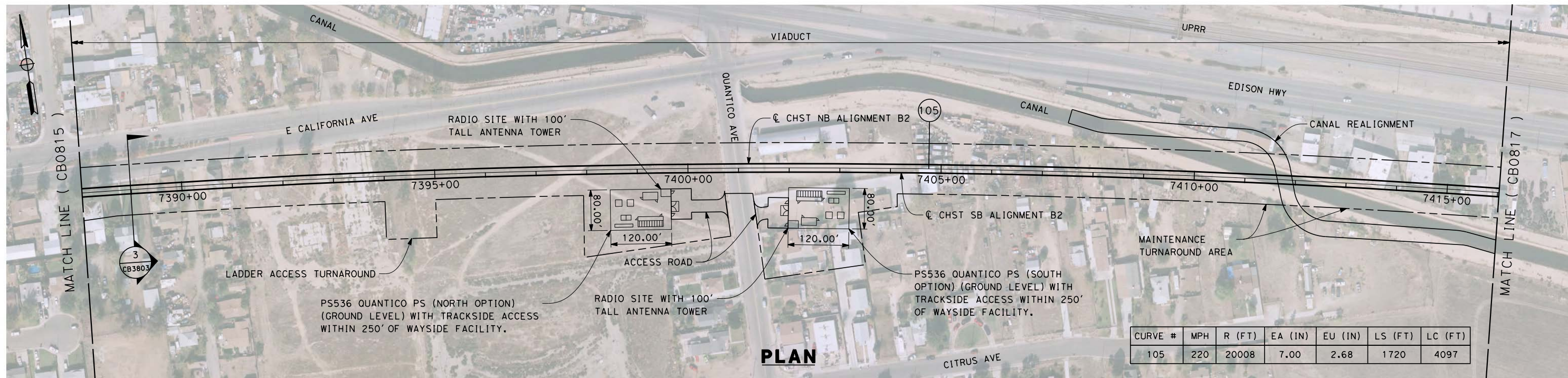
DESIGNED BY  
J. ENRIQUEZ  
DRAWN BY  
E. TANAKA  
CHECKED BY  
G. WALKER  
IN CHARGE  
R. COFFIN  
DATE  
12/31/13

**RECORD SET 15%  
DESIGN SUBMISSION**  
  
**NOT FOR  
CONSTRUCTION**



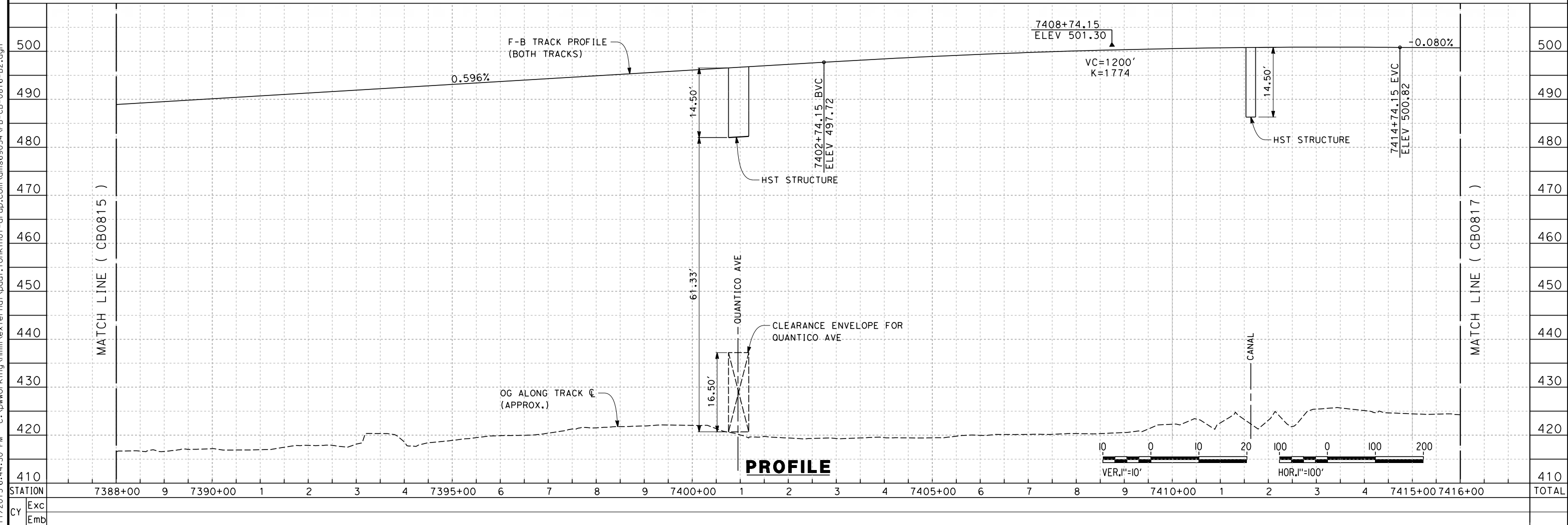
**CALIFORNIA HIGH-SPEED TRAIN PROJECT  
FRESNO TO BAKERSFIELD**  
BAKERSFIELD URBAN SUBSECTION  
ALIGNMENT B2  
STA. 7360+00 TO 7388+00  
PLAN AND PROFILE

CONTRACT NO.  
HSR 06-0003  
DRAWING NO.  
CB0815  
SCALE  
AS SHOWN  
SHEET NO.  
25 OF 35



**PLAN**

12/11/2013 6:44:30 PM c:\pwworking\hmm\external\paul.tonkin01-arup.com\dms69054\FB-CB-0816-B2.dgn paul.tonkin



**PROFILE**

STATION	7388+00	9	7390+00	1	2	3	4	7395+00	6	7	8	9	7400+00	1	2	3	4	7405+00	6	7	8	9	7410+00	1	2	3	4	7415+00	7416+00	TOTAL
Exc																														
Emb																														

REV	DATE	BY	CHK	APP	DESCRIPTION

DESIGNED BY  
J. ENRIQUEZ  
DRAWN BY  
E. TANAKA  
CHECKED BY  
G. WALKER  
IN CHARGE  
R. COFFIN  
DATE  
12/31/13

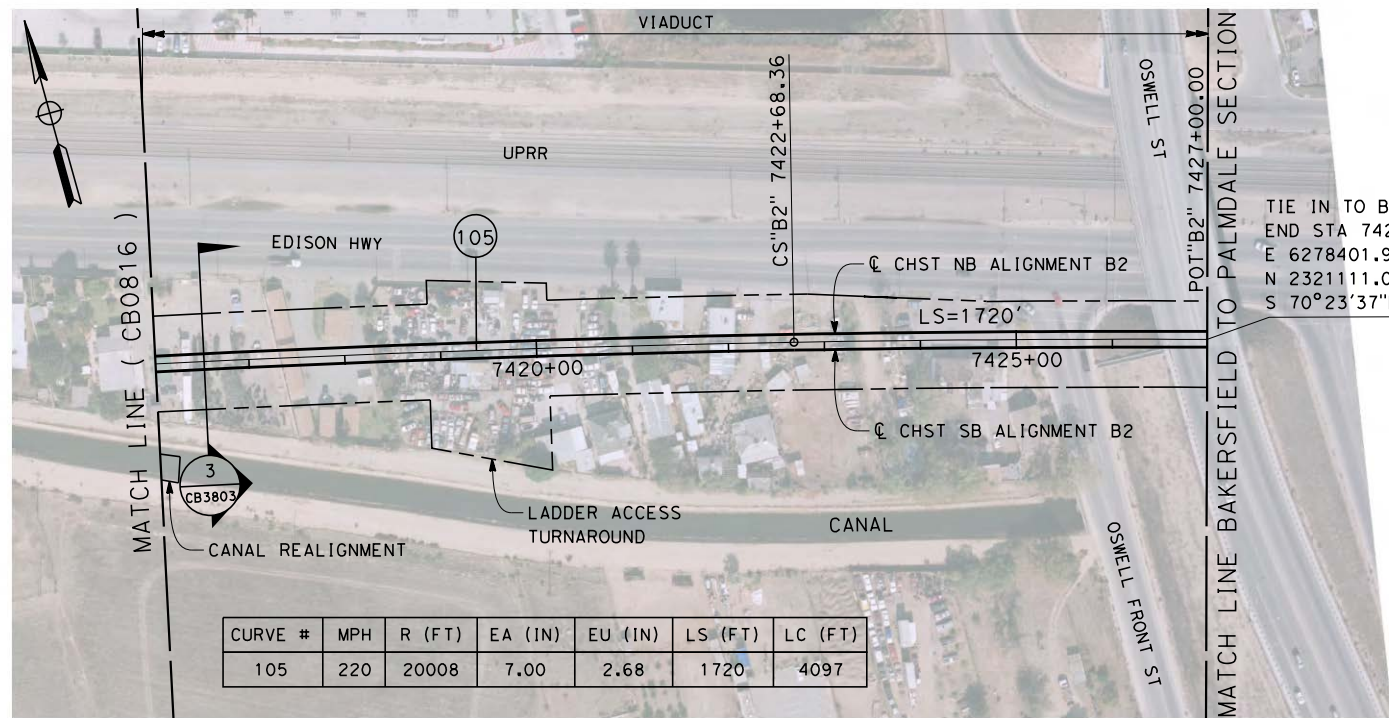
**RECORD SET 15%  
DESIGN SUBMISSION**

**NOT FOR  
CONSTRUCTION**



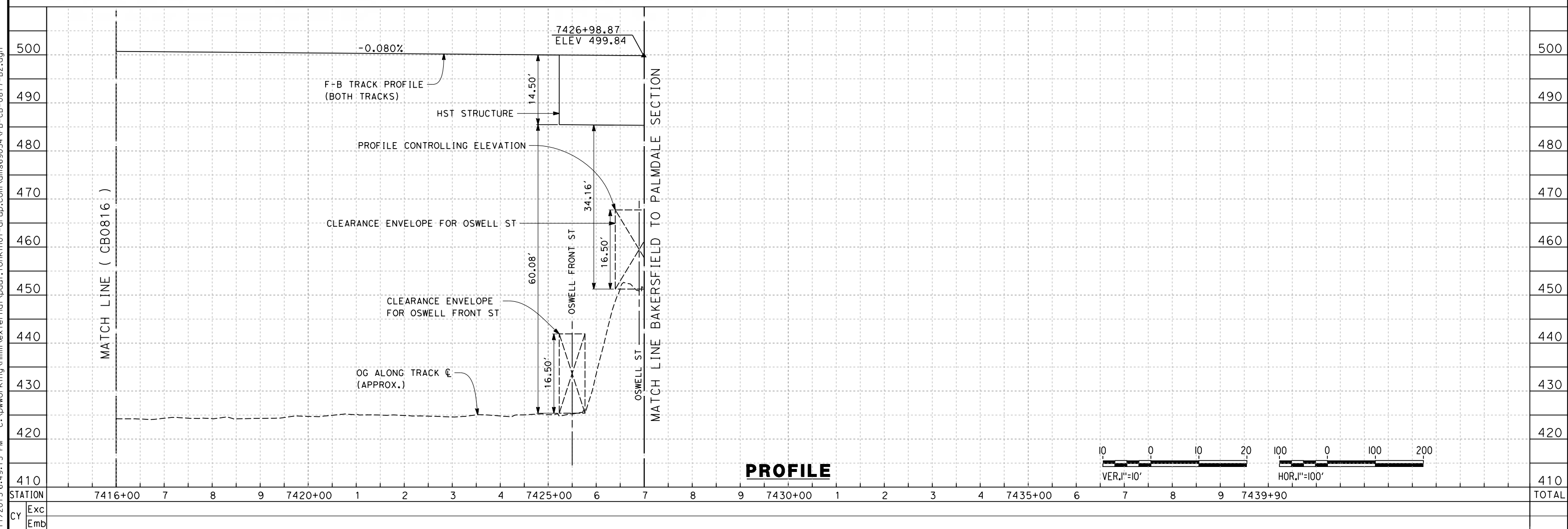
**CALIFORNIA HIGH-SPEED TRAIN PROJECT**  
**FRESNO TO BAKERSFIELD**  
BAKERSFIELD URBAN SUBSECTION  
ALIGNMENT B2  
STA. 7388+00 TO 7416+00  
PLAN AND PROFILE

CONTRACT NO.  
HSR 06-0003  
DRAWING NO.  
CB0816  
SCALE  
AS SHOWN  
SHEET NO.  
26 OF 35



TIE IN TO BAKERSFIELD TO PALMDALE SECTION  
 END STA 7426+98.87 (B2) ELEV 499.84  
 F 6278401.92  
 N 2321111.08  
 S 70°23'37"E

**PLAN**



**PROFILE**

REV	DATE	BY	CHK	APP	DESCRIPTION

DESIGNED BY  
J. ENRIQUEZ  
 DRAWN BY  
E. TANAKA  
 CHECKED BY  
G. WALKER  
 IN CHARGE  
R. COFFIN  
 DATE  
12/31/13

**RECORD SET 15%  
 DESIGN SUBMISSION**  
  
**NOT FOR  
 CONSTRUCTION**



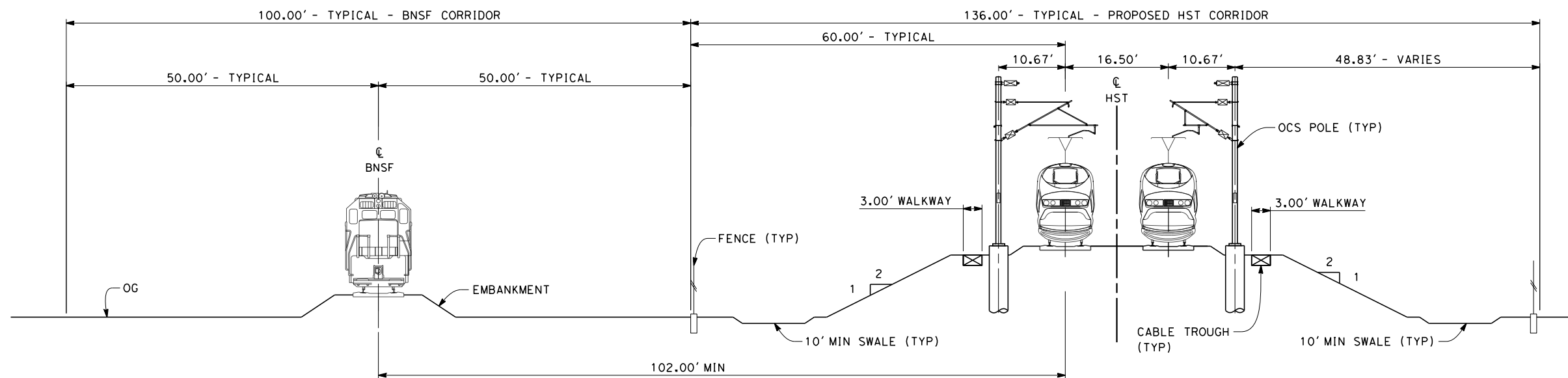
**CALIFORNIA HIGH-SPEED TRAIN PROJECT  
 FRESNO TO BAKERSFIELD**  
 BAKERSFIELD URBAN SUBSECTION  
 ALIGNMENT B2  
 STA. 7416+00 TO 7426+98.87  
 PLAN AND PROFILE

CONTRACT NO.  
HSR 06-0003  
 DRAWING NO.  
CB0817  
 SCALE  
AS SHOWN  
 SHEET NO.  
27 OF 35

12/11/2013 6:49:13 PM c:\pwworking\hmm\external\paul.tonkin01-arup.com\dms69054\FB-CB-0817-B2.dgn paul.tonkin

NOTES:

1. TRACKFORM SHOWN IS INDICATIVE.
2. BNSF RELOCATED BEYOND STATION 6829+81.00
3. SUPERELEVATION IS NOT SHOWN. THE AMOUNT OF APPLIED SUPERELEVATION IS SHOWN IN THE CURVE DATA TABLES.
4. INDICATIVE BNSF RELOCATION SHOWS MINIMUM OFFSET TO BE PROVIDED TO HST CORRIDOR WHERE APPLICABLE. DETAILS TO BE CONFIRMED FOLLOWING DETAILED SURVEYS.



**SECTION 1**

TWIN TRACK - ADJACENT TO BNSF TRACK  
 STA 6799+52 THROUGH STA 6805+28  
 STA 6808+46 THROUGH STA 6923+00



12/11/2013 6:50:15 PM c:\pwworking\hmm\external\paul.tonkin01-arup.com\dms69054\FB-CB-3801-B2.dgn paul.tonkin

REV	DATE	BY	CHK	APP	DESCRIPTION

DESIGNED BY  
J. ENRIQUEZ  
 DRAWN BY  
E. TANAKA  
 CHECKED BY  
G. WALKER  
 IN CHARGE  
R. COFFIN  
 DATE  
12/31/13

**RECORD SET 15%  
 DESIGN SUBMISSION**  
  
**NOT FOR  
 CONSTRUCTION**

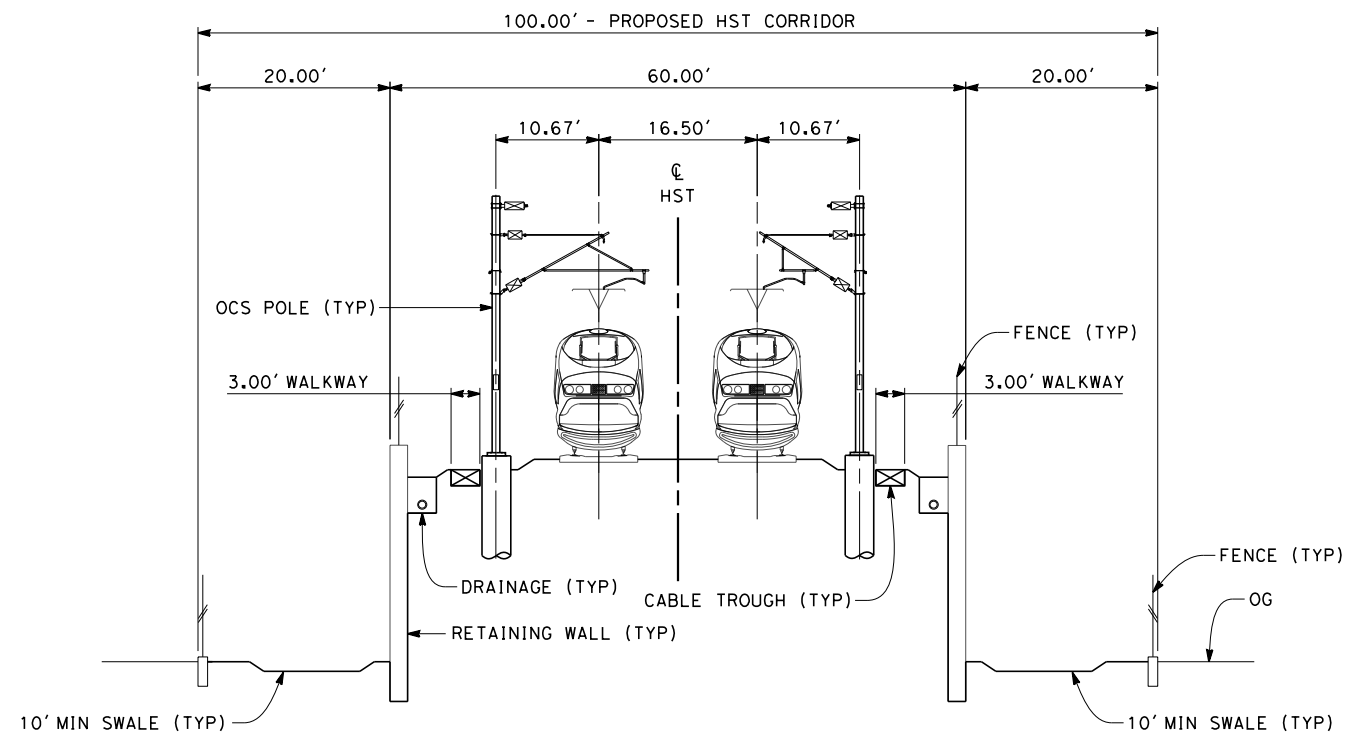


**CALIFORNIA HIGH-SPEED TRAIN PROJECT  
 FRESNO TO BAKERSFIELD**  
 BAKERSFIELD URBAN SUBSECTION  
 ALIGNMENT B2  
 TYPICAL SECTIONS

CONTRACT NO.  
HSR 06-0003  
 DRAWING NO.  
CB3801  
 SCALE  
AS SHOWN  
 SHEET NO.  
28 OF 35

NOTES:

1. TRACKFORM SHOWN IS INDICATIVE.
2. SUPERELEVATION IS NOT SHOWN, THE AMOUNT OF APPLIED SUPERELEVATION IS SHOWN IN THE CURVE DATA TABLES.



**SECTION 2**

TWIN TRACK ON RETAINED EMBANKMENT  
STA 6923+00 THROUGH STA 6930+70



12/11/2013 6:50:53 PM c:\pwworking\hmm\external\paul.tonkin01-arup.com\dms69054\FB-CB-3802-B2.dgn paul.tonkin

REV	DATE	BY	CHK	APP	DESCRIPTION

DESIGNED BY  
J. ENRIQUEZ  
DRAWN BY  
E. TANAKA  
CHECKED BY  
G. WALKER  
IN CHARGE  
R. COFFIN  
DATE  
12/31/13

**RECORD SET 15%  
DESIGN SUBMISSION**  
  
**NOT FOR  
CONSTRUCTION**

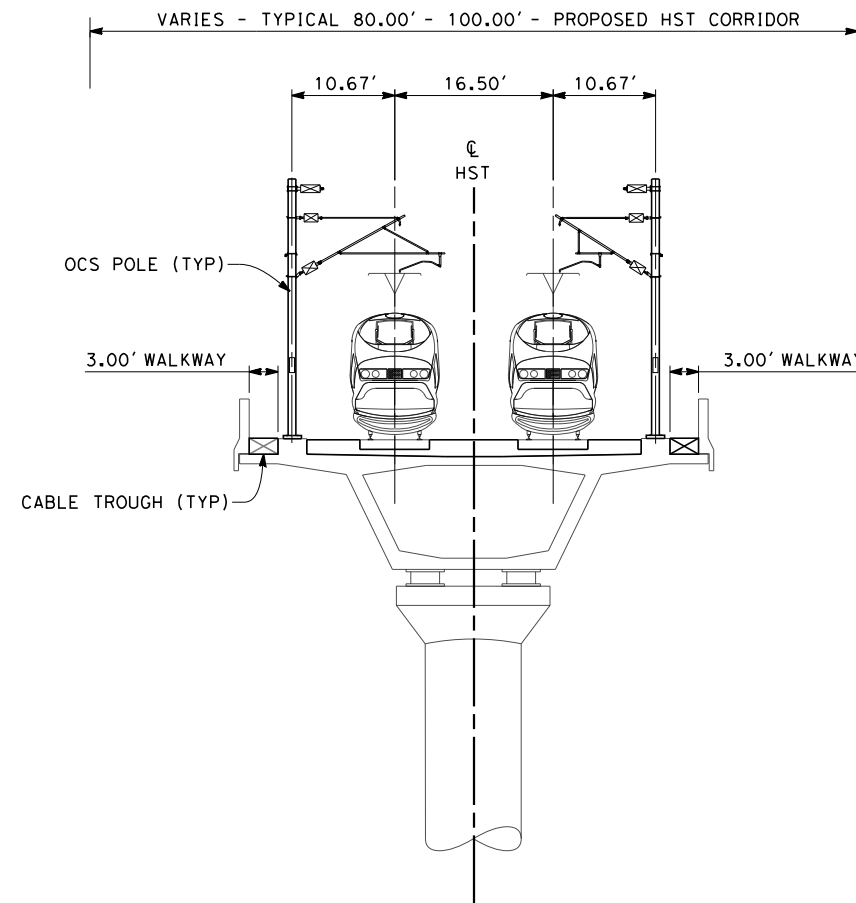


**CALIFORNIA HIGH-SPEED TRAIN PROJECT  
FRESNO TO BAKERSFIELD**  
BAKERSFIELD URBAN SUBSECTION  
ALIGNMENT B2  
TYPICAL SECTIONS

CONTRACT NO.  
HSR 06-0003  
DRAWING NO.  
CB3802  
SCALE  
AS SHOWN  
SHEET NO.  
29 OF 35

NOTES:


1. TRACKFORM SHOWN IS INDICATIVE.
2. FOR STRUCTURE DIMENSIONS SEE STRUCTURAL CROSS SECTIONS
3. SUPERELEVATION IS NOT SHOWN. THE AMOUNT OF APPLIED SUPERELEVATION IS SHOWN IN THE CURVE DATA TABLES.



**SECTION 3**

TWIN TRACK - AERIAL VIADUCT

STA 6930+70	THROUGH	STA 6943+72
STA 6946+94	THROUGH	STA 7011+14
STA 7024+14	THROUGH	STA 7054+14
STA 7058+94	THROUGH	STA 7082+84
STA 7085+04	THROUGH	STA 7095+65
STA 7118+96	THROUGH	STA 7222+78
STA 7293+68	THROUGH	STA 7313+18
STA 7314+38	THROUGH	STA 7321+98
STA 7337+98	THROUGH	STA 7346+18
STA 7349+78	THROUGH	STA 7357+18
STA 7359+58	THROUGH	STA 7364+38
STA 7367+98	THROUGH	STA 7371+48
STA 7385+38	THROUGH	STA 7426+99



12/11/2013 6:51:18 PM c:\pwworking\hmm\external\paul.tonkin01-arup.com\dms69054\FB-CB-3803-B2.dgn paul.tonkin

REV	DATE	BY	CHK	APP	DESCRIPTION

DESIGNED BY  
J. ENRIQUEZ

DRAWN BY  
E. TANAKA

CHECKED BY  
G. WALKER

IN CHARGE  
R. COFFIN

DATE  
12/31/13

**RECORD SET 15%  
DESIGN SUBMISSION**

**NOT FOR  
CONSTRUCTION**



**CALIFORNIA HIGH-SPEED TRAIN PROJECT**  
**FRESNO TO BAKERSFIELD**  
 BAKERSFIELD URBAN SUBSECTION  
 ALIGNMENT B2  
 TYPICAL SECTIONS

CONTRACT NO.  
HSR 06-0003

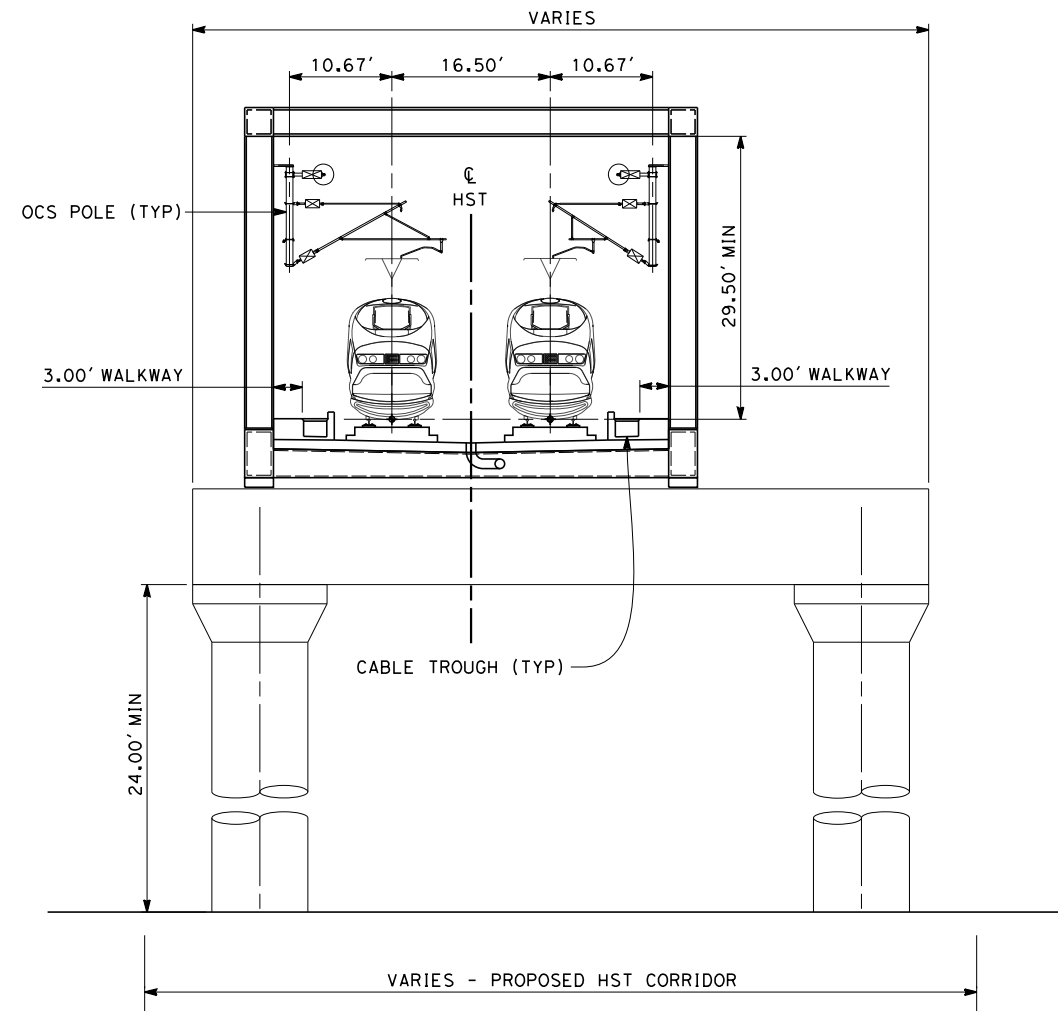
DRAWING NO.  
CB3803

SCALE  
AS SHOWN

SHEET NO.  
30 OF 35

NOTES:

1. TRACKFORM SHOWN IS INDICATIVE.
2. FOR STRUCTURE DIMENSIONS SEE STRUCTURAL CROSS SECTIONS.
3. SUPERELEVATION IS NOT SHOWN. THE AMOUNT OF APPLIED SUPERELEVATION IS SHOWN IN THE CURVE DATA TABLES.
4. STRADDLE BENT ONLY BETWEEN STA 7095+65 TO STA 7118+96.



**SECTION 4**

TWIN TRACK - TRUSS WITH STRADDLE BENT  
 STA 6805+28 THROUGH STA 6808+46  
 STA 6943+72 THROUGH STA 6946+94  
 STA 7095+65 THROUGH STA 7118+96



12/11/2013 6:51:42 PM c:\pwworking\hmm\external\paul.tonkin01-arup.com\dms69054\FB-CB-3804-B2.dgn paul.tonkin

REV	DATE	BY	CHK	APP	DESCRIPTION

DESIGNED BY  
J. ENRIQUEZ  
 DRAWN BY  
E. TANAKA  
 CHECKED BY  
G. WALKER  
 IN CHARGE  
R. COFFIN  
 DATE  
12/31/13

**RECORD SET 15%  
 DESIGN SUBMISSION**  
  
**NOT FOR  
 CONSTRUCTION**

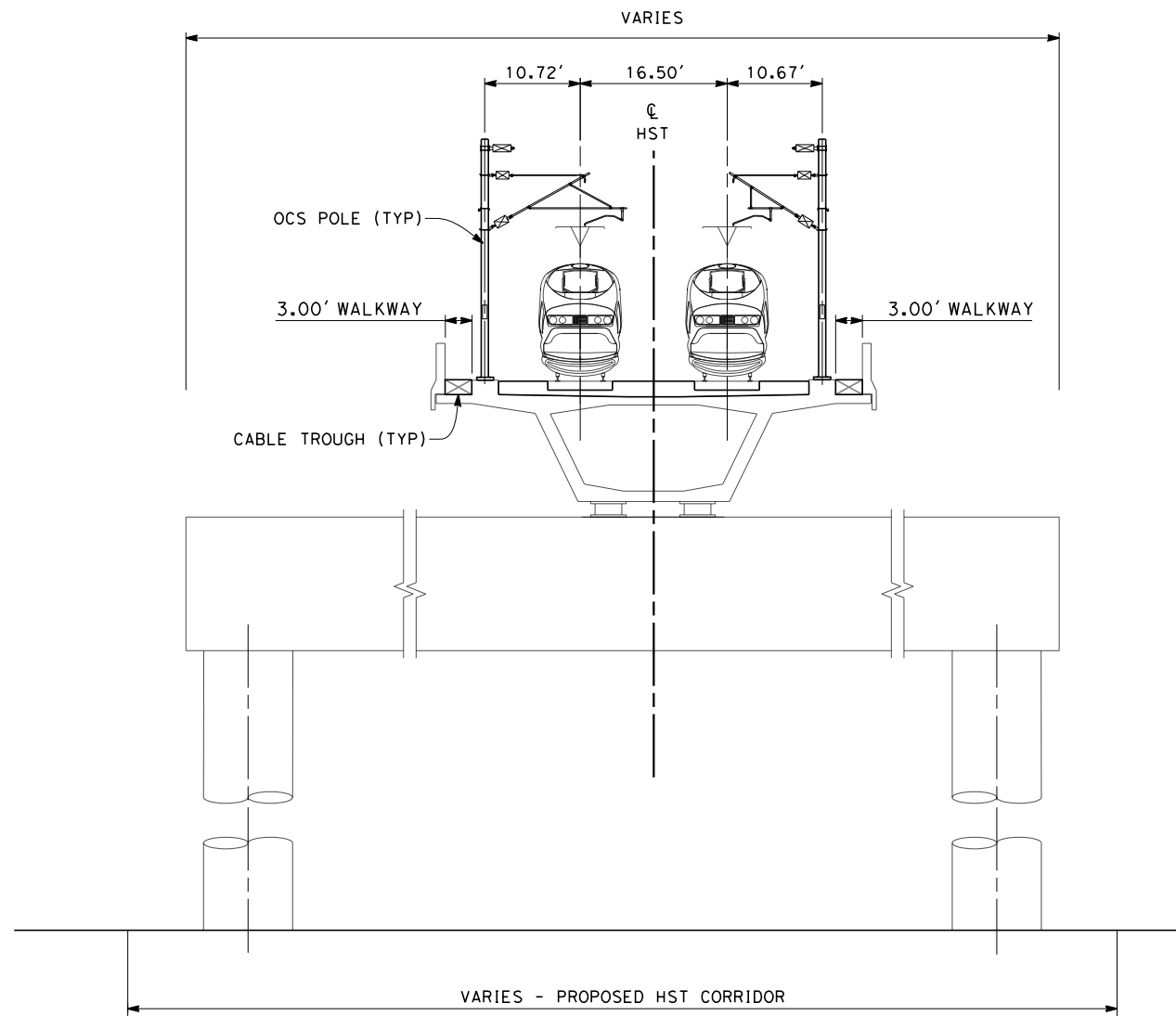


**CALIFORNIA HIGH-SPEED TRAIN PROJECT  
 FRESNO TO BAKERSFIELD**  
 BAKERSFIELD URBAN SUBSECTION  
 ALIGNMENT B2  
 TYPICAL SECTIONS

CONTRACT NO.  
HSR 06-0003  
 DRAWING NO.  
CB3804  
 SCALE  
AS SHOWN  
 SHEET NO.  
31 OF 35

NOTES:

1. TRACKFORM SHOWN IS INDICATIVE.
2. SUPERELEVATION IS NOT SHOWN. THE AMOUNT OF APPLIED SUPERELEVATION IS SHOWN IN THE CURVE DATA TABLES.
3. FOR STRUCTURE DIMENSIONS SEE STRUCTURAL CROSS SECTIONS.
4. FOR INTEGRAL STRADDLES REFER TO STRUCTURAL DRAWINGS.



**SECTION 5**

TWIN TRACK - STRADDLE BENT  
 STA 7011+14 THROUGH STA 7024+14  
 STA 7054+14 THROUGH STA 7058+94  
 STA 7082+84 THROUGH STA 7085+04  
 STA 7222+78 THROUGH STA 7229+60  
 STA 7291+28 THROUGH STA 7293+68  
 STA 7313+18 THROUGH STA 7314+38  
 STA 7321+98 THROUGH STA 7337+98  
 STA 7346+18 THROUGH STA 7349+78  
 STA 7357+18 THROUGH STA 7359+58  
 STA 7364+38 THROUGH STA 7367+98  
 STA 7371+48 THROUGH STA 7385+38



12/11/2013 6:52:07 PM c:\pwworking\hmm\external\paul.tonkin01-arup.com\dms69054\FB-CB-3805-B2.dgn paul.tonkin

REV	DATE	BY	CHK	APP	DESCRIPTION

DESIGNED BY  
J. ENRIQUEZ  
 DRAWN BY  
E. TANAKA  
 CHECKED BY  
G. WALKER  
 IN CHARGE  
R. COFFIN  
 DATE  
12/31/13

**RECORD SET 15%  
 DESIGN SUBMISSION**  
  
**NOT FOR  
 CONSTRUCTION**



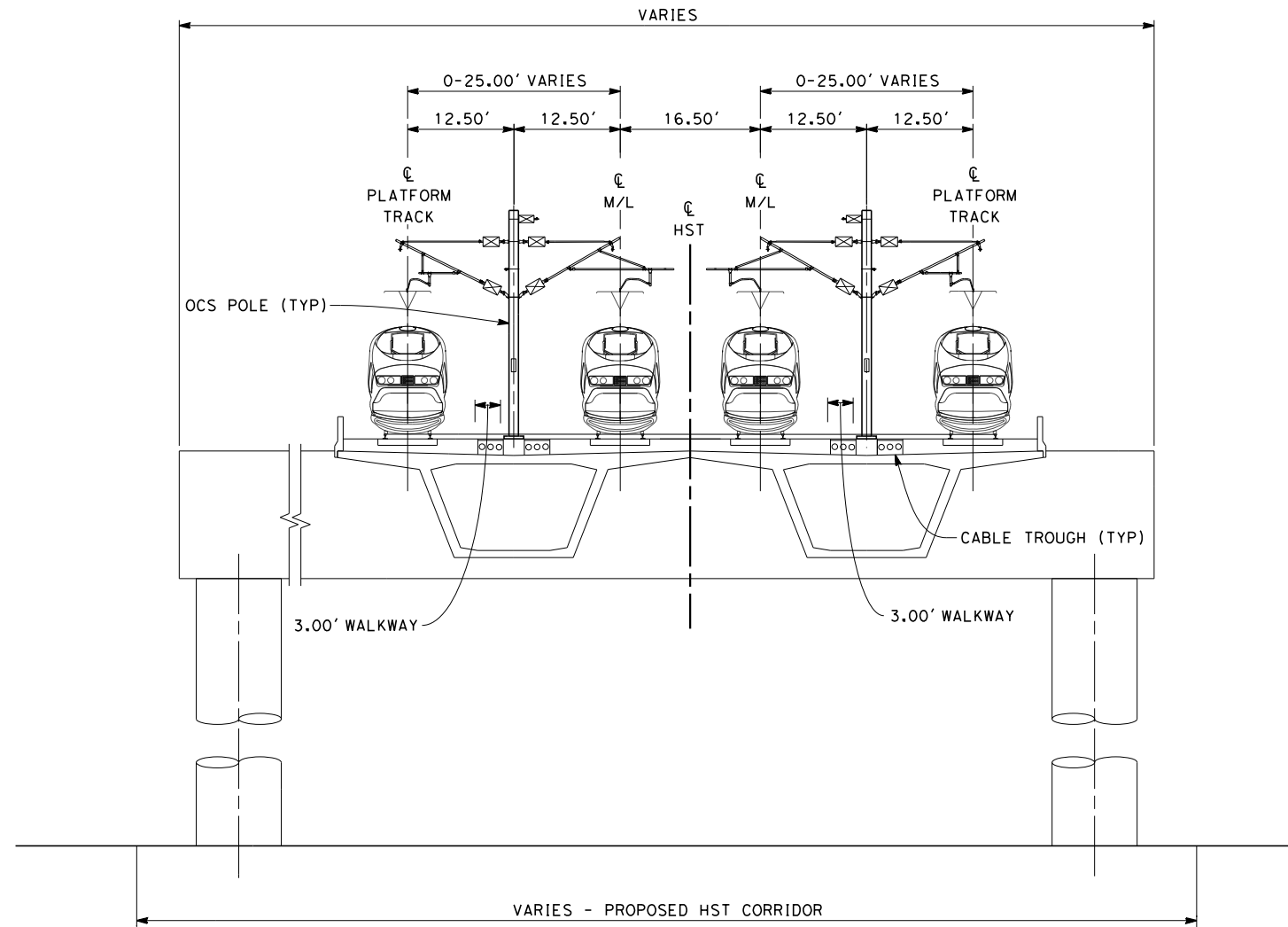
**CALIFORNIA HIGH-SPEED TRAIN PROJECT  
 FRESNO TO BAKERSFIELD**  
 BAKERSFIELD URBAN SUBSECTION  
 ALIGNMENT B2  
 TYPICAL SECTIONS

CONTRACT NO.  
HSR 06-0003  
 DRAWING NO.  
CB3805  
 SCALE  
AS SHOWN  
 SHEET NO.  
32 OF 35



NOTES:

1. TRACKFORM SHOWN IS INDICATIVE.
2. FOR STRUCTURE DIMENSIONS SEE STRUCTURAL CROSS SECTIONS.
3. SUPERELEVATION IS NOT SHOWN. THE AMOUNT OF APPLIED SUPERELEVATION IS SHOWN IN THE CURVE DATA TABLES.
4. DISTANCE BETWEEN TRACKS VARIES FROM 0.00' TO 25.00' THROUGH TURNOUT AND REVERSE TO PARALLEL.



**SECTION 6**

FOUR TRACK - INTEGRAL STRADDLE BENT  
 STA 7229+60 THROUGH STA 7235+68



12/11/2013 6:52:33 PM c:\pwworking\hmm\external\paul.tonkin01-arup.com\dms69054\FB-CB-3806-B2.dgn paul.tonkin

REV	DATE	BY	CHK	APP	DESCRIPTION

DESIGNED BY  
**J. ENRIQUEZ**  
 DRAWN BY  
**E. TANAKA**  
 CHECKED BY  
**G. WALKER**  
 IN CHARGE  
**R. COFFIN**  
 DATE  
**12/31/13**

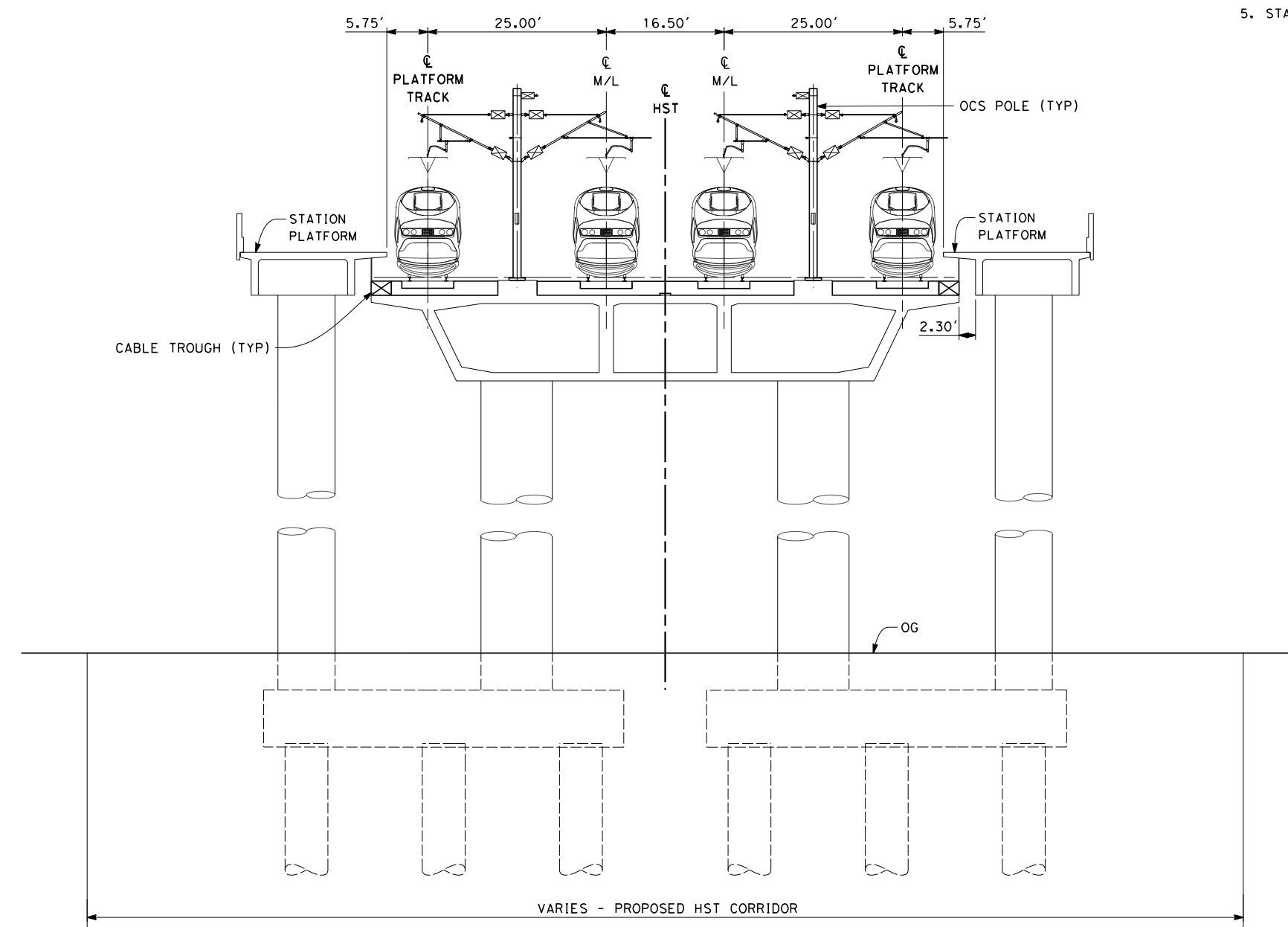
**RECORD SET 15%  
 DESIGN SUBMISSION**  
  
**NOT FOR  
 CONSTRUCTION**



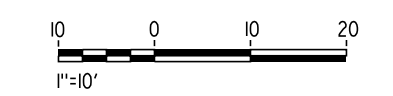
**CALIFORNIA HIGH-SPEED TRAIN PROJECT**  
**FRESNO TO BAKERSFIELD**  
 BAKERSFIELD URBAN SUBSECTION  
 ALIGNMENT B2  
 TYPICAL SECTIONS

CONTRACT NO.  
**HSR 06-0003**  
 DRAWING NO.  
**CB3806**  
 SCALE  
**AS SHOWN**  
 SHEET NO.  
**33 OF 35**

- NOTES:
1. TRACKFORM SHOWN IS INDICATIVE.
  2. FOR STRUCTURE DIMENSIONS SEE STRUCTURAL CROSS SECTIONS.
  3. SUPERELEVATION IS NOT SHOWN. THE AMOUNT OF APPLIED SUPERELEVATION IS SHOWN IN THE CURVE DATA TABLES.
  4. HST CORRIDOR WIDTH VARIES THROUGH THE STATION ACCORDING TO THE STATION FACILITIES PROVIDED. SEE STATION DRAWINGS FOR DETAILS.
  5. STATION PLATFORMS LOCATED BETWEEN STA 7252+55 TO STA 7266+65.



**SECTION 7**  
 FOUR TRACK - ELEVATED STATION  
 STA 7235+68 THROUGH STA 7266+65



12/11/2013 6:53:48 PM c:\pwworking\hmm\external\paul.tonkin01-arup.com\dms69054\FB-CB-3807-B2.dgn paul.tonkin

REV	DATE	BY	CHK	APP	DESCRIPTION

DESIGNED BY  
 J. ENRIQUEZ  
 DRAWN BY  
 E. TANAKA  
 CHECKED BY  
 G. WALKER  
 IN CHARGE  
 R. COFFIN  
 DATE  
 12/31/13

**RECORD SET 15%  
 DESIGN SUBMISSION**  
  
**NOT FOR  
 CONSTRUCTION**

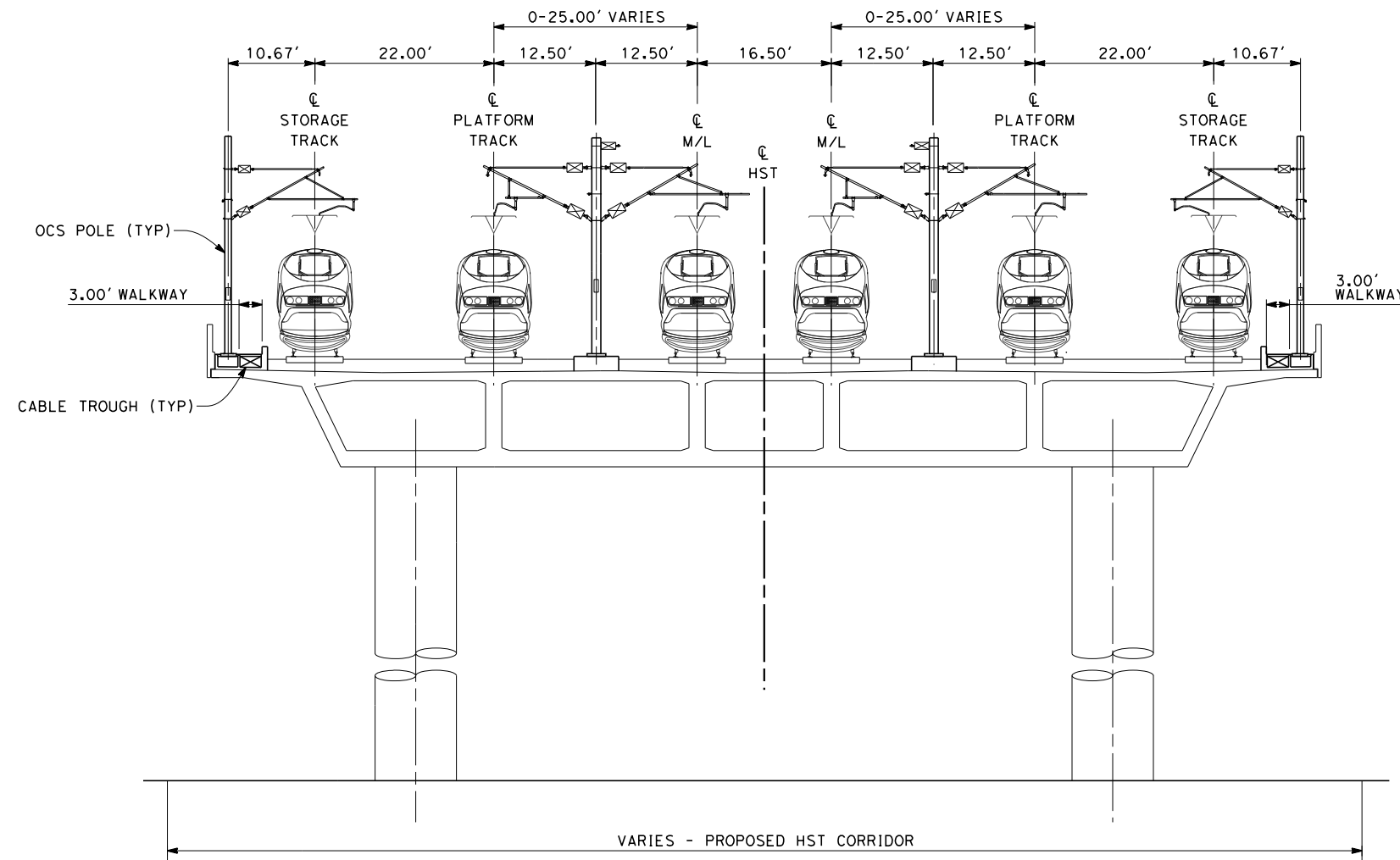


**CALIFORNIA HIGH-SPEED TRAIN PROJECT**  
**FRESNO TO BAKERSFIELD**  
 BAKERSFIELD URBAN SUBSECTION  
 ALIGNMENT B2  
 TYPICAL SECTIONS

CONTRACT NO.  
 HSR 06-0003  
 DRAWING NO.  
 CB3807  
 SCALE  
 AS SHOWN  
 SHEET NO.  
 34 OF 35

NOTES:

1. TRACKFORM SHOWN IS INDICATIVE.
2. FOR STRUCTURE DIMENSIONS SEE STRUCTURAL CROSS SECTIONS.
3. SUPERELEVATION IS NOT SHOWN. THE AMOUNT OF APPLIED SUPERELEVATION IS SHOWN IN THE CURVE DATA TABLES.
4. DISTANCE BETWEEN PLATFORM AND STORAGE TRACKS VARIES FROM 0.00' TO 22.00' THROUGH TURNOUT AND REVERSE TO PARALLEL.



**SECTION 8**

SIX TRACK - ELEVATED BOX GIRDER  
 STA 7266+65 THROUGH STA 7291+28



12/11/2013 6:55:16 PM c:\pwworking\hmm\external\paul.tonkin01-arup.com\dms69054\FB-CB-3808-B2.dgn paul.tonkin

REV	DATE	BY	CHK	APP	DESCRIPTION

DESIGNED BY  
**J. ENRIQUEZ**  
 DRAWN BY  
**E. TANAKA**  
 CHECKED BY  
**G. WALKER**  
 IN CHARGE  
**R. COFFIN**  
 DATE  
**12/31/13**

**RECORD SET 15%  
 DESIGN SUBMISSION**  
  
**NOT FOR  
 CONSTRUCTION**

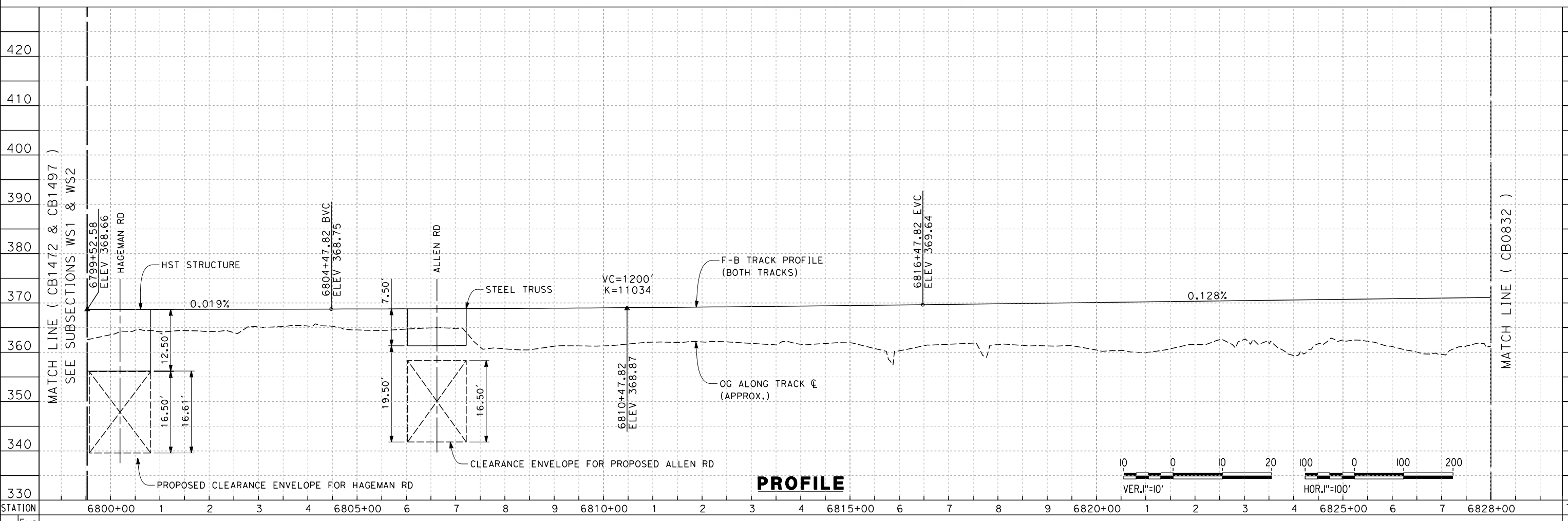
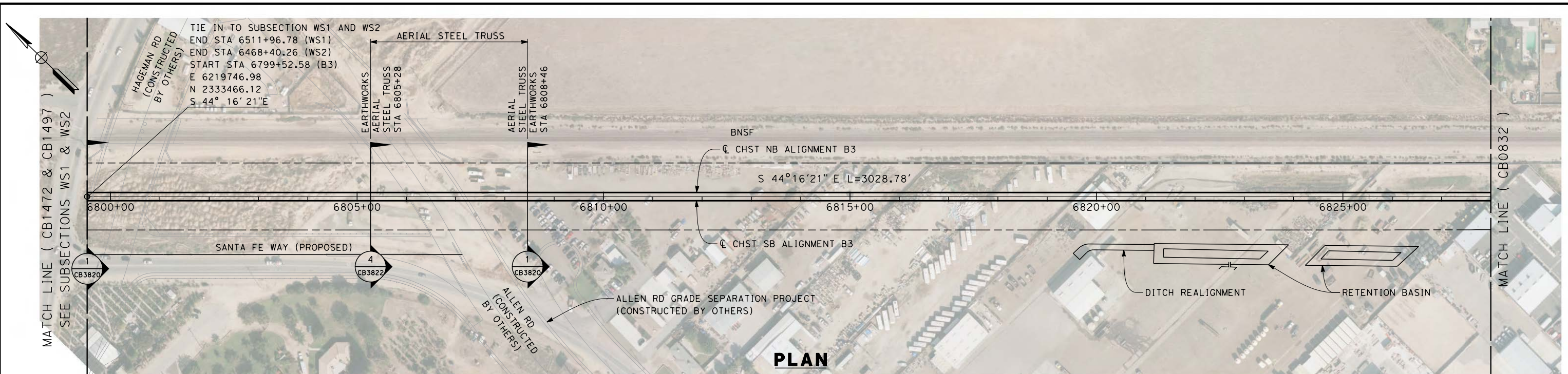


**CALIFORNIA HIGH-SPEED TRAIN PROJECT**  
**FRESNO TO BAKERSFIELD**  
 BAKERSFIELD URBAN SUBSECTION  
 ALIGNMENT B2  
 TYPICAL SECTIONS

CONTRACT NO.  
 HSR 06-0003  
 DRAWING NO.  
 CB3808  
 SCALE  
 AS SHOWN  
 SHEET NO.  
 35 OF 35



12/12/2013 3:47:11 PM c:\pwworking\hmm\external\emma.raynor-arup.com\dms70627\FB-CB-0831.dgn emma.raynor



REV	DATE	BY	CHK	APP	DESCRIPTION

DESIGNED BY  
J. ENRIQUEZ

DRAWN BY  
E. TANAKA

CHECKED BY  
G. WALKER

IN CHARGE  
R. COFFIN

DATE  
12/31/13

**RECORD SET 15%  
DESIGN SUBMISSION**

**NOT FOR  
CONSTRUCTION**



**CALIFORNIA HIGH-SPEED TRAIN PROJECT  
FRESNO TO BAKERSFIELD**

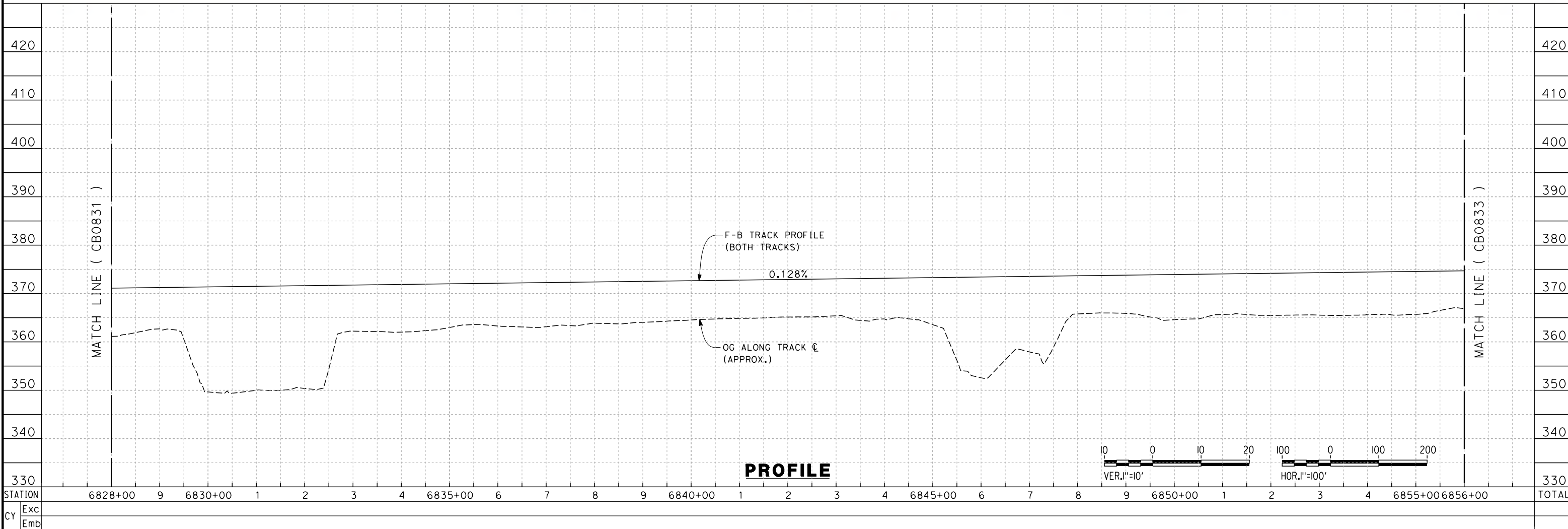
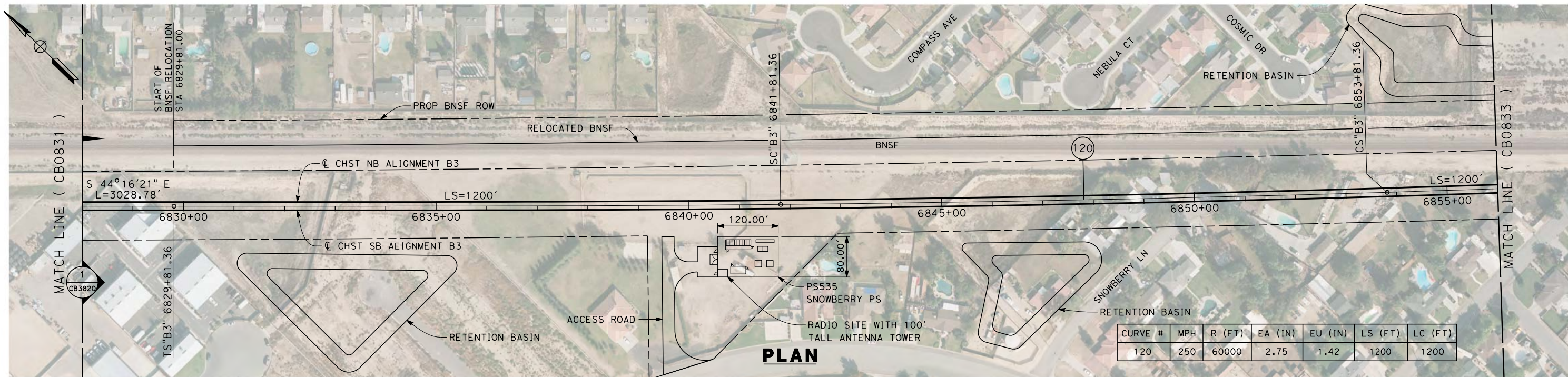
BAKERSFIELD URBAN SUBSECTION  
ALIGNMENT B3  
STA. 6798+52.58 TO 6828+00  
PLAN AND PROFILE

CONTRACT NO.  
HSR-06-0003

DRAWING NO.  
CB0831

SCALE  
AS SHOWN

SHEET NO.  
2 OF 31



c:\pwworking\hmm\external\josue.enriquez-arup.com\dms70627\FB-CB-0832.dgn 12/11/2013 9:18:19 AM josue.enriquez

REV	DATE	BY	CHK	APP	DESCRIPTION

DESIGNED BY  
J. ENRIQUEZ  
DRAWN BY  
E. TANAKA  
CHECKED BY  
G. WALKER  
IN CHARGE  
R. COFFIN  
DATE  
12/31/13

**RECORD SET 15%  
DESIGN SUBMISSION**

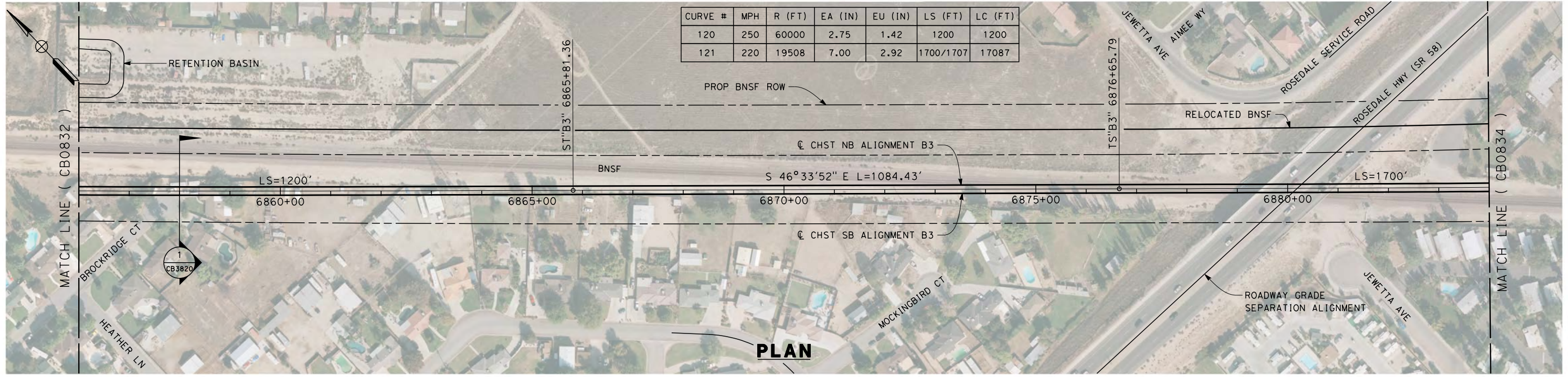
**NOT FOR  
CONSTRUCTION**



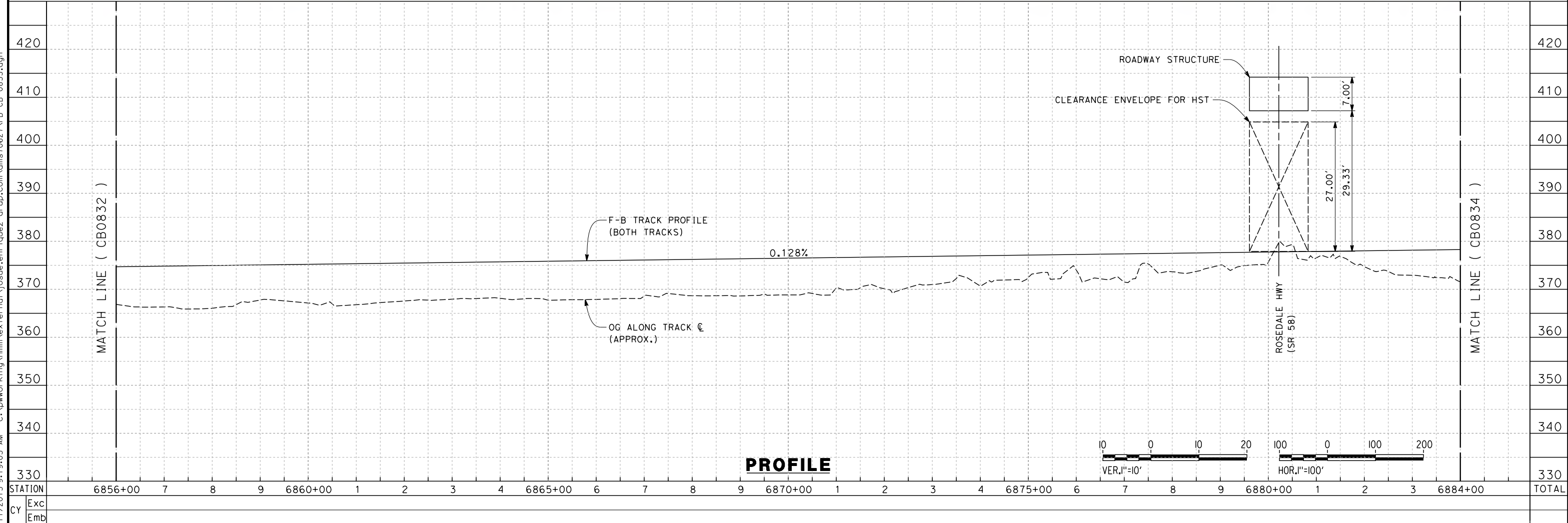
**CALIFORNIA HIGH-SPEED TRAIN PROJECT  
FRESNO TO BAKERSFIELD**  
BAKERSFIELD URBAN SUBSECTION  
ALIGNMENT B3  
STA. 6828+00 TO 6856+00  
PLAN AND PROFILE

CONTRACT NO.  
HSR 06-0003  
DRAWING NO.  
CB0832  
SCALE  
AS SHOWN  
SHEET NO.  
3 OF 31

CURVE #	MPH	R (FT)	EA (IN)	EU (IN)	LS (FT)	LC (FT)
120	250	60000	2.75	1.42	1200	1200
121	220	19508	7.00	2.92	1700/1707	17087



c:\pwworking\hmm\external\josue.enriquez-arup.com\dms70627\FB-CB-0833.dgn 12/11/2013 9:19:03 AM josue.enriquez



REV	DATE	BY	CHK	APP	DESCRIPTION

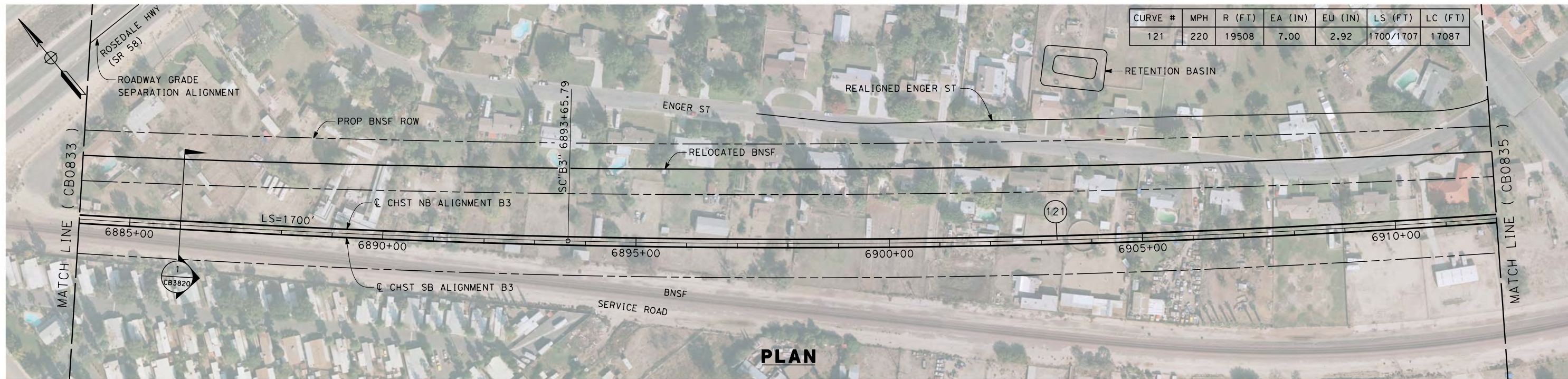
DESIGNED BY  
J. ENRIQUEZ  
DRAWN BY  
E. TANAKA  
CHECKED BY  
G. WALKER  
IN CHARGE  
R. COFFIN  
DATE  
12/31/13

**RECORD SET 15%  
DESIGN SUBMISSION**  
  
**NOT FOR  
CONSTRUCTION**

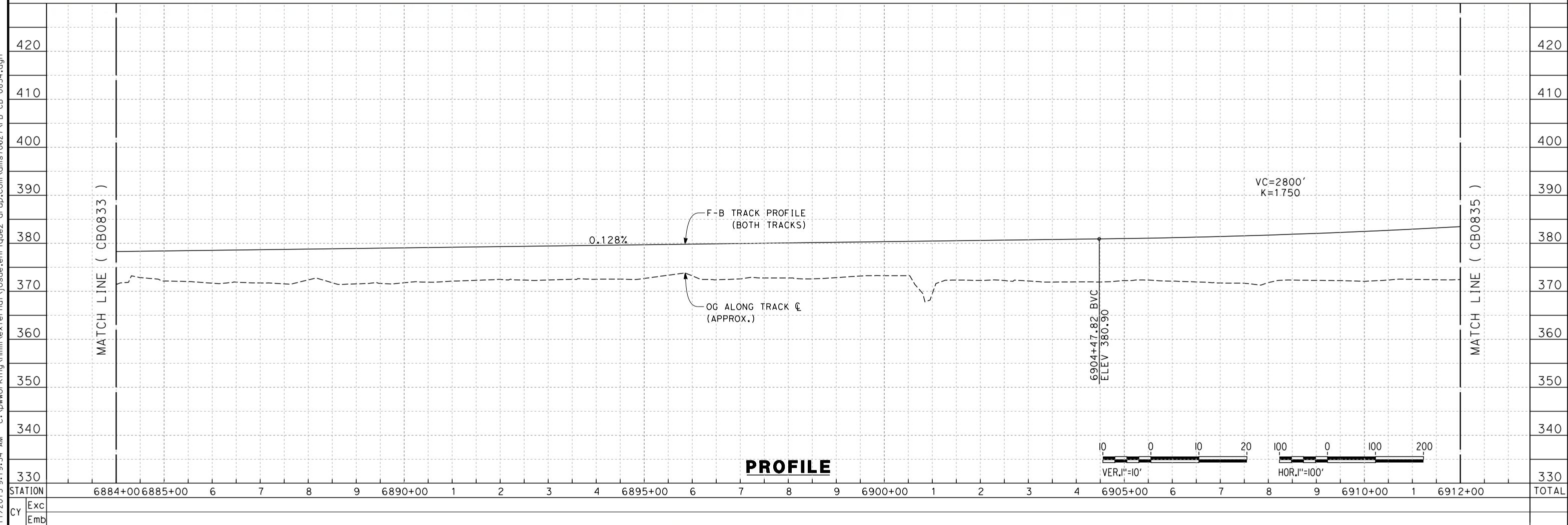


**CALIFORNIA HIGH-SPEED TRAIN PROJECT  
FRESNO TO BAKERSFIELD**  
BAKERSFIELD URBAN SUBSECTION  
ALIGNMENT B3  
STA. 6856+00 TO 6884+00  
PLAN AND PROFILE

CONTRACT NO.  
HSR 06-0003  
DRAWING NO.  
CB0833  
SCALE  
AS SHOWN  
SHEET NO.  
4 OF 31



**PLAN**



**PROFILE**

c:\pwworking\hmm\external\josue.enriquez-arup.com\dms70627\FB-CB-0834.dgn

REV	DATE	BY	CHK	APP	DESCRIPTION

DESIGNED BY  
J. ENRIQUEZ  
DRAWN BY  
E. TANAKA  
CHECKED BY  
G. WALKER  
IN CHARGE  
R. COFFIN  
DATE  
12/31/13

**RECORD SET 15%  
DESIGN SUBMISSION**

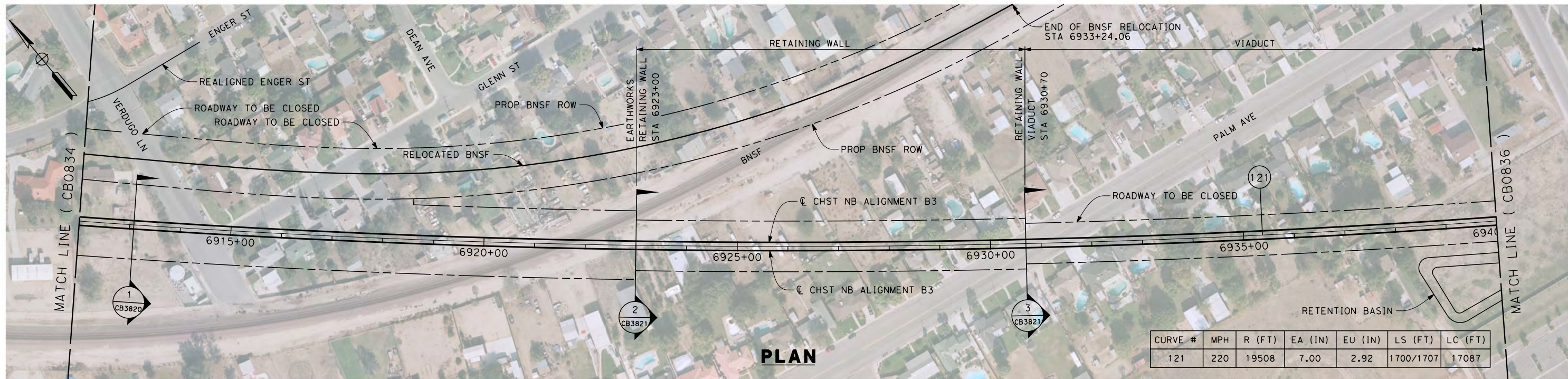
**NOT FOR  
CONSTRUCTION**



**CALIFORNIA HIGH-SPEED TRAIN PROJECT  
FRESNO TO BAKERSFIELD**  
BAKERSFIELD URBAN SUBSECTION  
ALIGNMENT B3  
STA. 6884+00 TO 6912+00  
PLAN AND PROFILE

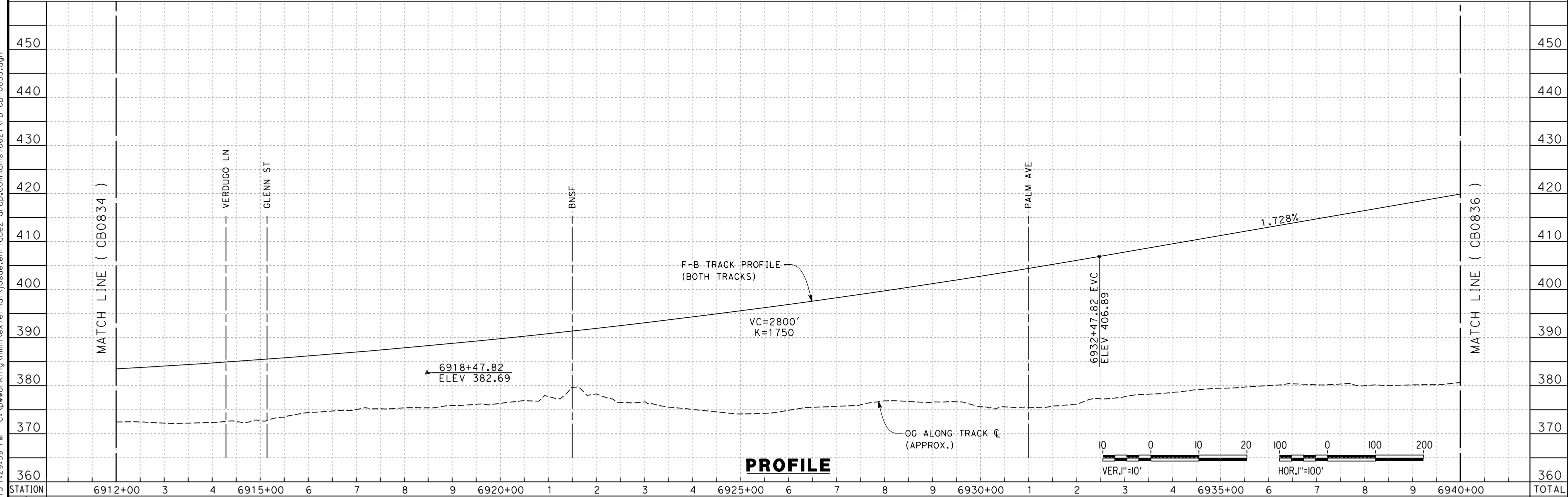
CONTRACT NO.  
HSR 06-0003  
DRAWING NO.  
CB0834  
SCALE  
AS SHOWN  
SHEET NO.  
5 OF 31





CURVE #	MPH	R (FT)	EA (IN)	EU (IN)	LS (FT)	LC (FT)
121	220	19508	7.00	2.92	1700/1707	17087

**PLAN**



**PROFILE**

STATION	6912+00	3	4	6915+00	6	7	8	9	6920+00	1	2	3	4	6925+00	6	7	8	9	6930+00	1	2	3	4	6935+00	6	7	8	9	6940+00	TOTAL
Exc																														
Emb																														

REV	DATE	BY	CHK	APP	DESCRIPTION

DESIGNED BY  
J. ENRIQUEZ  
DRAWN BY  
E. TANAKA  
CHECKED BY  
G. WALKER  
IN CHARGE  
R. COFFIN  
DATE  
12/31/13

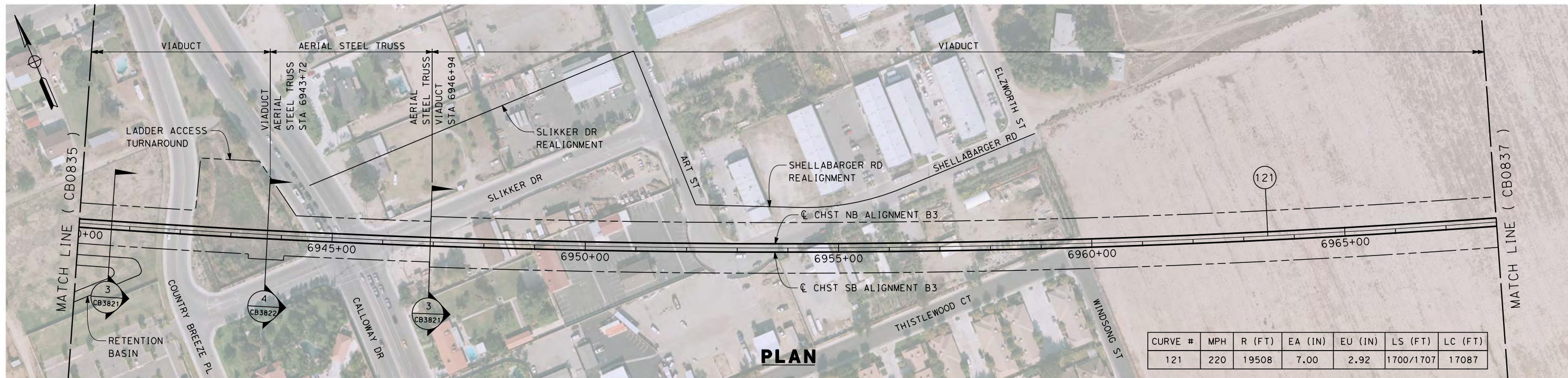
**RECORD SET 15%  
DESIGN SUBMISSION**  
  
**NOT FOR  
CONSTRUCTION**



**CALIFORNIA HIGH-SPEED TRAIN PROJECT  
FRESNO TO BAKERSFIELD**  
BAKERSFIELD URBAN SUBSECTION  
ALIGNMENT B3  
STA. 6912+00 TO 6940+00  
PLAN AND PROFILE

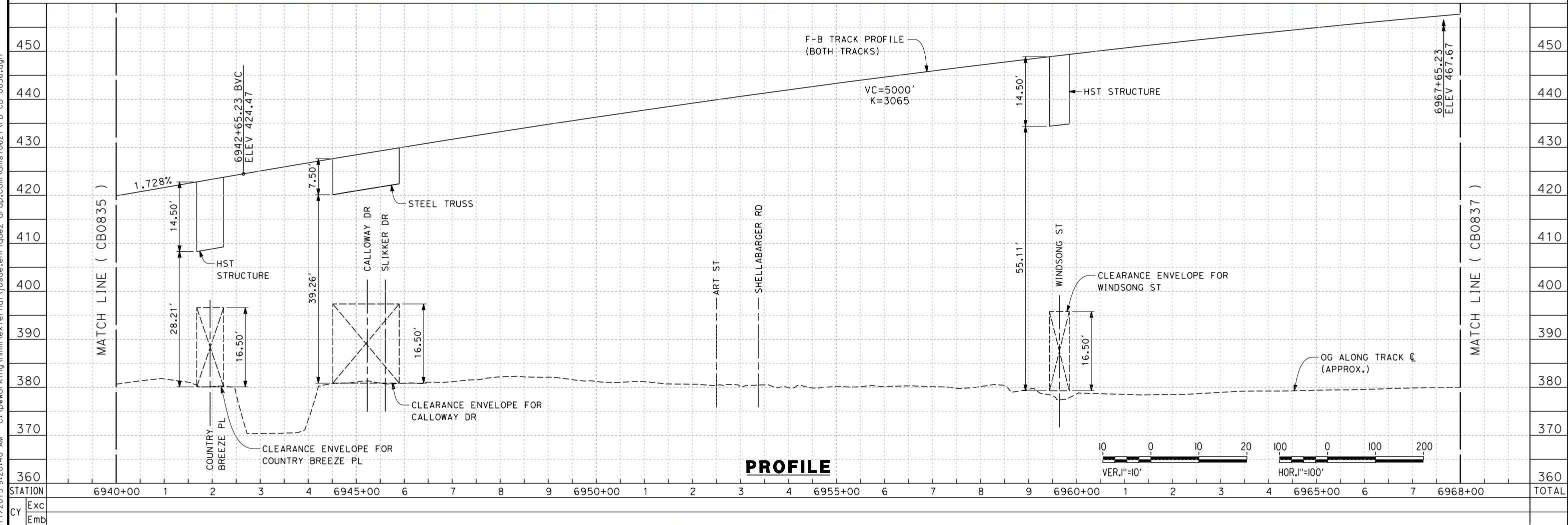
CONTRACT NO.  
HSR 06-0003  
DRAWING NO.  
CB0835  
SCALE  
AS SHOWN  
SHEET NO.  
6 OF 31

c:\pwworking\hmm\external\josue.enriquez-arup.com\dms70627\FB-CB-0835.dgn 12/12/2013 1:29:39 PM josue.enriquez



CURVE #	MPH	R (FT)	EA (IN)	EU (IN)	LS (FT)	LC (FT)
121	220	19508	7.00	2.92	1700/1707	17087

**PLAN**



**PROFILE**

REV	DATE	BY	CHK	APP	DESCRIPTION

DESIGNED BY  
J. ENRIQUEZ  
DRAWN BY  
E. TANAKA  
CHECKED BY  
G. WALKER  
IN CHARGE  
R. COFFIN  
DATE  
12/31/13

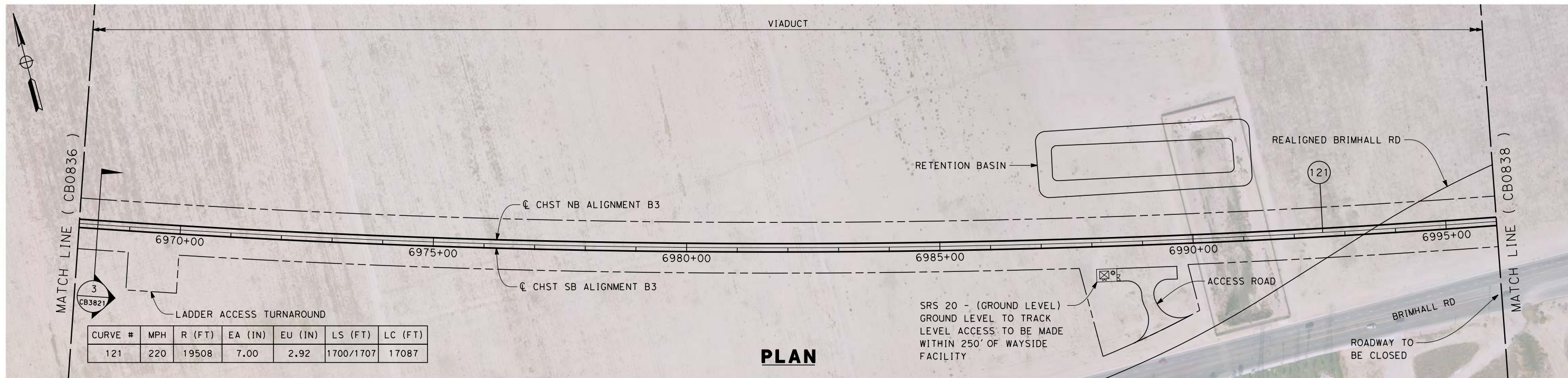
**RECORD SET 15%  
DESIGN SUBMISSION**  
  
**NOT FOR  
CONSTRUCTION**



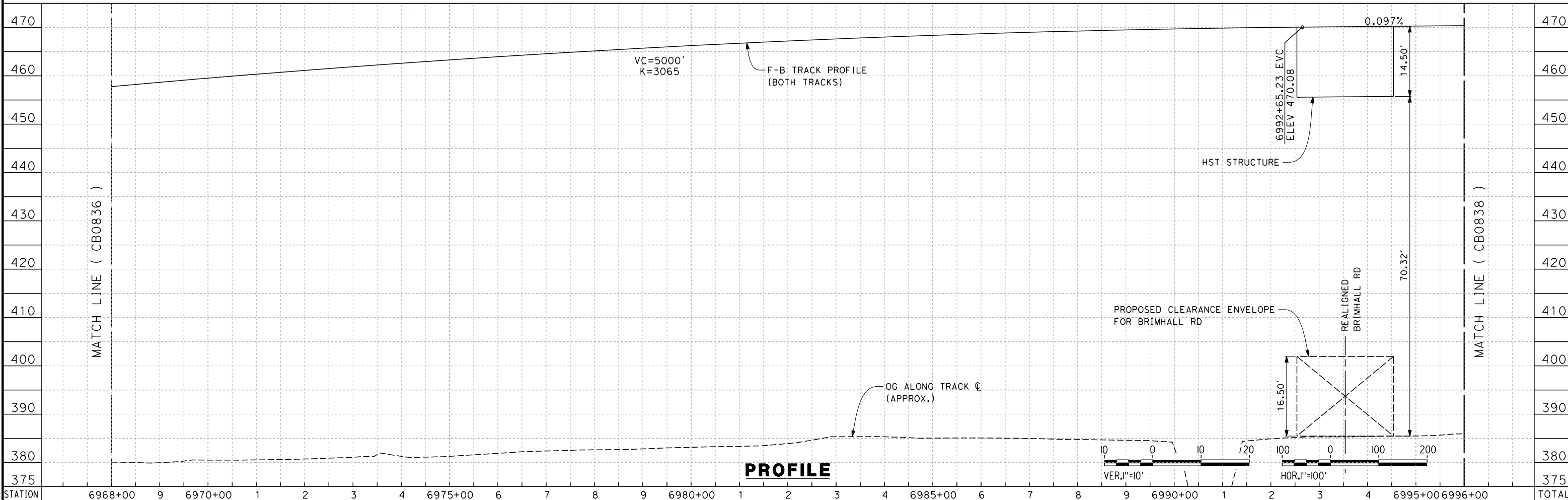
**CALIFORNIA HIGH-SPEED TRAIN PROJECT  
FRESNO TO BAKERSFIELD**  
BAKERSFIELD URBAN SUBSECTION  
ALIGNMENT B3  
STA. 6940+00 TO 6968+00  
PLAN AND PROFILE

CONTRACT NO.  
HSR 06-0003  
DRAWING NO.  
CB0836  
SCALE  
AS SHOWN  
SHEET NO.  
7 OF 31

c:\pwworking\hmm\external\josue.enr\quez-arup.com\dms70627\FB-CB-0836.dgn 12/11/2013 9:20:40 AM



**PLAN**



**PROFILE**

STATION	6968+00	9	6970+00	1	2	3	4	6975+00	6	7	8	9	6980+00	1	2	3	4	6985+00	6	7	8	9	6990+00	1	2	3	4	6995+00	6996+00	TOTAL
Exc																														
Emb																														

REV	DATE	BY	CHK	APP	DESCRIPTION

DESIGNED BY  
J. ENRIQUEZ  
DRAWN BY  
E. TANAKA  
CHECKED BY  
G. WALKER  
IN CHARGE  
R. COFFIN  
DATE  
12/31/13

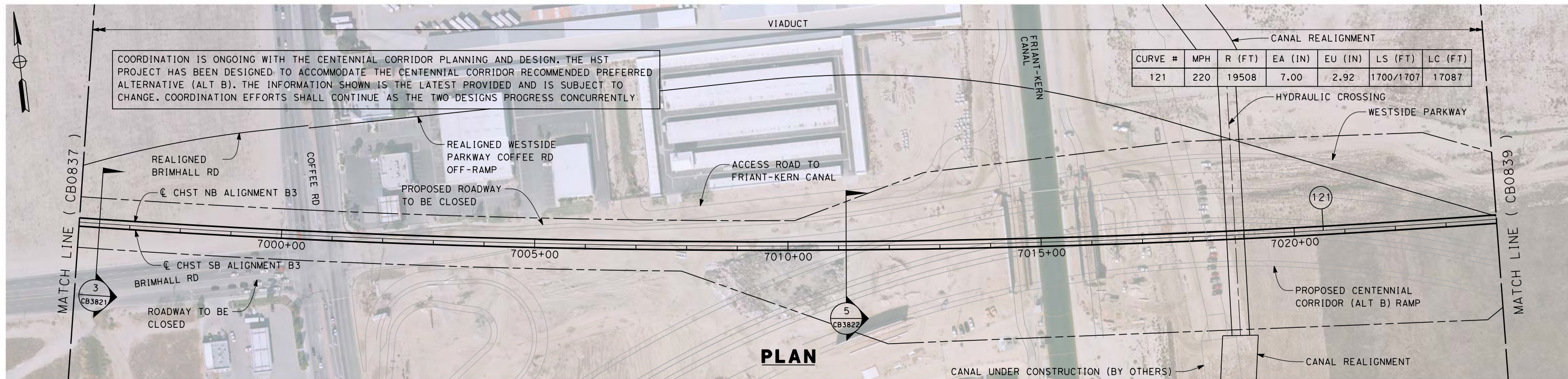
**RECORD SET 15%  
DESIGN SUBMISSION**  
  
**NOT FOR  
CONSTRUCTION**



**CALIFORNIA HIGH-SPEED TRAIN PROJECT  
FRESNO TO BAKERSFIELD**  
BAKERSFIELD URBAN SUBSECTION  
ALIGNMENT B3  
STA. 6968+00 TO 6996+00  
PLAN AND PROFILE

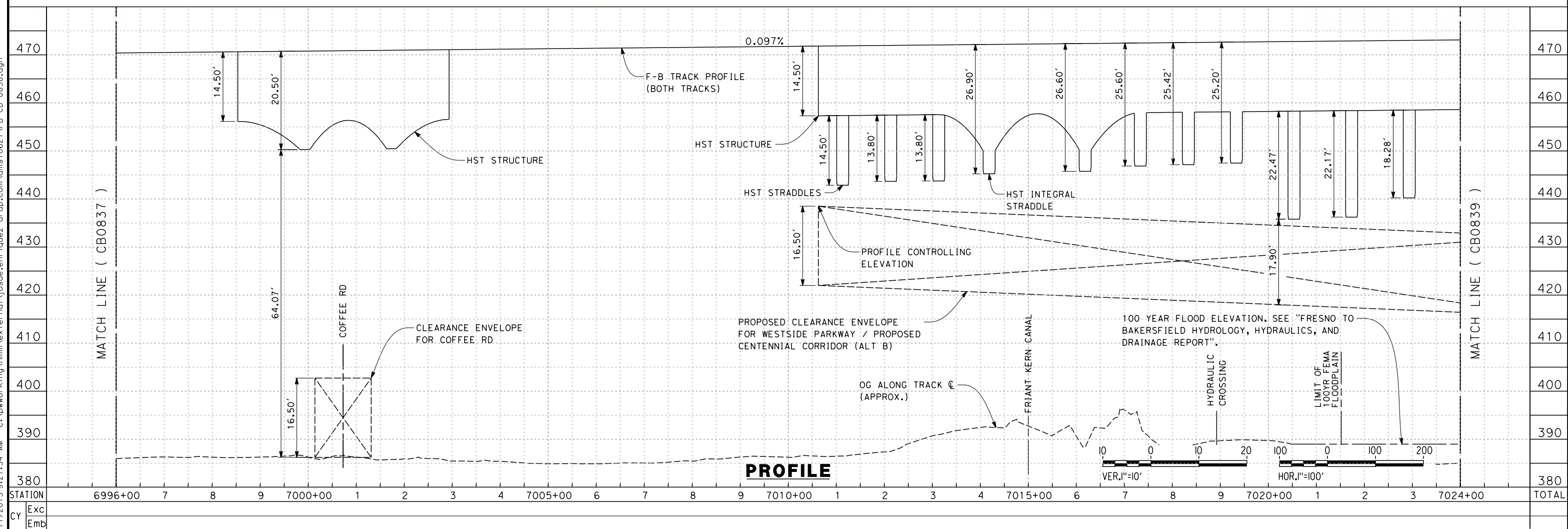
CONTRACT NO.  
HSR 06-0003  
DRAWING NO.  
CB0837  
SCALE  
AS SHOWN  
SHEET NO.  
8 OF 31

c:\pwworking\hmm\external\josue.enriquez-arup.com\dms70627\FB-CB-0837.dgn 12/11/2013 9:21:07 AM josue.enriquez



COORDINATION IS ONGOING WITH THE CENTENNIAL CORRIDOR PLANNING AND DESIGN. THE HST PROJECT HAS BEEN DESIGNED TO ACCOMMODATE THE CENTENNIAL CORRIDOR RECOMMENDED PREFERRED ALTERNATIVE (ALT B). THE INFORMATION SHOWN IS THE LATEST PROVIDED AND IS SUBJECT TO CHANGE. COORDINATION EFFORTS SHALL CONTINUE AS THE TWO DESIGNS PROGRESS CONCURRENTLY

**PLAN**



**PROFILE**

REV	DATE	BY	CHK	APP	DESCRIPTION

DESIGNED BY  
J. ENRIQUEZ  
DRAWN BY  
E. TANAKA  
CHECKED BY  
G. WALKER  
IN CHARGE  
R. COFFIN  
DATE  
12/31/13

**RECORD SET 15%  
DESIGN SUBMISSION**  
  
**NOT FOR  
CONSTRUCTION**



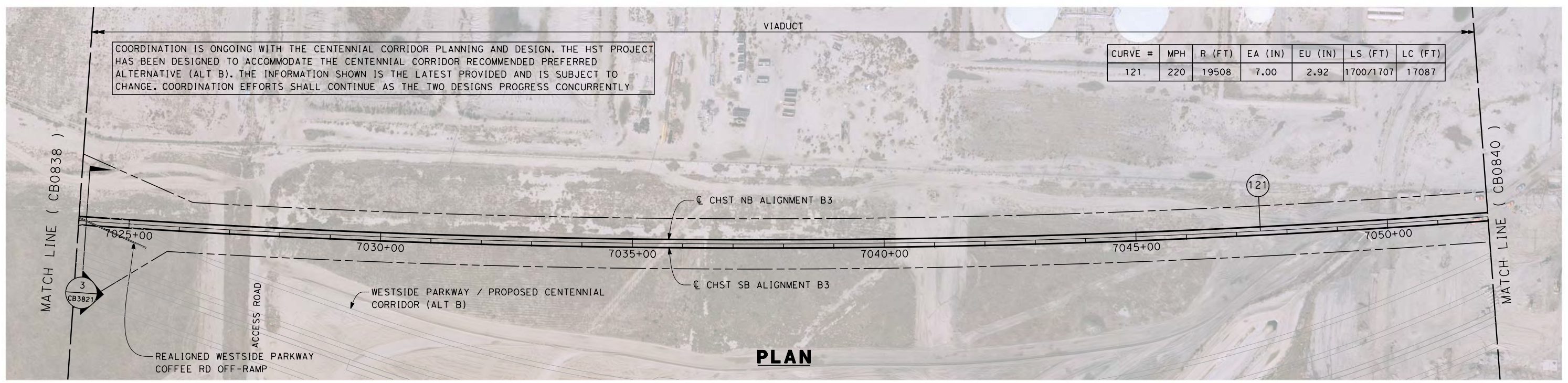
**CALIFORNIA HIGH-SPEED TRAIN PROJECT  
FRESNO TO BAKERSFIELD**  
BAKERSFIELD URBAN SUBSECTION  
ALIGNMENT B3  
STA. 6996+00 TO 7024+00  
PLAN AND PROFILE

CONTRACT NO.  
HSR 06-0003  
DRAWING NO.  
CB0838  
SCALE  
AS SHOWN  
SHEET NO.  
9 OF 31

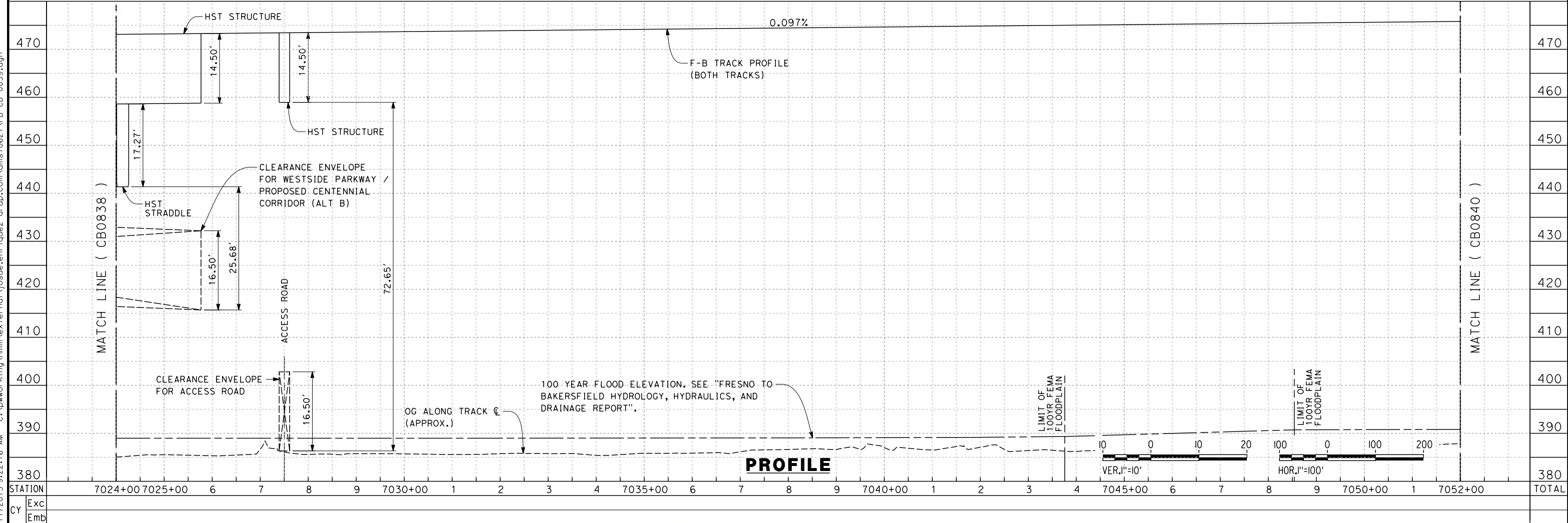
j:\osue\_enr\12112013\_9:21:34 AM c:\pwworking\hmm\external\josue.enr\12112013\_9:21:34 AM\dms70627\FB-CB-0838.dgn

COORDINATION IS ONGOING WITH THE CENTENNIAL CORRIDOR PLANNING AND DESIGN. THE HST PROJECT HAS BEEN DESIGNED TO ACCOMMODATE THE CENTENNIAL CORRIDOR RECOMMENDED PREFERRED ALTERNATIVE (ALT B). THE INFORMATION SHOWN IS THE LATEST PROVIDED AND IS SUBJECT TO CHANGE. COORDINATION EFFORTS SHALL CONTINUE AS THE TWO DESIGNS PROGRESS CONCURRENTLY

CURVE #	MPH	R (FT)	EA (IN)	EU (IN)	LS (FT)	LC (FT)
121	220	19508	7.00	2.92	1700/1707	17087



**PLAN**



**PROFILE**

REV	DATE	BY	CHK	APP	DESCRIPTION

DESIGNED BY  
J. ENRIQUEZ  
DRAWN BY  
E. TANAKA  
CHECKED BY  
G. WALKER  
IN CHARGE  
R. COFFIN  
DATE  
12/31/13

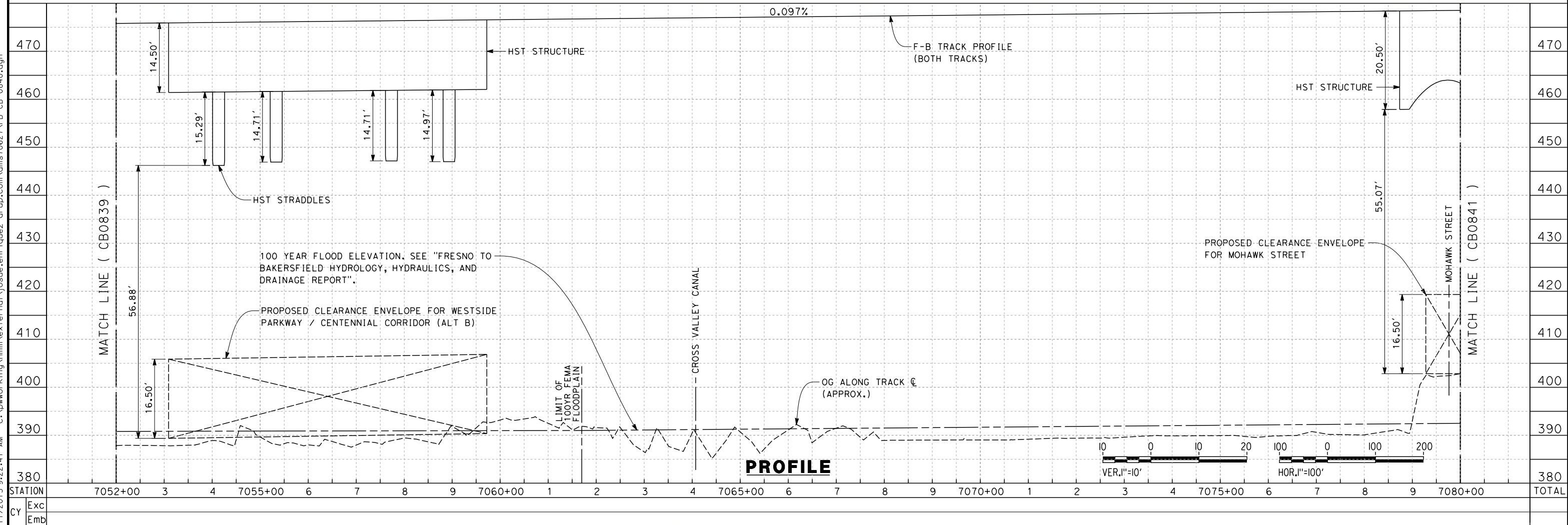
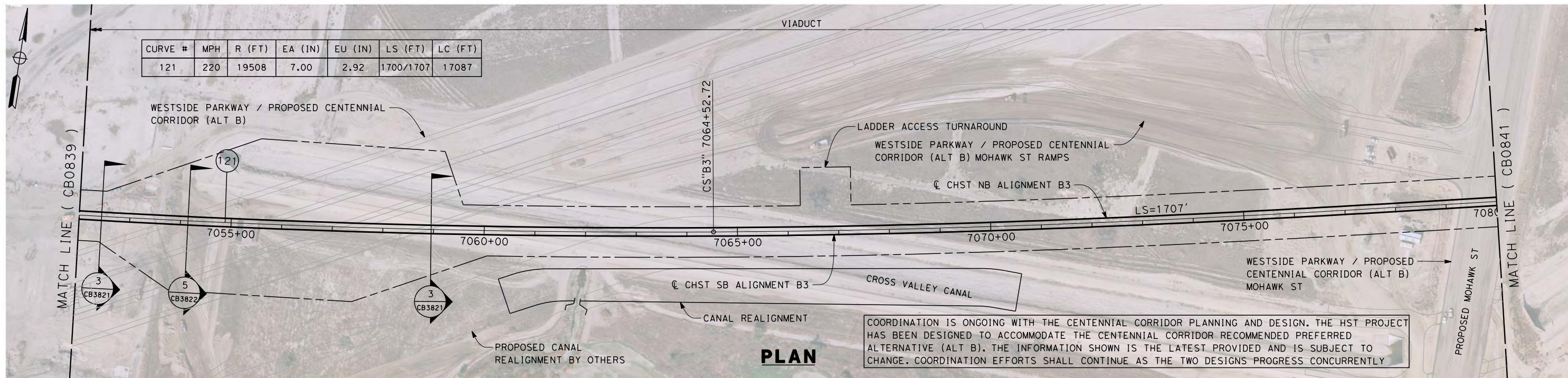
**RECORD SET 15%  
DESIGN SUBMISSION**  
  
**NOT FOR  
CONSTRUCTION**



**CALIFORNIA HIGH-SPEED TRAIN PROJECT  
FRESNO TO BAKERSFIELD**  
BAKERSFIELD URBAN SUBSECTION  
ALIGNMENT B3  
STA. 7024+00 TO 7052+00  
PLAN AND PROFILE

CONTRACT NO.  
HSR 06-0003  
DRAWING NO.  
CB0839  
SCALE  
AS SHOWN  
SHEET NO.  
10 OF 31

c:\pwworking\hmm\external\josue.enriquez-arup.com\dms70627\FB-CB-0839.dgn 12/11/2013 9:22:16 AM josue.enriquez



c:\pwworking\hmm\external\josue.enr\quez-ar-up.com\dms70627\FB-CB-0840.dgn 12/11/2013 9:22:41 AM josue.enr\quez

REV	DATE	BY	CHK	APP	DESCRIPTION

DESIGNED BY  
J. ENRIQUEZ

DRAWN BY  
E. TANAKA

CHECKED BY  
G. WALKER

IN CHARGE  
R. COFFIN

DATE  
12/31/13

**RECORD SET 15%  
DESIGN SUBMISSION**

**NOT FOR  
CONSTRUCTION**



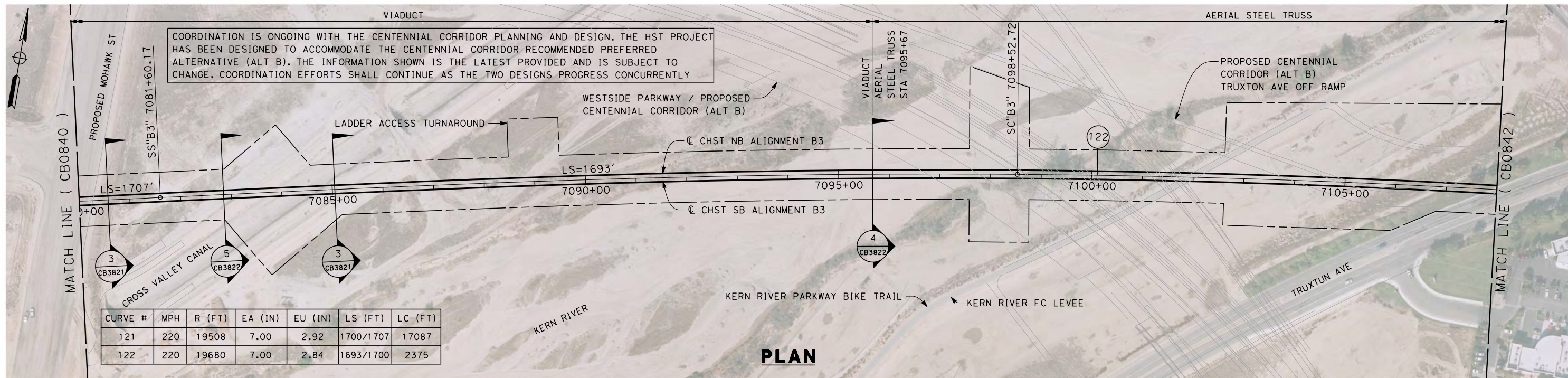
**CALIFORNIA HIGH-SPEED TRAIN PROJECT**  
**FRESNO TO BAKERSFIELD**  
 BAKERSFIELD URBAN SUBSECTION  
 ALIGNMENT B3  
 STA. 7052+00 TO 7080+00  
 PLAN AND PROFILE

CONTRACT NO.  
HSR-06-0003

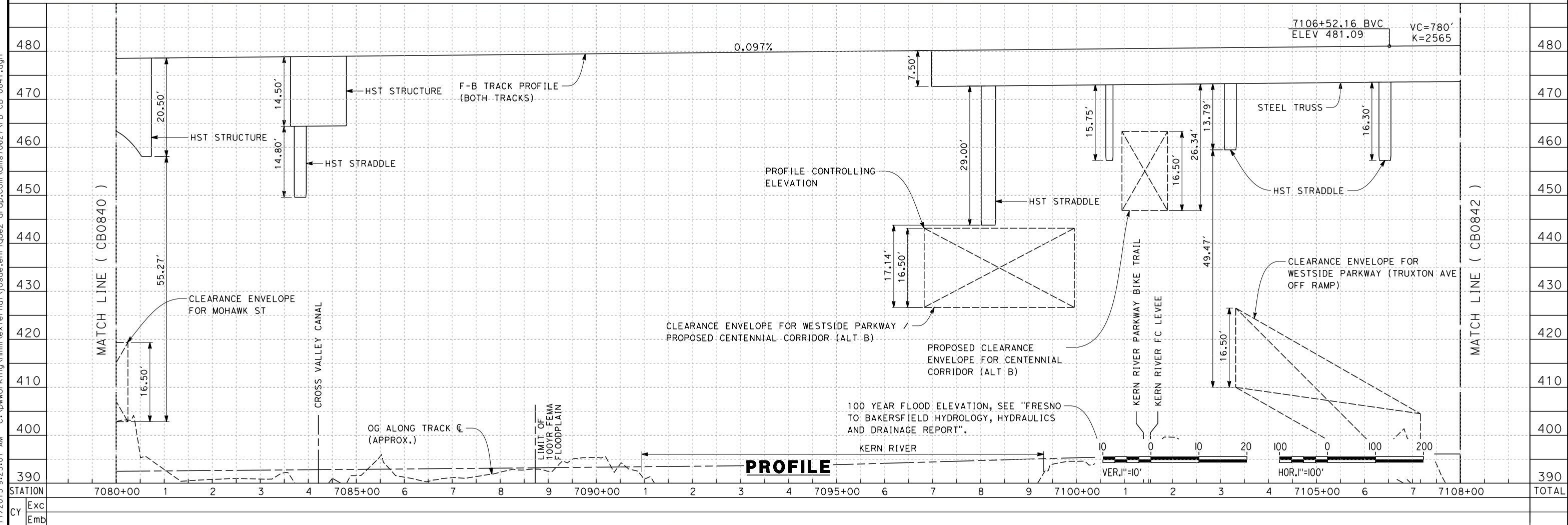
DRAWING NO.  
CB0840

SCALE  
AS SHOWN

SHEET NO.  
11 OF 31



**PLAN**



**PROFILE**

REV	DATE	BY	CHK	APP	DESCRIPTION

DESIGNED BY  
J. ENRIQUEZ  
DRAWN BY  
E. TANAKA  
CHECKED BY  
G. WALKER  
IN CHARGE  
R. COFFIN  
DATE  
12/31/13

**RECORD SET 15%  
DESIGN SUBMISSION**

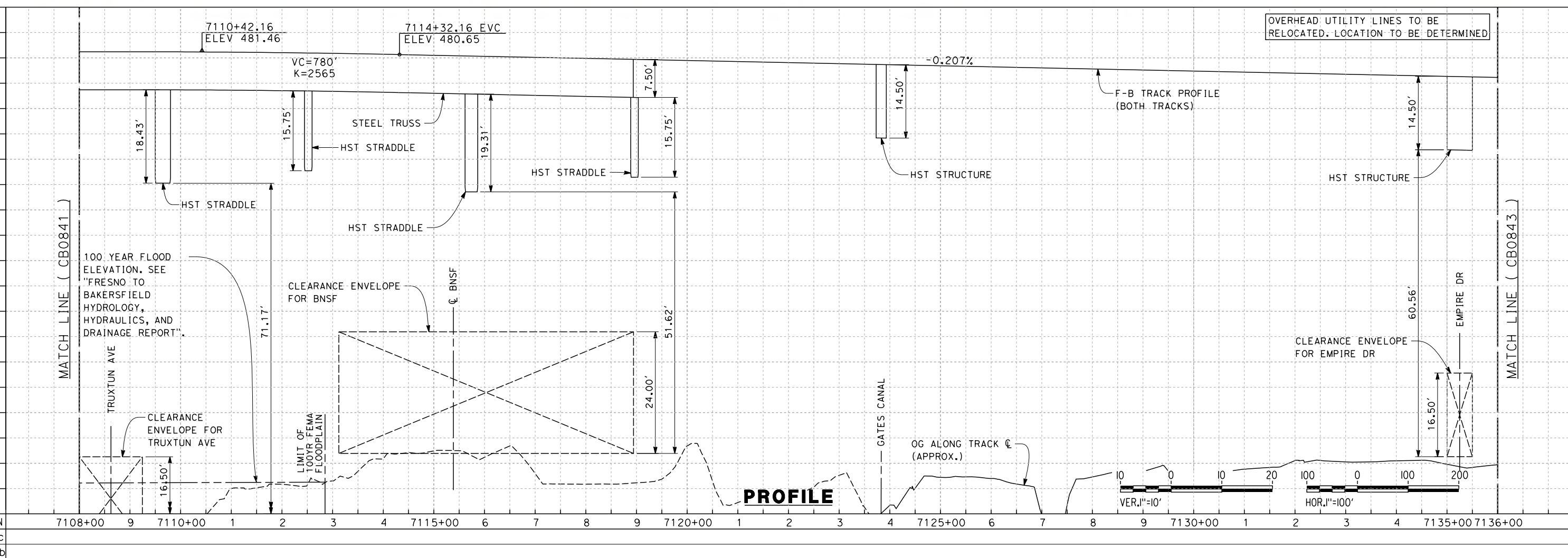
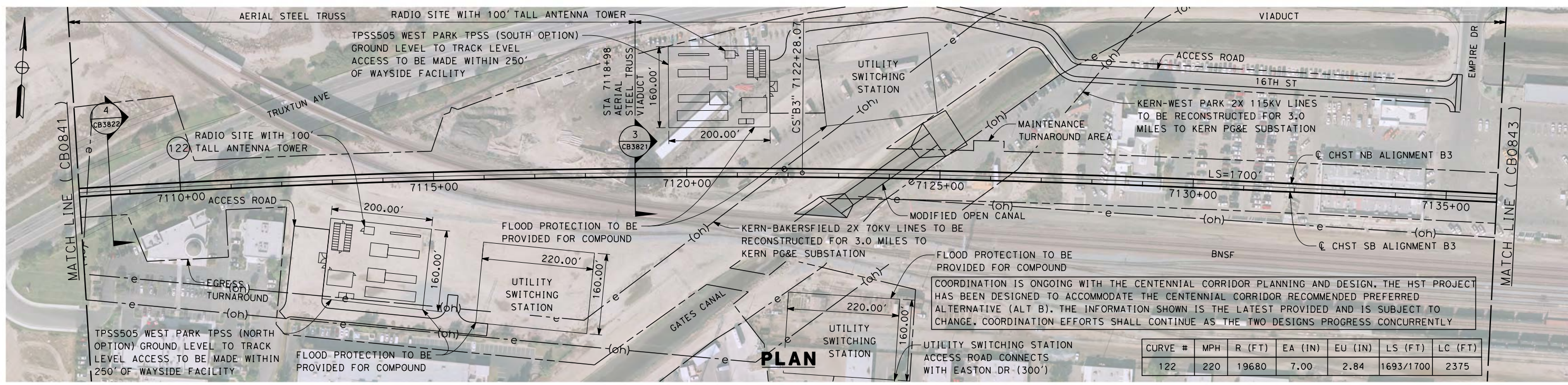
**NOT FOR  
CONSTRUCTION**



**CALIFORNIA HIGH-SPEED TRAIN PROJECT  
FRESNO TO BAKERSFIELD**  
BAKERSFIELD URBAN SUBSECTION  
ALIGNMENT B3  
STA. 7080+00 TO 7108+00  
PLAN AND PROFILE

CONTRACT NO.  
HSR 06-003  
DRAWING NO.  
CB0841  
SCALE  
AS SHOWN  
SHEET NO.  
12 OF 31

c:\pwworking\hmm\external\josue.enrriquez-arup.com\dms70627\FB-CB-0841.dgn 12/11/2013 9:23:07 AM josue.enrriquez



c:\pwworking\hmm\external\josue.enr\quez-arup.com\dms70627\FB-CB-0842.dgn

REV	DATE	BY	CHK	APP	DESCRIPTION

DESIGNED BY  
J. ENRIQUEZ  
DRAWN BY  
E. TANAKA  
CHECKED BY  
G. WALKER  
IN CHARGE  
R. COFFIN  
DATE  
12/31/13

**RECORD SET 15%  
DESIGN SUBMISSION**

**NOT FOR  
CONSTRUCTION**

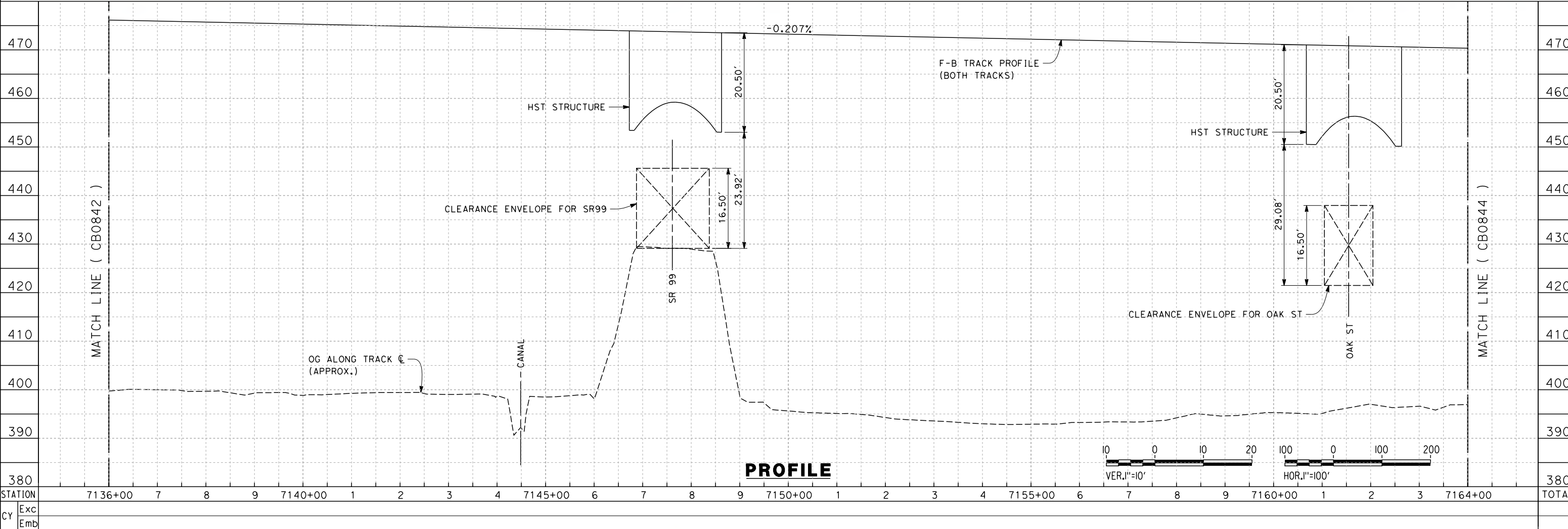
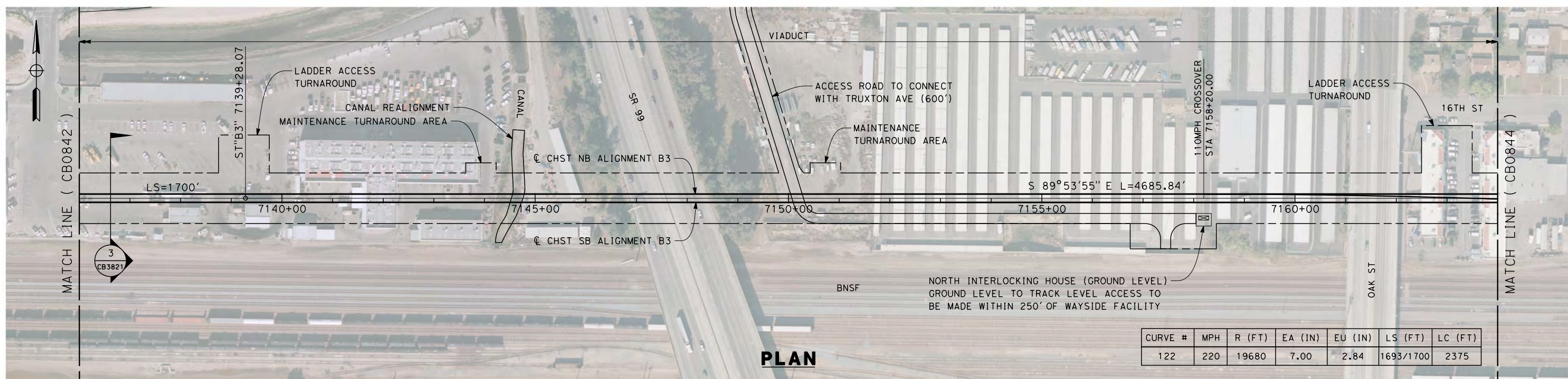


**CALIFORNIA HIGH-SPEED TRAIN PROJECT  
FRESNO TO BAKERSFIELD**  
BAKERSFIELD URBAN SUBSECTION  
ALIGNMENT B3  
STA. 7108+00 TO 7136+00  
PLAN AND PROFILE

CONTRACT NO.  
HSR 06-0003  
DRAWING NO.  
CB0842  
SCALE  
AS SHOWN  
SHEET NO.  
13 OF 31



c:\pwworking\hmm\external\josue.enr\quez-ar-up.com\dms70627\FB-CB-0843.dgn 12/11/2013 5:22:33 PM



REV	DATE	BY	CHK	APP	DESCRIPTION

DESIGNED BY  
J. ENRIQUEZ  
DRAWN BY  
E. TANAKA  
CHECKED BY  
G. WALKER  
IN CHARGE  
R. COFFIN  
DATE  
12/31/13

**RECORD SET 15%  
DESIGN SUBMISSION**

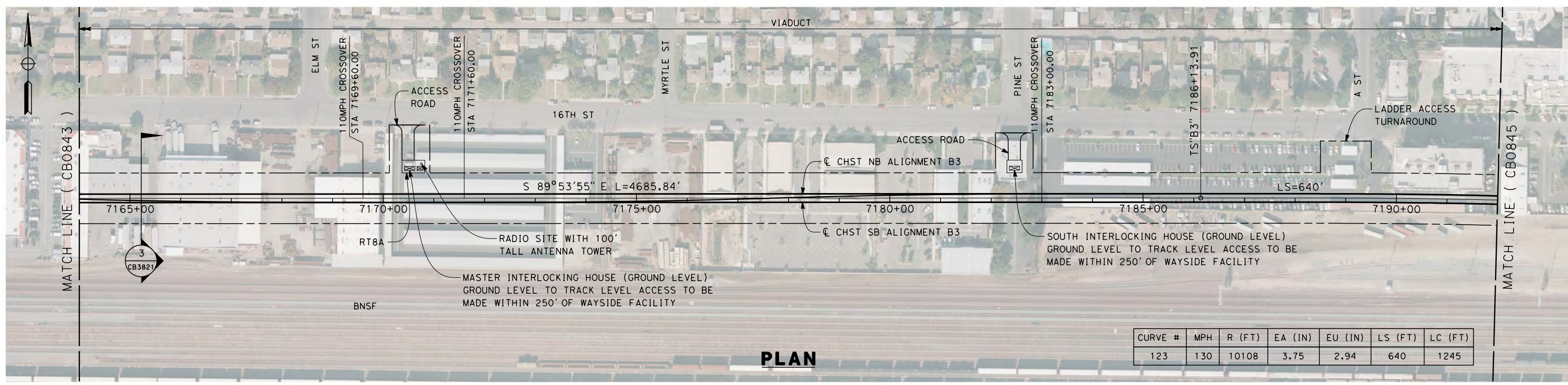
**NOT FOR  
CONSTRUCTION**



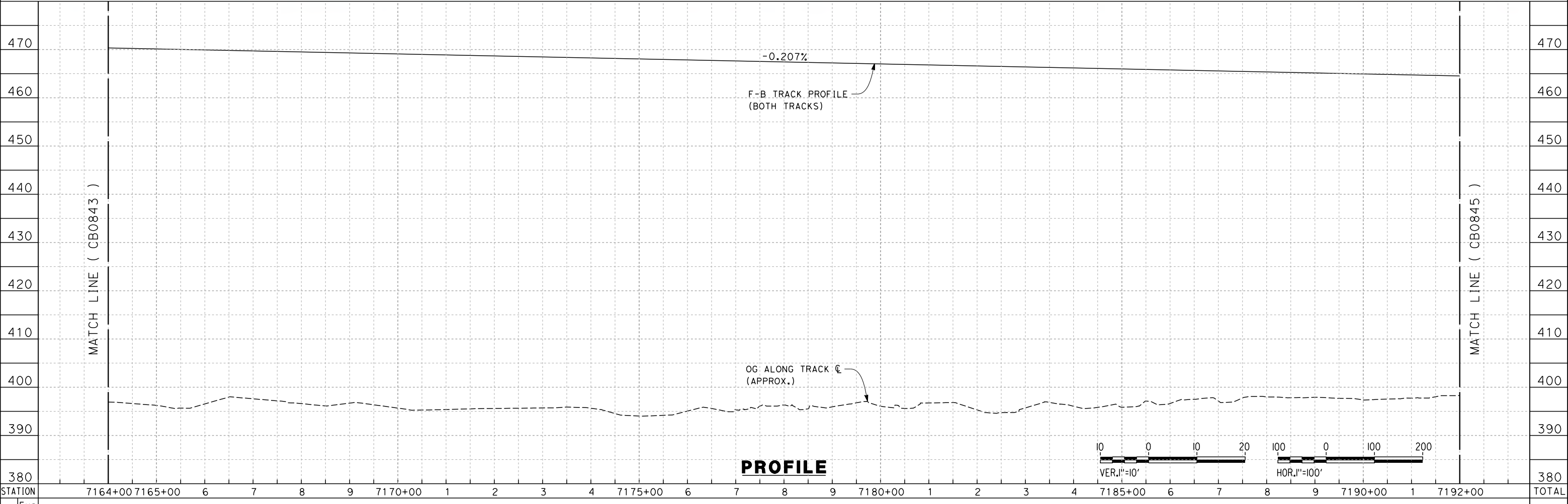
**CALIFORNIA HIGH-SPEED TRAIN PROJECT  
FRESNO TO BAKERSFIELD**  
BAKERSFIELD URBAN SUBSECTION  
ALIGNMENT B3  
STA. 7136+00 TO 7164+00  
PLAN AND PROFILE

CONTRACT NO.  
HSR 06-0003  
DRAWING NO.  
CB0843  
SCALE  
AS SHOWN  
SHEET NO.  
14 OF 31

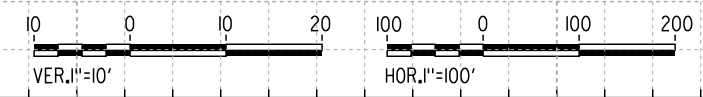
c:\pwworking\hmm\external\josue.enr\quez-ar-up.com\dms70627\FB-CB-0844.dgn 12/11/2013 9:24:32 AM



**PLAN**



**PROFILE**



REV	DATE	BY	CHK	APP	DESCRIPTION

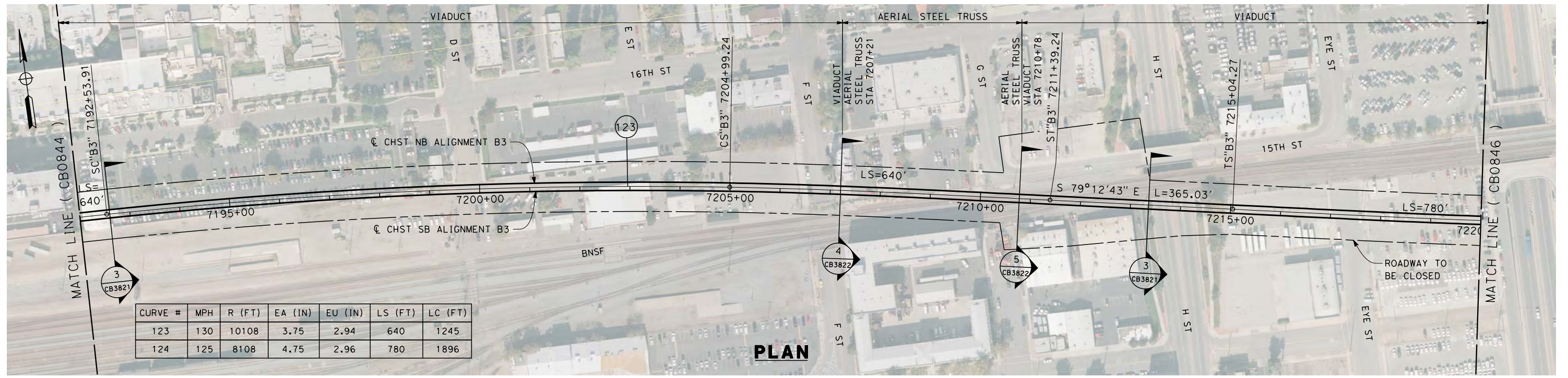
DESIGNED BY  
J. ENRIQUEZ  
DRAWN BY  
E. TANAKA  
CHECKED BY  
G. WALKER  
IN CHARGE  
R. COFFIN  
DATE  
12/31/13

**RECORD SET 15%  
DESIGN SUBMISSION**  
  
**NOT FOR  
CONSTRUCTION**

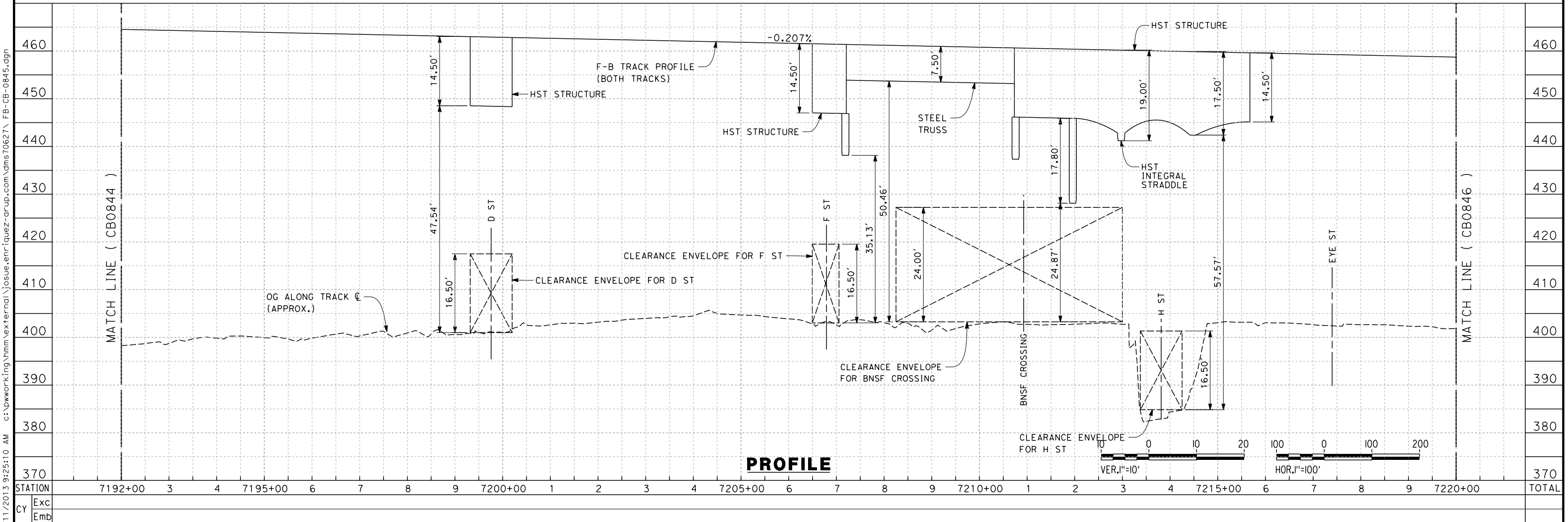


**CALIFORNIA HIGH-SPEED TRAIN PROJECT  
FRESNO TO BAKERSFIELD**  
BAKERSFIELD URBAN SUBSECTION  
ALIGNMENT B3  
STA. 7164+00 TO 7192+00  
PLAN AND PROFILE

CONTRACT NO.  
HSR 06-0003  
DRAWING NO.  
CB0844  
SCALE  
AS SHOWN  
SHEET NO.  
15 OF 31



**PLAN**



**PROFILE**

c:\pwworking\hmm\external\josue.enrriquez-arup.com\dms70627\FB-CB-0845.dgn 12/11/2013 9:25:10 AM josue.enrriquez

REV	DATE	BY	CHK	APP	DESCRIPTION

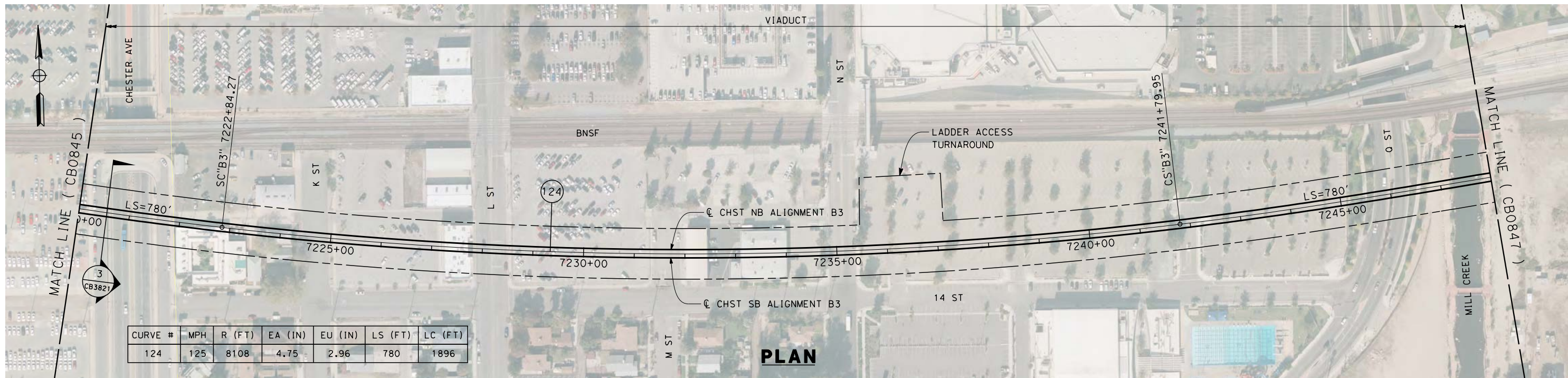
DESIGNED BY  
J. ENRIQUEZ  
DRAWN BY  
E. TANAKA  
CHECKED BY  
G. WALKER  
IN CHARGE  
R. COFFIN  
DATE  
12/31/13

**RECORD SET 15%  
DESIGN SUBMISSION**  
  
**NOT FOR  
CONSTRUCTION**

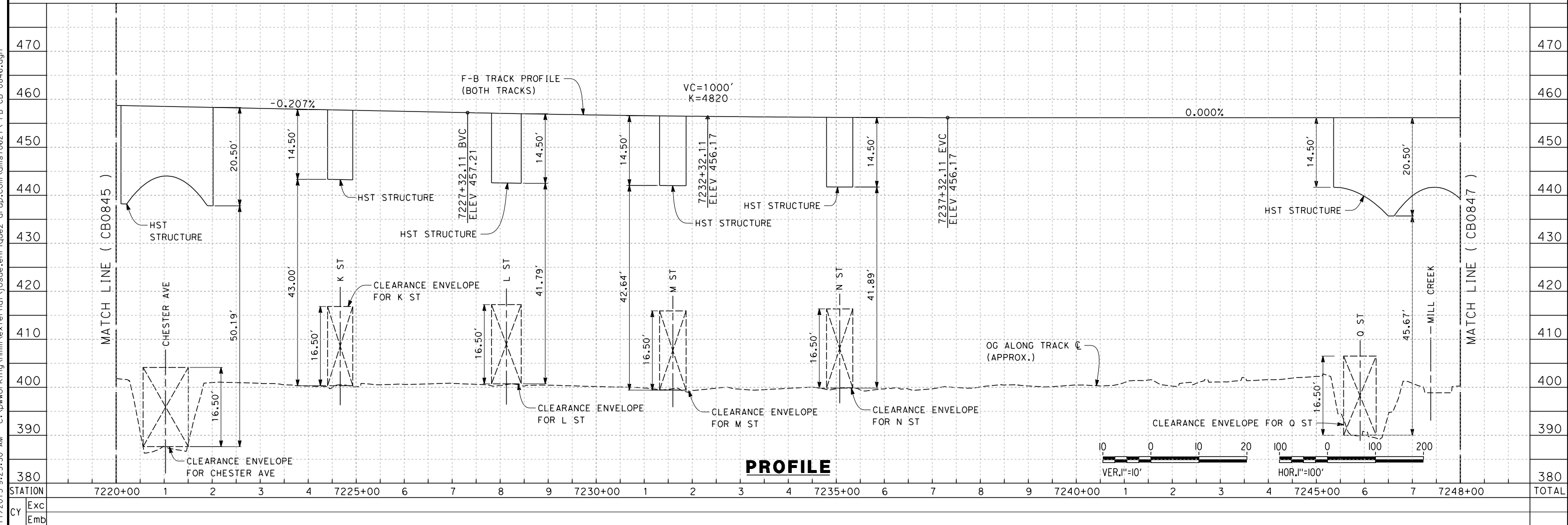


**CALIFORNIA HIGH-SPEED TRAIN PROJECT  
FRESNO TO BAKERSFIELD**  
BAKERSFIELD URBAN SUBSECTION  
ALIGNMENT B3  
STA. 7192+00 TO 7220+00  
PLAN AND PROFILE

CONTRACT NO.  
HSR-06-0003  
DRAWING NO.  
CB0845  
SCALE  
AS SHOWN  
SHEET NO.  
16 OF 31



**PLAN**



**PROFILE**

REV	DATE	BY	CHK	APP	DESCRIPTION

DESIGNED BY  
J. ENRIQUEZ  
DRAWN BY  
E. TANAKA  
CHECKED BY  
G. WALKER  
IN CHARGE  
R. COFFIN  
DATE  
12/31/13

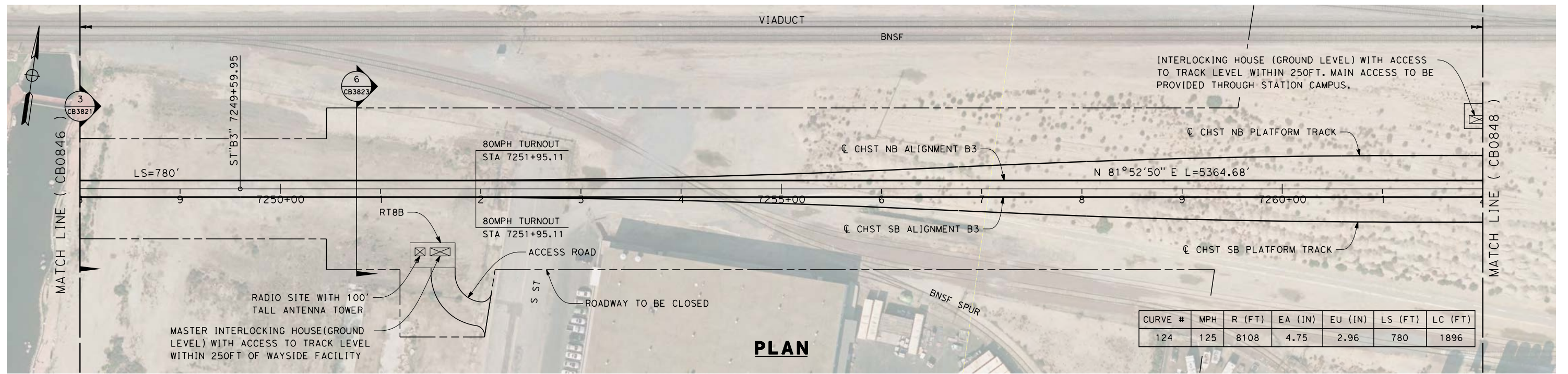
**RECORD SET 15%  
DESIGN SUBMISSION**  
  
**NOT FOR  
CONSTRUCTION**



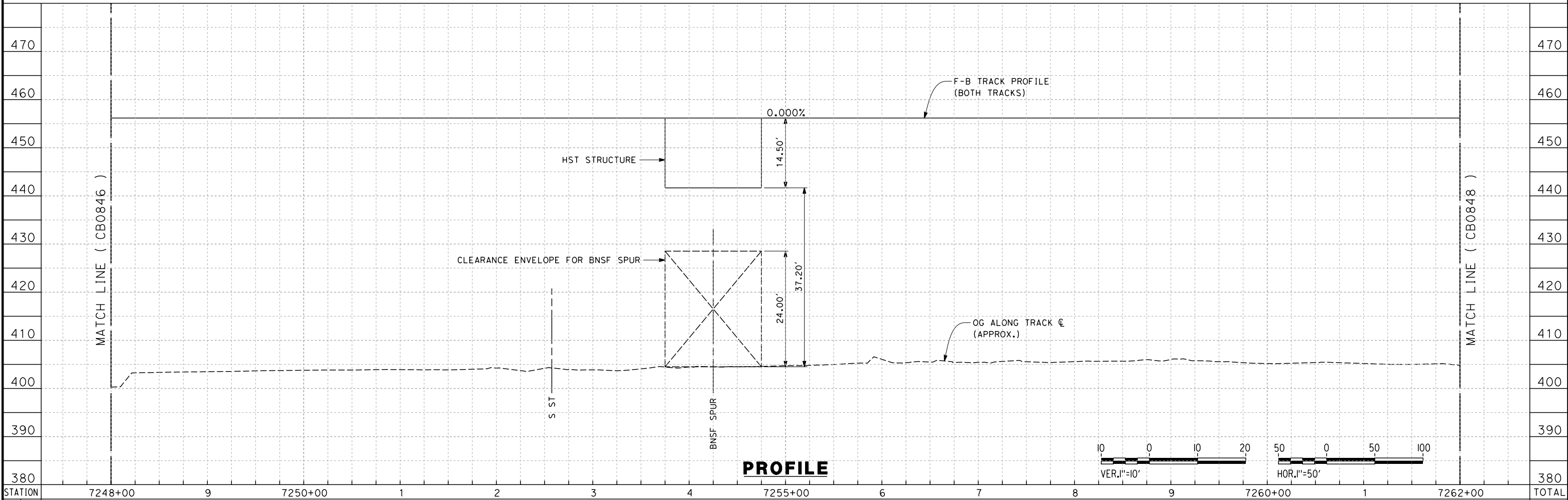
**CALIFORNIA HIGH-SPEED TRAIN PROJECT  
FRESNO TO BAKERSFIELD**  
BAKERSFIELD URBAN SUBSECTION  
ALIGNMENT B3  
STA. 7220+00 TO 7248+00  
PLAN AND PROFILE

CONTRACT NO.  
HSR-06-0003  
DRAWING NO.  
CB0846  
SCALE  
AS SHOWN  
SHEET NO.  
17 OF 31

c:\pwworking\hmm\external\josue.enrriquez-arup.com\dms706271\FB-CB-0846.dgn 12/11/2013 9:25:30 AM



**PLAN**



**PROFILE**

STATION	7248+00	9	7250+00	1	2	3	4	7255+00	6	7	8	9	7260+00	1	7262+00	TOTAL
Exc																
Emb																

REV	DATE	BY	CHK	APP	DESCRIPTION

DESIGNED BY  
J. ENRIQUEZ  
DRAWN BY  
E. TANAKA  
CHECKED BY  
G. WALKER  
IN CHARGE  
R. COFFIN  
DATE  
12/31/13

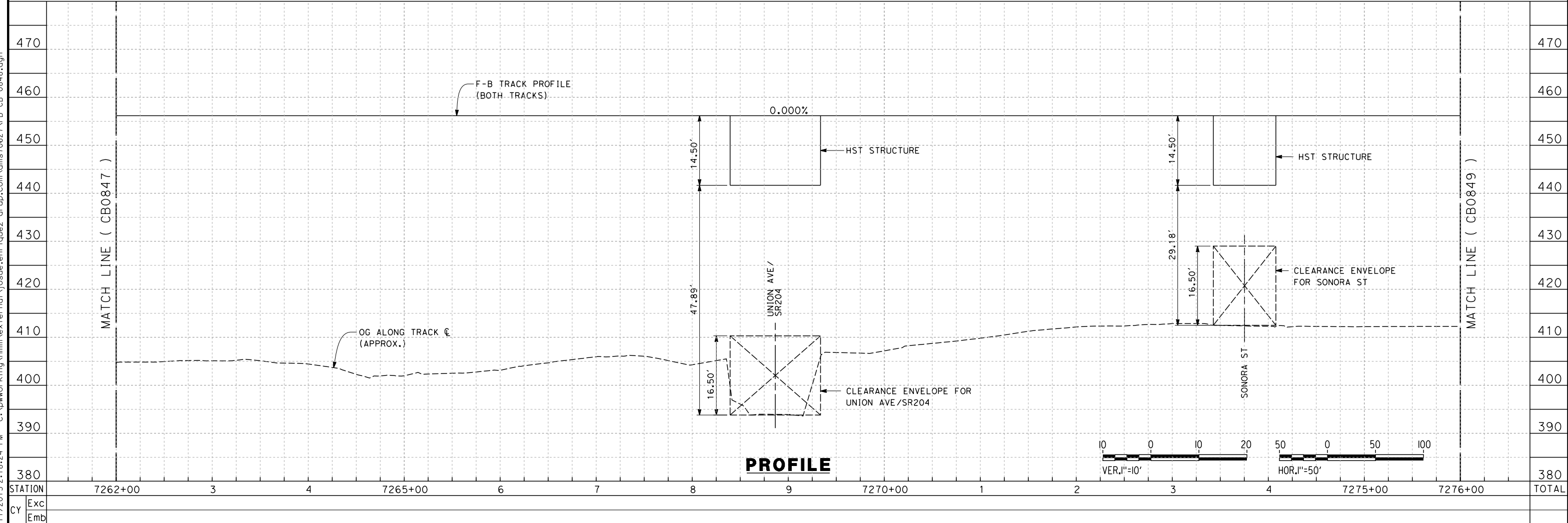
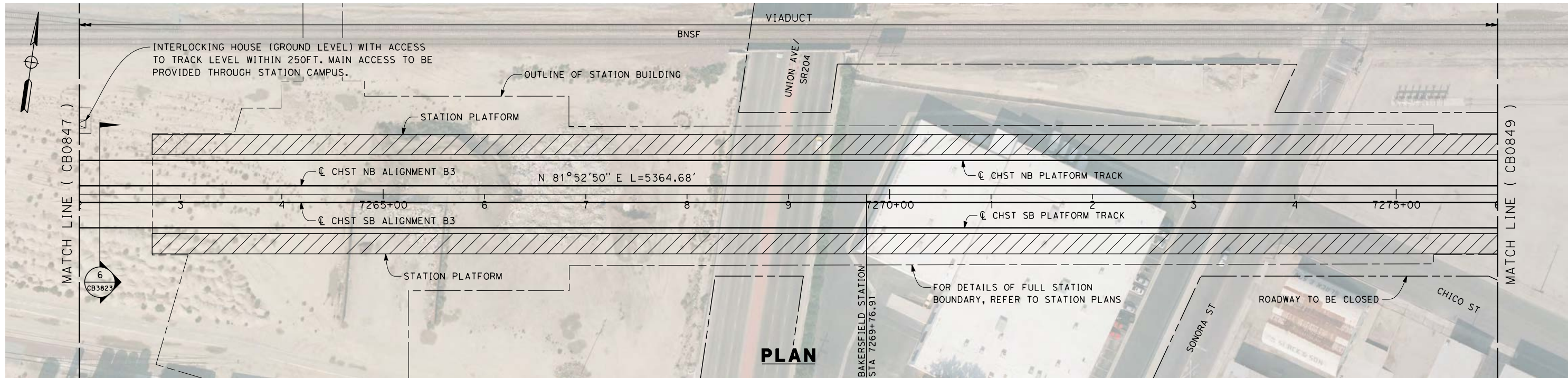
**RECORD SET 15%  
DESIGN SUBMISSION**  
  
**NOT FOR  
CONSTRUCTION**



**CALIFORNIA HIGH-SPEED TRAIN PROJECT  
FRESNO TO BAKERSFIELD**  
BAKERSFIELD URBAN SUBSECTION  
ALIGNMENT B3  
STA. 7248+00 TO 7262+00  
PLAN AND PROFILE

CONTRACT NO.  
HSR-06-0003  
DRAWING NO.  
CB0847  
SCALE  
AS SHOWN  
SHEET NO.  
18 OF 31

c:\pwworking\hmm\external\josue.enrriquez-arup.com\dms70627\FB-CB-0847.dgn 12/11/2013 9:48:53 AM josue.enrriquez



j.osue.enrriquez 12/11/2013 2:18:24 PM c:\pwworking\hmm\external\josue.enrriquez-arup.com\dms70627\FB-CB-0848.dgn

REV	DATE	BY	CHK	APP	DESCRIPTION

DESIGNED BY  
J. ENRIQUEZ

DRAWN BY  
E. TANAKA

CHECKED BY  
G. WALKER

IN CHARGE  
R. COFFIN

DATE  
12/31/13

**RECORD SET 15%  
DESIGN SUBMISSION**

**NOT FOR  
CONSTRUCTION**



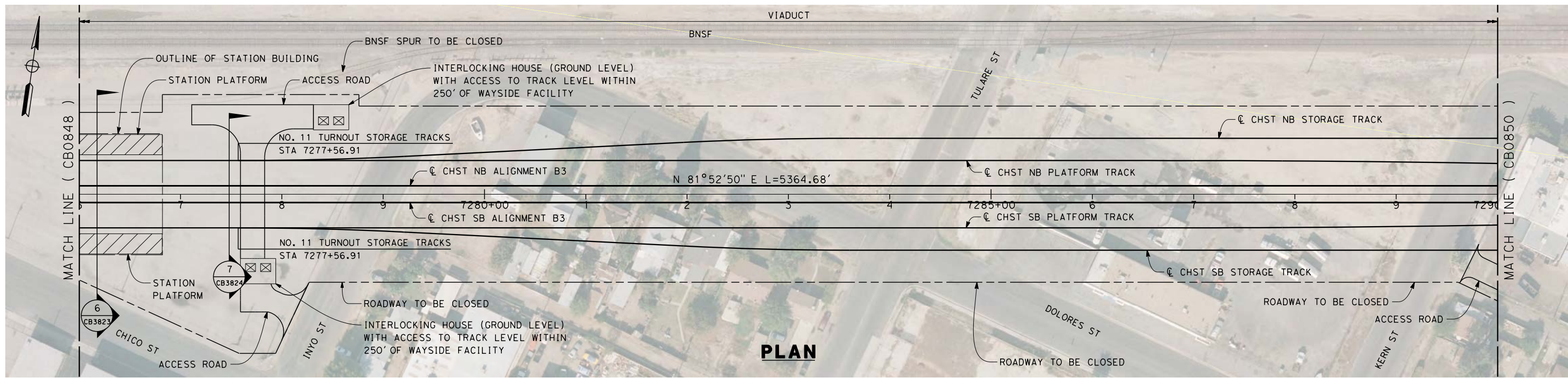
**CALIFORNIA HIGH-SPEED TRAIN PROJECT**  
**FRESNO TO BAKERSFIELD**  
 BAKERSFIELD URBAN SUBSECTION  
 ALIGNMENT B3  
 STA. 7262+00 TO 7276+00  
 PLAN AND PROFILE

CONTRACT NO.  
HSR-06-0003

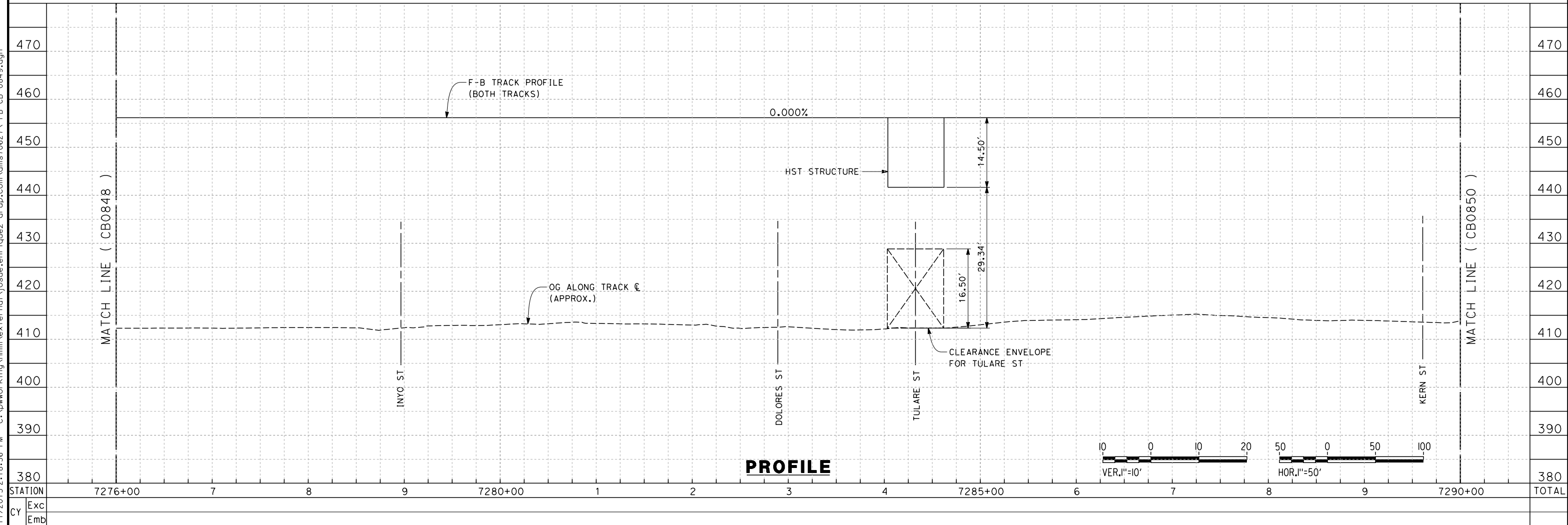
DRAWING NO.  
CB0848

SCALE  
AS SHOWN

SHEET NO.  
19 OF 31



**PLAN**



**PROFILE**

REV	DATE	BY	CHK	APP	DESCRIPTION

DESIGNED BY  
J. ENRIQUEZ  
DRAWN BY  
E. TANAKA  
CHECKED BY  
G. WALKER  
IN CHARGE  
R. COFFIN  
DATE  
12/31/13

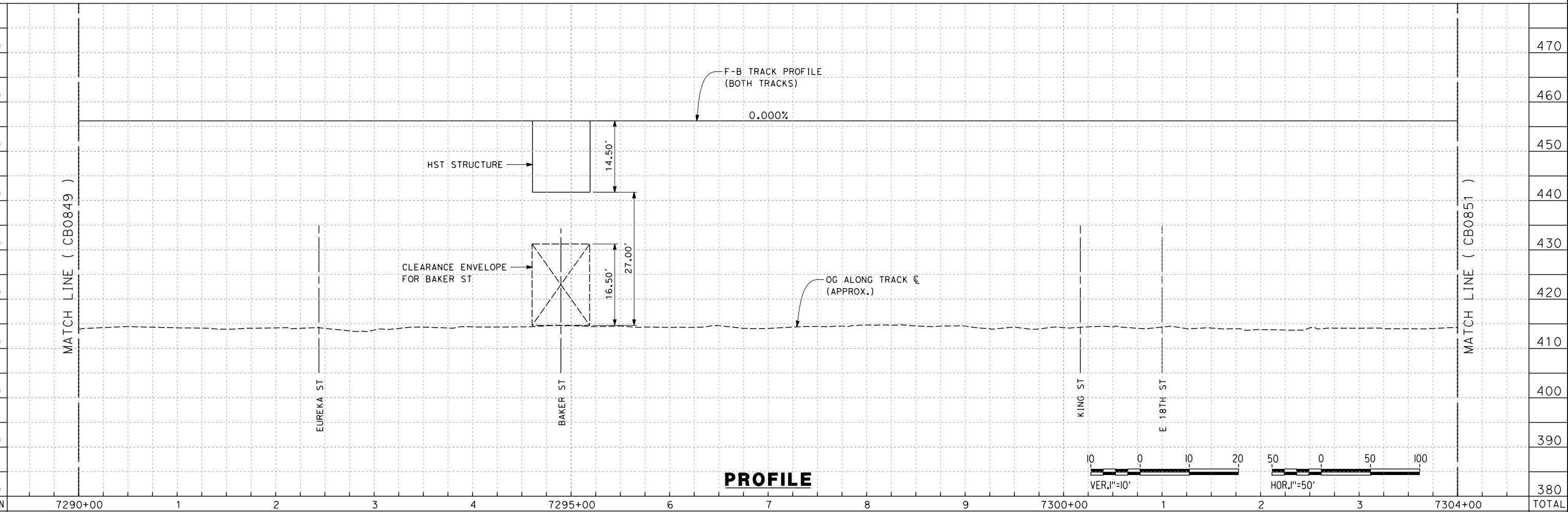
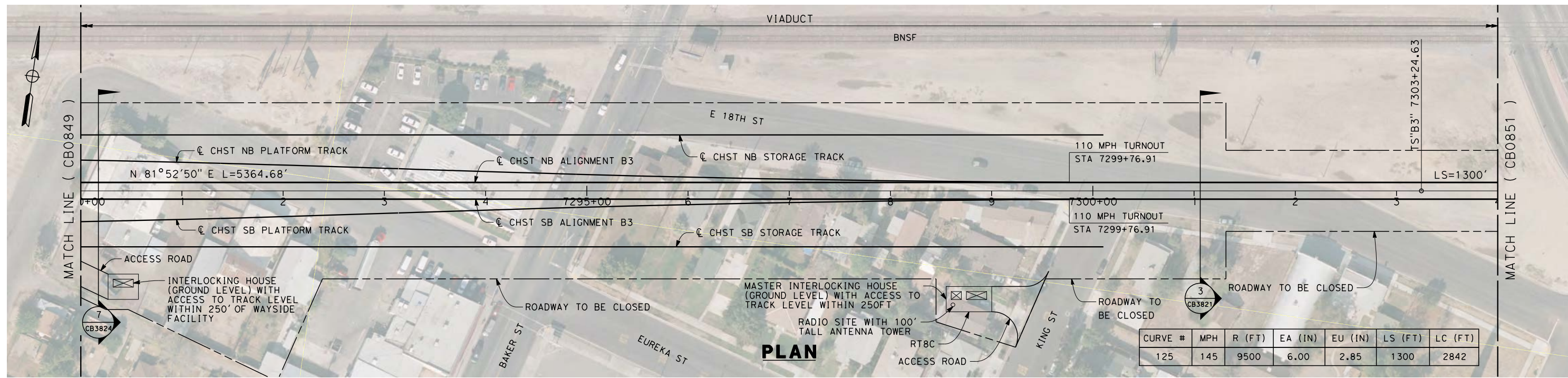
**RECORD SET 15%  
DESIGN SUBMISSION**  
  
**NOT FOR  
CONSTRUCTION**



**CALIFORNIA HIGH-SPEED TRAIN PROJECT  
FRESNO TO BAKERSFIELD**  
BAKERSFIELD URBAN SUBSECTION  
ALIGNMENT B3  
STA. 7276+00 TO 7290+00  
PLAN AND PROFILE

CONTRACT NO.  
HSR-06-0003  
DRAWING NO.  
CB0849  
SCALE  
AS SHOWN  
SHEET NO.  
20 OF 31

c:\pwworking\hmm\external\josue.enrriquez-arup.com\dms70627\FB-CB-0849.dgn 12/11/2013 2:18:56 PM



c:\pwworking\hmm\external\josue.enriquez-arup.com\dms70627\FB-CB-0850.dgn

REV	DATE	BY	CHK	APP	DESCRIPTION

DESIGNED BY  
J. ENRIQUEZ  
DRAWN BY  
E. TANAKA  
CHECKED BY  
G. WALKER  
IN CHARGE  
R. COFFIN  
DATE  
12/31/13

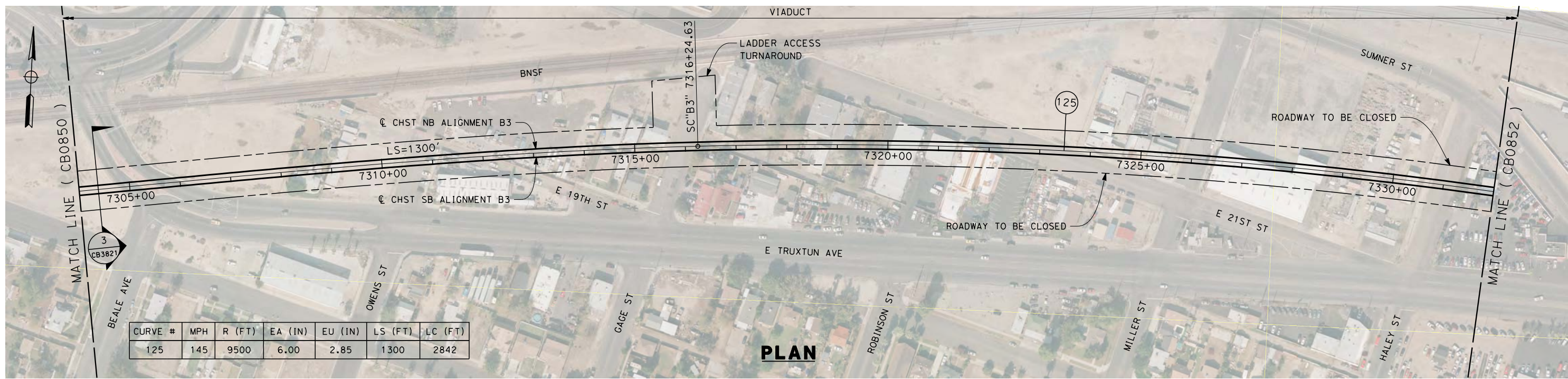
**RECORD SET 15%  
DESIGN SUBMISSION**  
  
**NOT FOR  
CONSTRUCTION**



**CALIFORNIA HIGH-SPEED TRAIN PROJECT**  
**FRESNO TO BAKERSFIELD**  
BAKERSFIELD URBAN SUBSECTION  
ALIGNMENT B3  
STA. 7290+00 TO 7304+00  
PLAN AND PROFILE

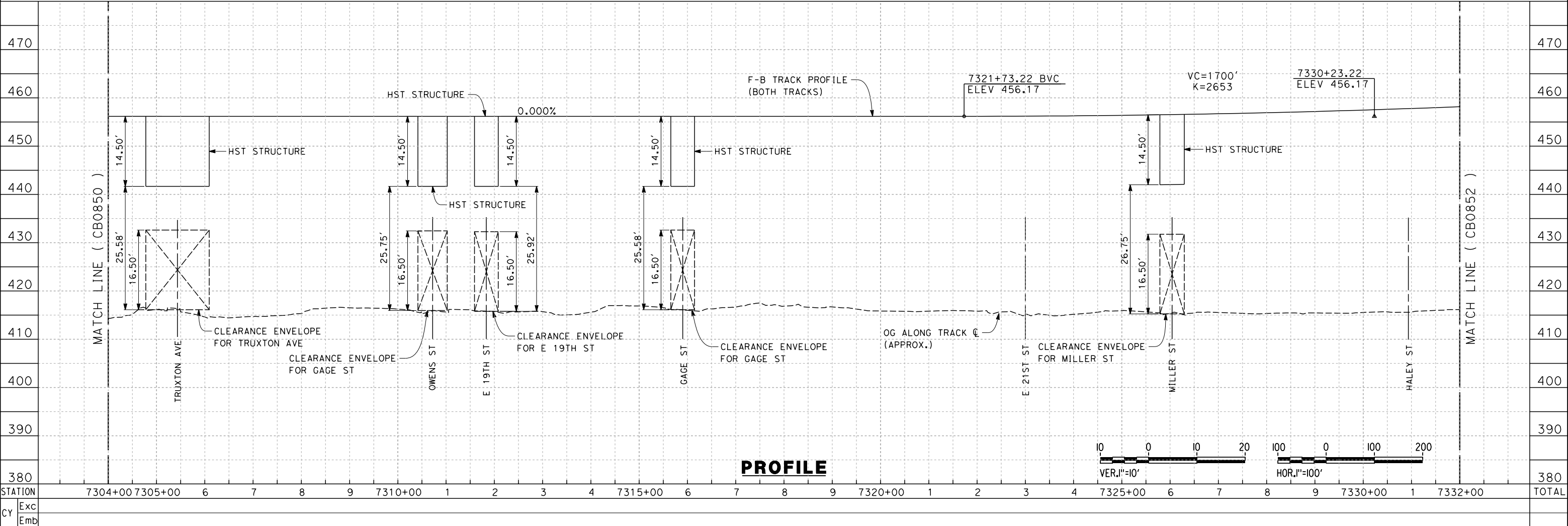
CONTRACT NO.  
HSR-06-0003  
DRAWING NO.  
CB0850  
SCALE  
AS SHOWN  
SHEET NO.  
21 OF 31





**PLAN**

c:\pwworking\hmm\external\josue.enrriquez-arup.com\dms70627\FB-CB-0851.dgn 12/11/2013 9:27:13 AM



**PROFILE**

REV	DATE	BY	CHK	APP	DESCRIPTION

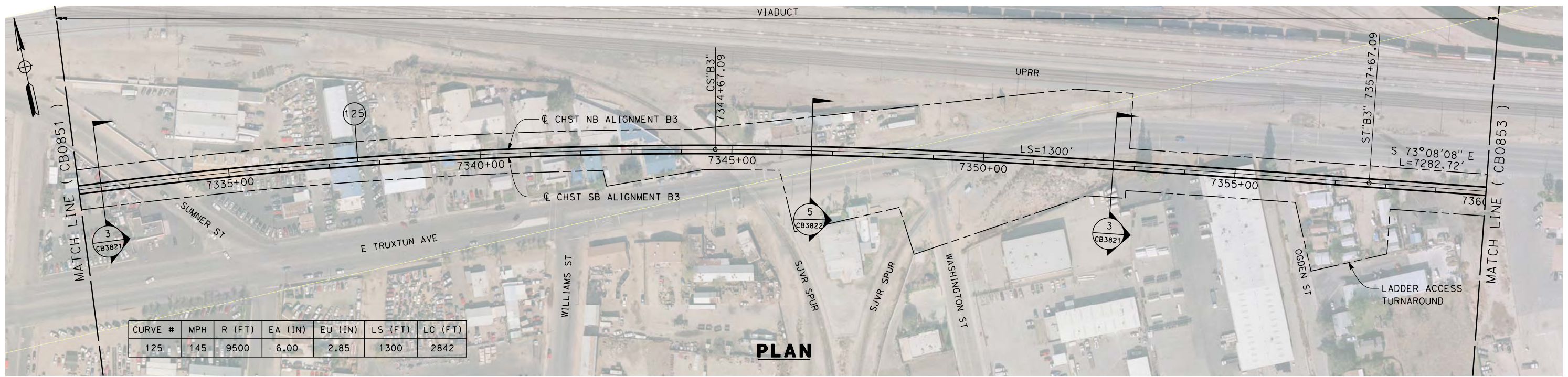
DESIGNED BY  
J. ENRIQUEZ  
DRAWN BY  
E. TANAKA  
CHECKED BY  
G. WALKER  
IN CHARGE  
R. COFFIN  
DATE  
12/31/13

**RECORD SET 15%  
DESIGN SUBMISSION**  
  
**NOT FOR  
CONSTRUCTION**

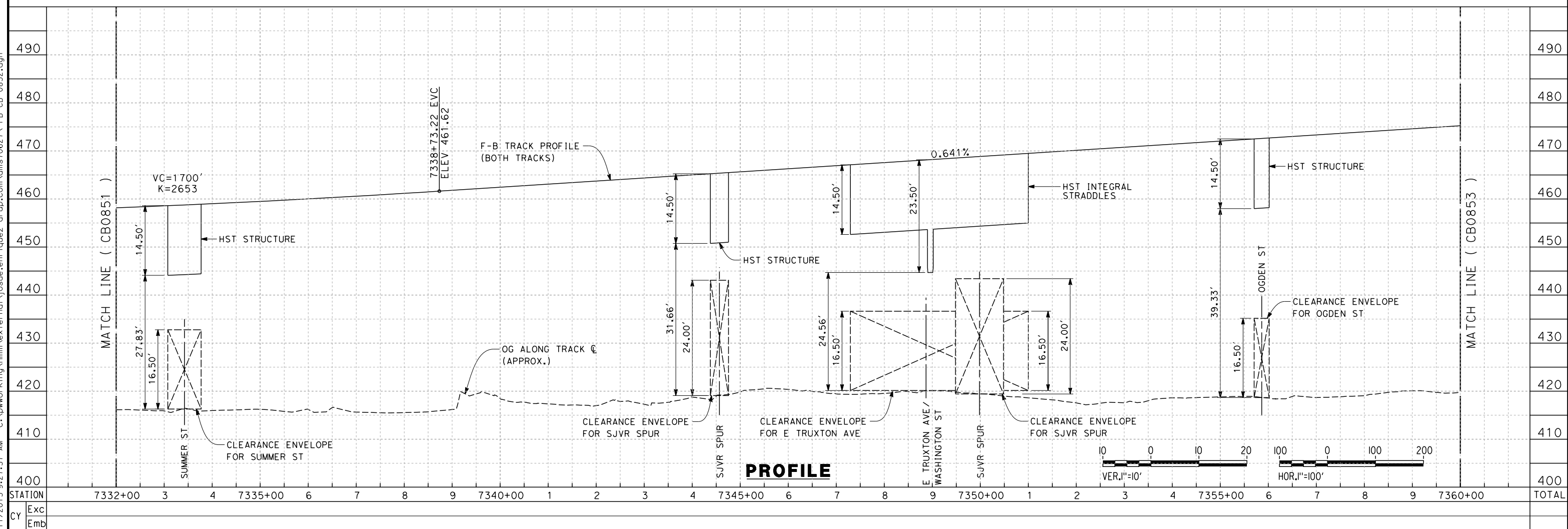


**CALIFORNIA HIGH-SPEED TRAIN PROJECT  
FRESNO TO BAKERSFIELD**  
BAKERSFIELD URBAN SUBSECTION  
ALIGNMENT B3  
STA. 7304+00 TO 7332+00  
PLAN AND PROFILE

CONTRACT NO.  
HSR 06-0003  
DRAWING NO.  
CB0851  
SCALE  
AS SHOWN  
SHEET NO.  
22 OF 31



**PLAN**



**PROFILE**

REV	DATE	BY	CHK	APP	DESCRIPTION

DESIGNED BY  
J. ENRIQUEZ  
DRAWN BY  
E. TANAKA  
CHECKED BY  
G. WALKER  
IN CHARGE  
R. COFFIN  
DATE  
12/31/13

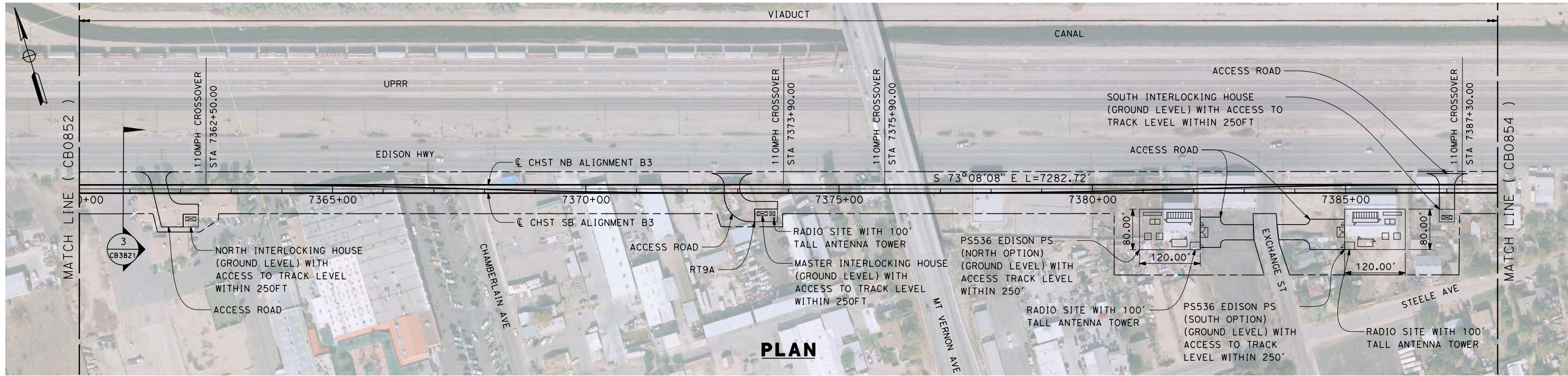
**RECORD SET 15%  
DESIGN SUBMISSION**  
  
**NOT FOR  
CONSTRUCTION**



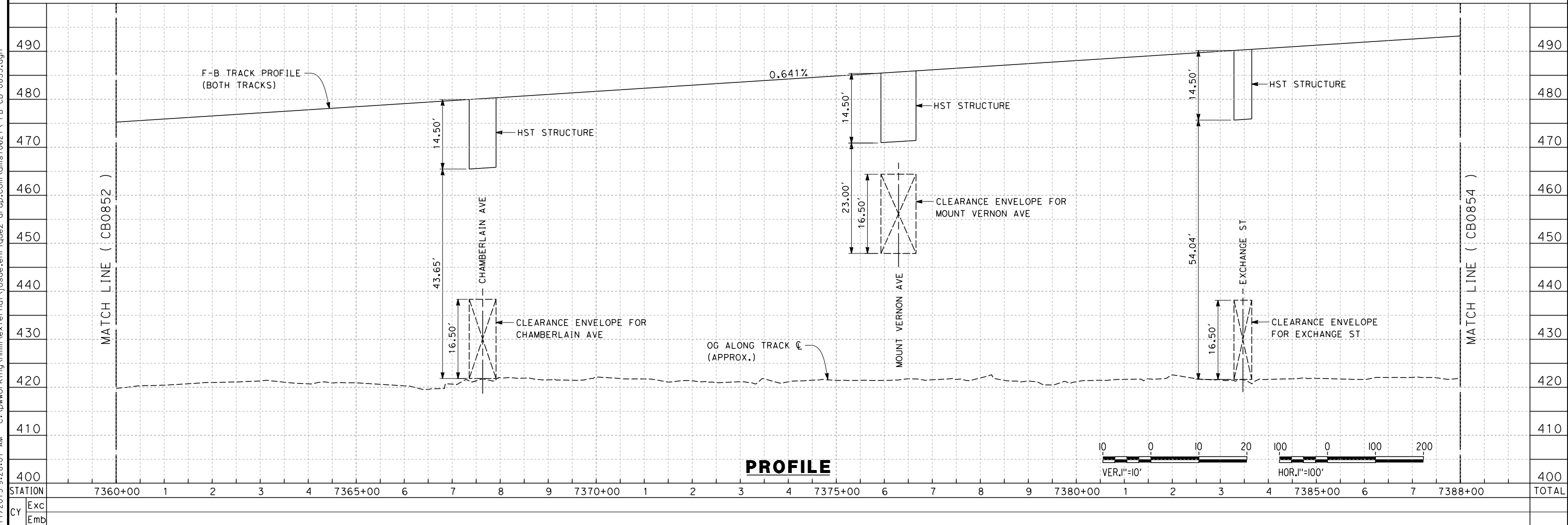
**CALIFORNIA HIGH-SPEED TRAIN PROJECT  
FRESNO TO BAKERSFIELD**  
BAKERSFIELD URBAN SUBSECTION  
ALIGNMENT B3  
STA. 7332+00 TO 7360+00  
PLAN AND PROFILE

CONTRACT NO.  
HSR 06-0003  
DRAWING NO.  
CB0852  
SCALE  
AS SHOWN  
SHEET NO.  
23 OF 31

c:\pwworking\hmm\external\josue.enrriquez-arup.com\dms70627\FB-CB-0852.dgn 12/11/2013 9:27:37 AM



**PLAN**



**PROFILE**

REV	DATE	BY	CHK	APP	DESCRIPTION

DESIGNED BY  
J. ENRIQUEZ  
DRAWN BY  
E. TANAKA  
CHECKED BY  
G. WALKER  
IN CHARGE  
R. COFFIN  
DATE  
12/31/13

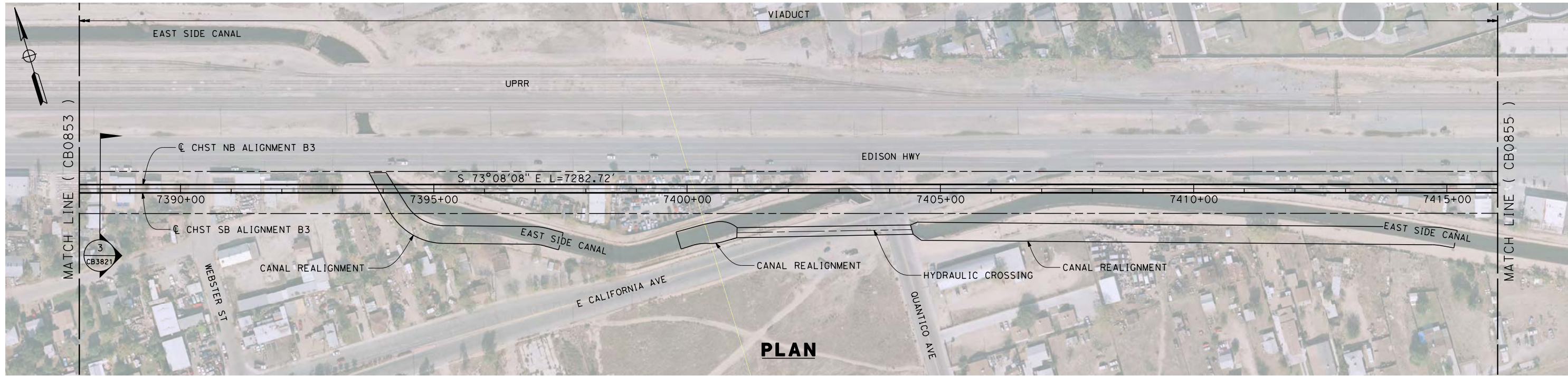
**RECORD SET 15%  
DESIGN SUBMISSION**  
  
**NOT FOR  
CONSTRUCTION**



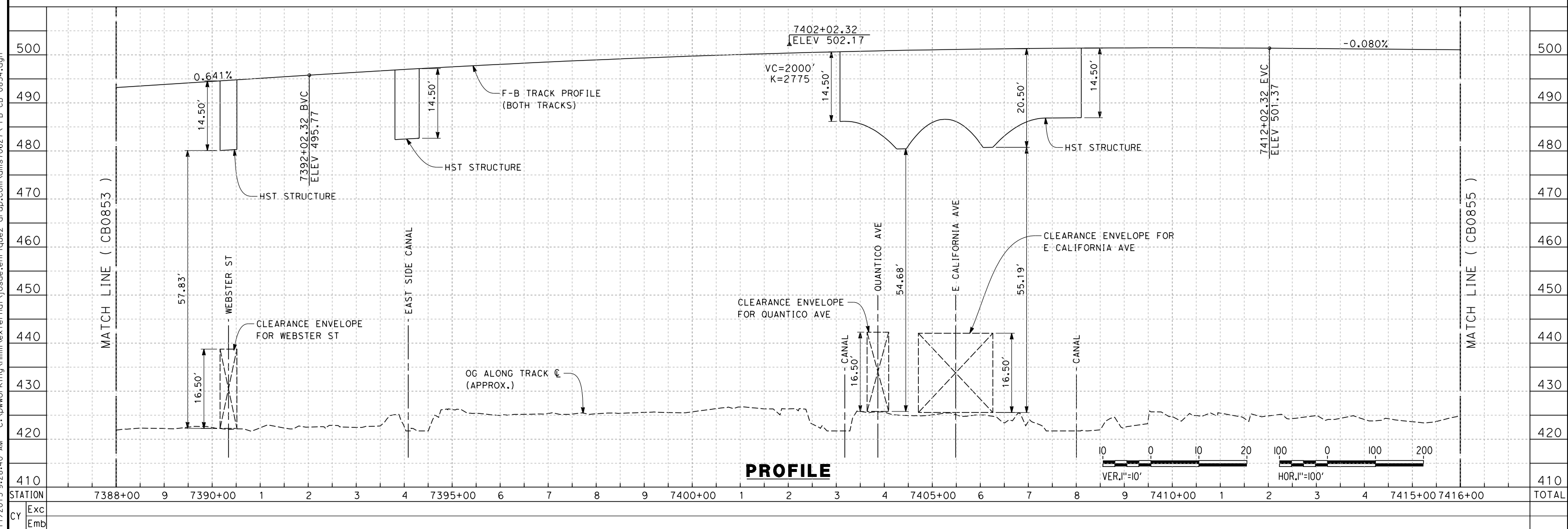
**CALIFORNIA HIGH-SPEED TRAIN PROJECT  
FRESNO TO BAKERSFIELD**  
BAKERSFIELD URBAN SUBSECTION  
ALIGNMENT B3  
STA. 7360+00 TO 7388+00  
PLAN AND PROFILE

CONTRACT NO.  
HSR 06-0003  
DRAWING NO.  
CB0853  
SCALE  
AS SHOWN  
SHEET NO.  
24 OF 31

c:\pwworking\hmm\external\josue.enrriquez-arup.com\dms70627\FB-CB-0853.dgn 12/11/2013 9:28:07 AM



**PLAN**



**PROFILE**

STATION	7388+00	9	7390+00	1	2	3	4	7395+00	6	7	8	9	7400+00	1	2	3	4	7405+00	6	7	8	9	7410+00	1	2	3	4	7415+00	7416+00	TOTAL
Exc																														
Emb																														

DESIGNED BY	J. ENRIQUEZ
DRAWN BY	E. TANAKA
CHECKED BY	G. WALKER
IN CHARGE	R. COFFIN
DATE	12/31/13

**RECORD SET 15%  
DESIGN SUBMISSION**


**NOT FOR  
CONSTRUCTION**



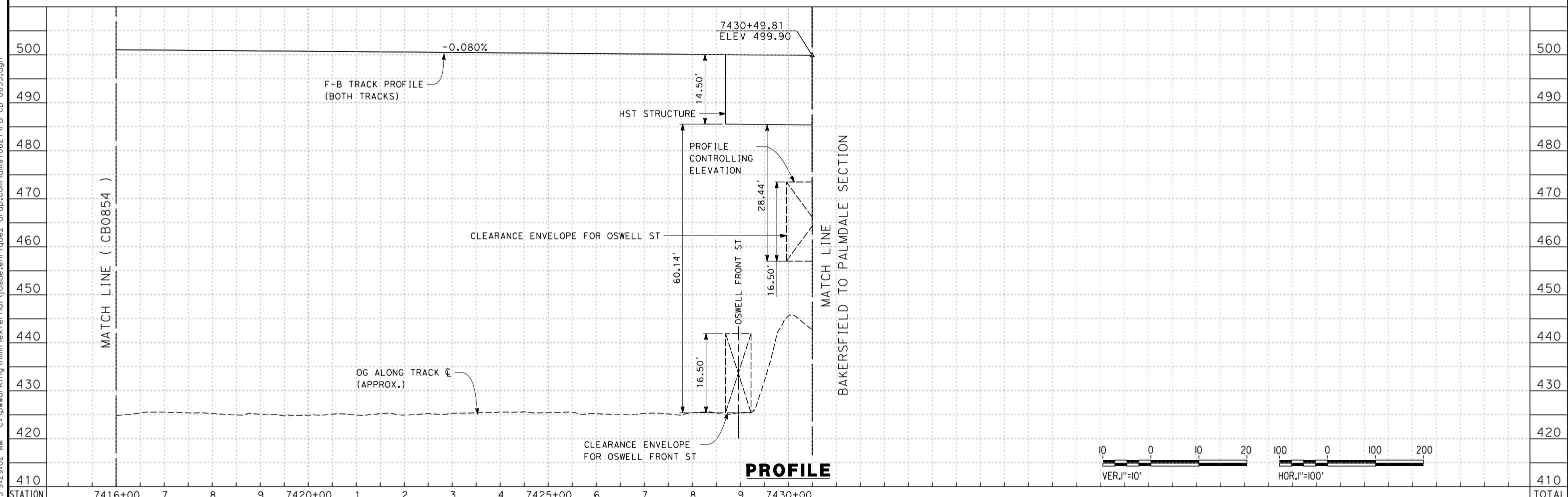
**CALIFORNIA HIGH-SPEED TRAIN PROJECT**  
**FRESNO TO BAKERSFIELD**  
 BAKERSFIELD URBAN SUBSECTION  
 ALIGNMENT B3  
 STA. 7388+00 TO 7416+00  
 PLAN AND PROFILE

CONTRACT NO.	HSR 06-0003
DRAWING NO.	CB0854
SCALE	AS SHOWN
SHEET NO.	25 OF 31

c:\pwworking\hmm\external\josue.enriquez-arup.com\dms706271\FB-CB-0854.dgn  
 12/11/2013 9:28:40 AM  
 josue.enriquez



**PLAN**



**PROFILE**

c:\pwworking\hmm\external\josue.enrriquez-arup.com\dms70627\FB-CB-0855.dgn

STATION	7416+00	7	8	9	7420+00	1	2	3	4	7425+00	6	7	8	9	7430+00	TOTAL
Exc																
Emb																

REV	DATE	BY	CHK	APP	DESCRIPTION

DESIGNED BY  
J. ENRIQUEZ  
DRAWN BY  
E. TANAKA  
CHECKED BY  
G. WALKER  
IN CHARGE  
R. COFFIN  
DATE  
12/31/13

**RECORD SET 15%  
DESIGN SUBMISSION**

**NOT FOR  
CONSTRUCTION**

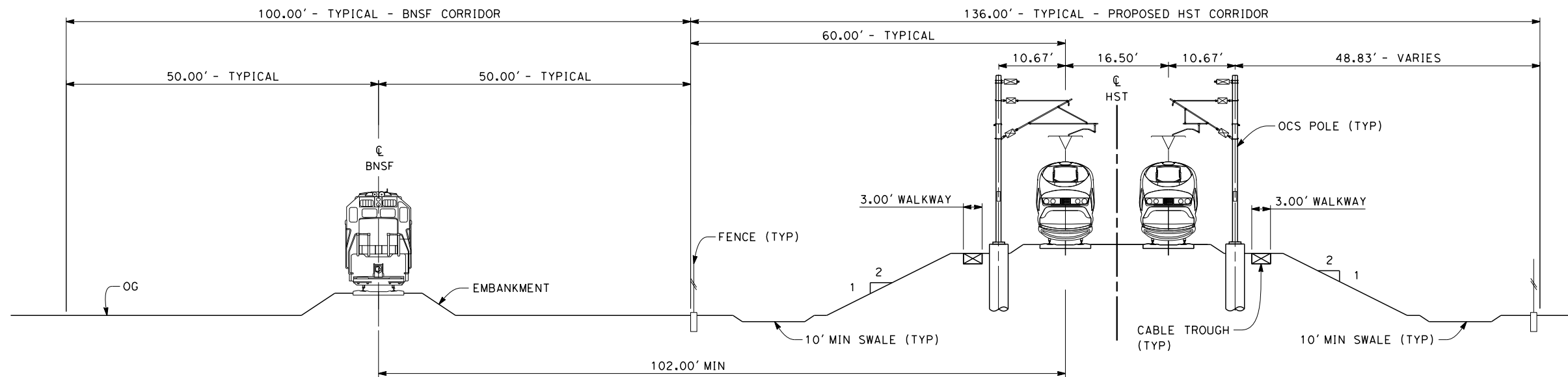


**CALIFORNIA HIGH-SPEED TRAIN PROJECT  
FRESNO TO BAKERSFIELD**  
BAKERSFIELD URBAN SUBSECTION  
ALIGNMENT B3  
STA. 7416+00 TO 7430+49.81  
PLAN AND PROFILE

CONTRACT NO.  
HSR 06-0003  
DRAWING NO.  
CB0855  
SCALE  
AS SHOWN  
SHEET NO.  
26 OF 31

NOTES:

1. TRACKFORM SHOWN IS INDICATIVE.
2. BNSF RELOCATED BEYOND STATION 6829+81.00
3. SUPERELEVATION IS NOT SHOWN. THE AMOUNT OF APPLIED SUPERELEVATION IS SHOWN IN THE CURVE DATA TABLES.
4. INDICATIVE BNSF RELOCATION SHOWS MINIMUM OFFSET TO BE PROVIDED TO HST CORRIDOR WHERE APPLICABLE. DETAILS TO BE CONFIRMED FOLLOWING DETAILED SURVEYS.



**SECTION 1**

TWIN TRACK - ADJACENT TO TWIN TRACK BNSF  
 STA 6799+52 THROUGH 6805+28  
 STA 6808+46 THROUGH 6923+00



c:\pwworking\hmm\external\josue.enrriquez-arup.com\dms70627\FB-CB-3820.dgn

\$PLTDRVS\$

\$PENTBLS\$

josue.enrriquez12/11/2013 9:29:14 AM

REV	DATE	BY	CHK	APP	DESCRIPTION

DESIGNED BY  
J. ENRIQUEZ  
 DRAWN BY  
E. TANAKA  
 CHECKED BY  
G. WALKER  
 IN CHARGE  
R. COFFIN  
 DATE  
12/31/13

**RECORD SET 15%  
 DESIGN SUBMISSION**  
  
**NOT FOR  
 CONSTRUCTION**

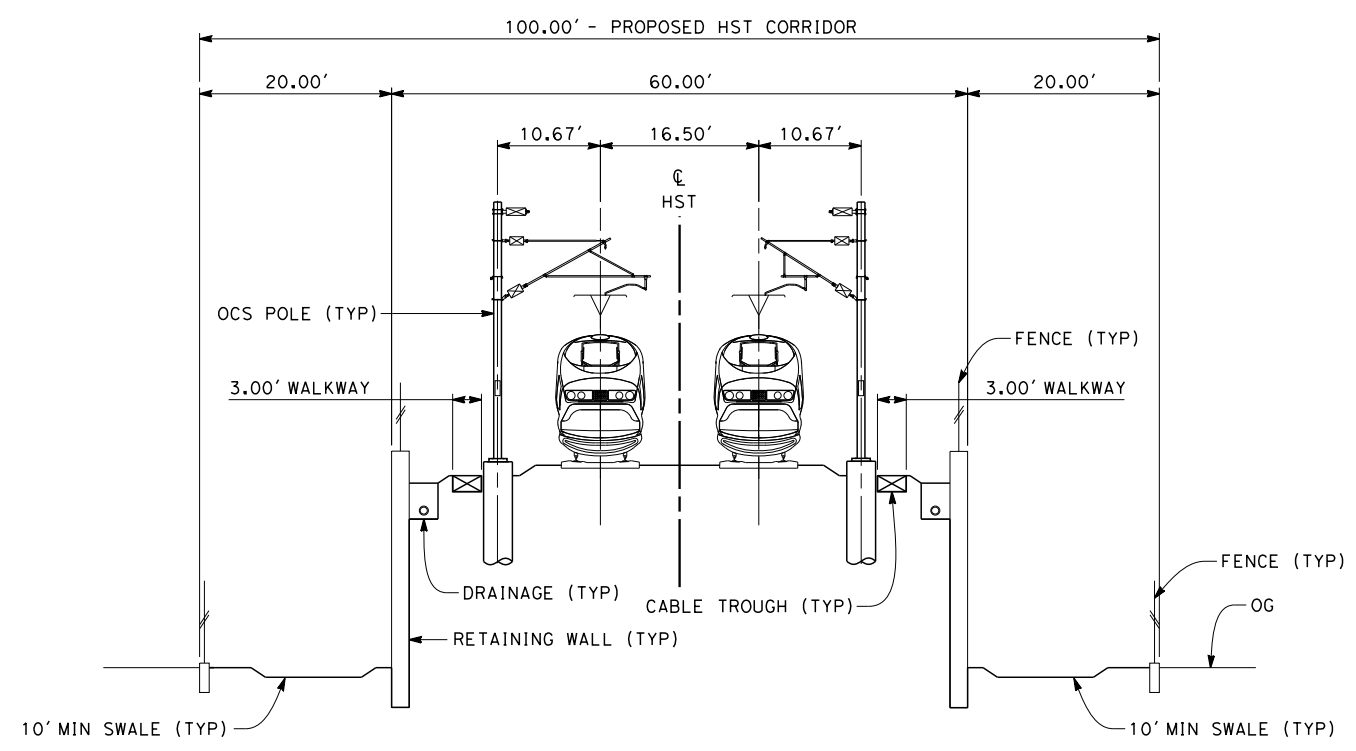


**CALIFORNIA HIGH-SPEED TRAIN PROJECT  
 FRESNO TO BAKERSFIELD**  
 BAKERSFIELD URBAN SUBSECTION  
 ALIGNMENT B3  
 TYPICAL SECTIONS

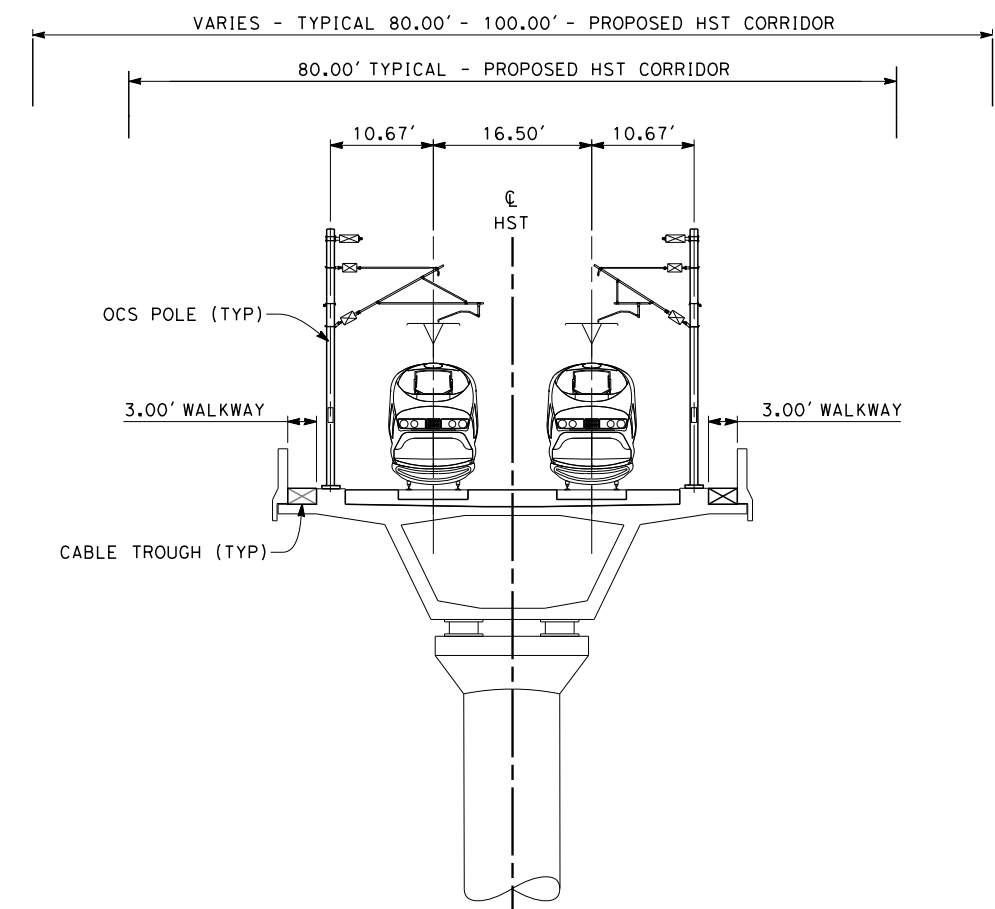
CONTRACT NO.  
HSR 06-0003  
 DRAWING NO.  
CB3820  
 SCALE  
AS SHOWN  
 SHEET NO.  
27 OF 31

NOTES:

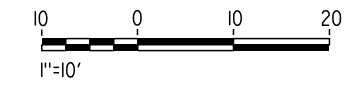
1. TRACKFORM SHOWN IS INDICATIVE.
2. FOR STRUCTURE DIMENSIONS SEE STRUCTURAL CROSS SECTIONS.
3. SUPERELEVATION IS NOT SHOWN. THE AMOUNT OF APPLIED SUPERELEVATION IS SHOWN IN THE CURVE DATA TABLES.



**SECTION 2**  
TWIN TRACK ON RETAINED EMBANKMENT  
STA 6923+00 THROUGH STA 6930+70



**SECTION 3**  
TWIN TRACK - AERIAL VIADUCT  
STA 6930+70 THROUGH STA 6943+72  
STA 6946+94 THROUGH STA 7011+15  
STA 7024+15 THROUGH STA 7054+15  
STA 7058+95 THROUGH STA 7082+85  
STA 7085+05 THROUGH STA 7095+67  
STA 7118+98 THROUGH STA 7207+21  
STA 7213+18 THROUGH STA 7250+78  
STA 7301+08 THROUGH STA 7346+58  
STA 7352+58 THROUGH STA 7430+50



c:\pwworking\hmm\external\josue.enrriquez-arup.com\dms70627\FB-CB-3821.dgn \$PLTDRVS\$ \$PENTBLS\$ 12/31/2013 9:29:24 AM

REV	DATE	BY	CHK	APP	DESCRIPTION

DESIGNED BY  
J. ENRIQUEZ  
DRAWN BY  
E. TANAKA  
CHECKED BY  
G. WALKER  
IN CHARGE  
R. COFFIN  
DATE  
12/31/13

**RECORD SET 15%  
DESIGN SUBMISSION**  
  
**NOT FOR  
CONSTRUCTION**

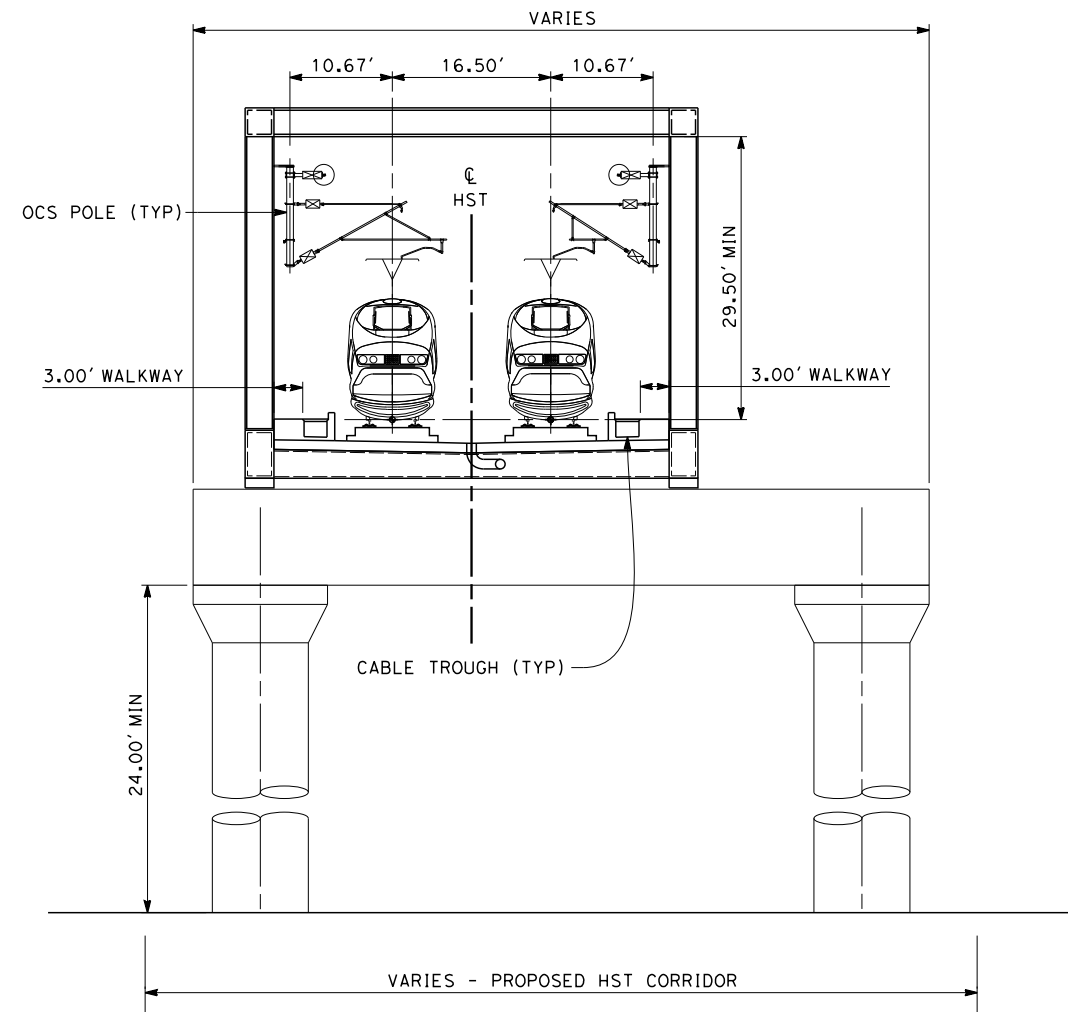


**CALIFORNIA HIGH-SPEED TRAIN PROJECT  
FRESNO TO BAKERSFIELD**  
BAKERSFIELD URBAN SUBSECTION  
ALIGNMENT B3  
TYPICAL SECTIONS

CONTRACT NO.  
HSR 06-0003  
DRAWING NO.  
CB3821  
SCALE  
AS SHOWN  
SHEET NO.  
28 OF 31

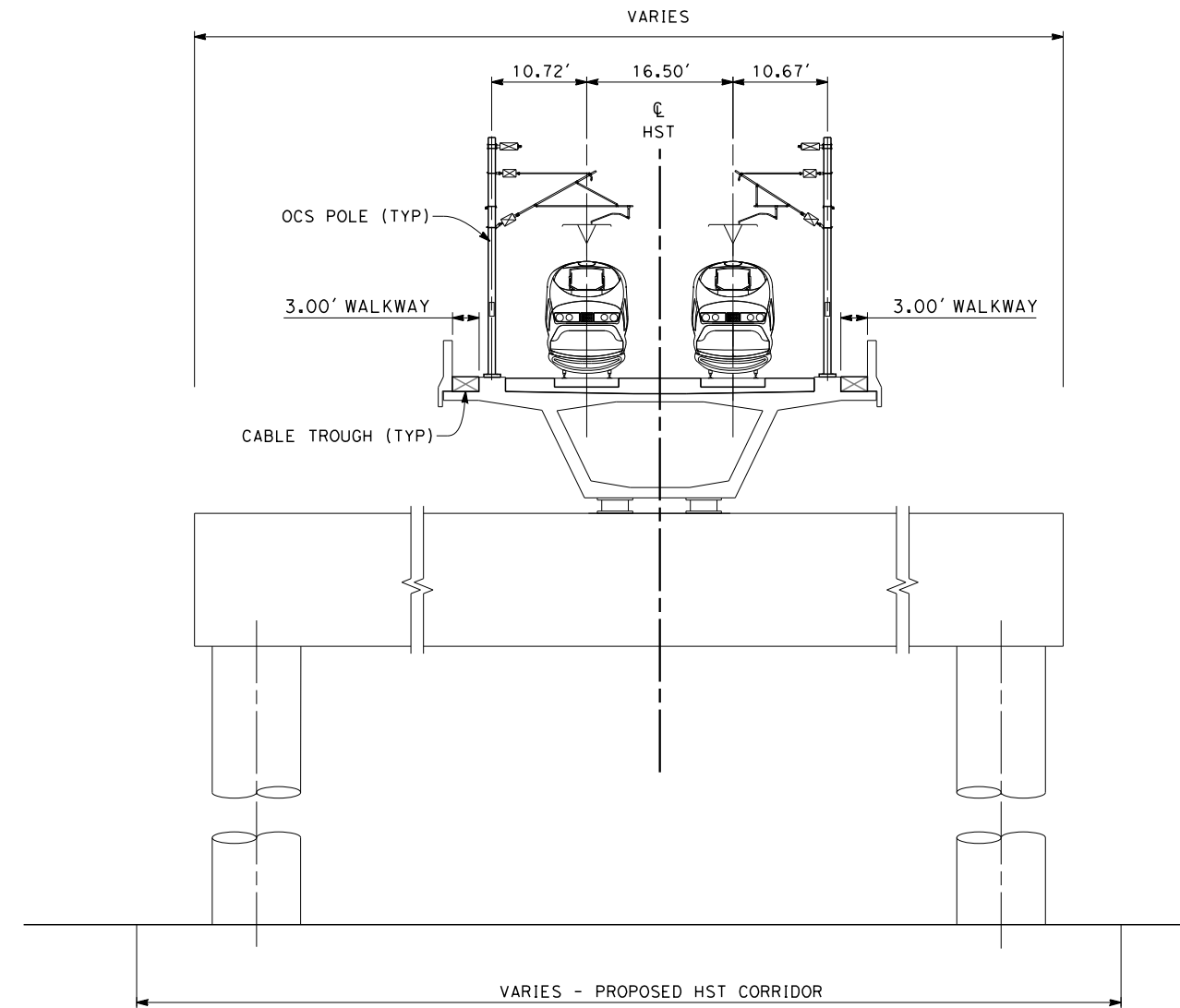
NOTES:

1. TRACKFORM SHOWN IS INDICATIVE.
2. FOR STRUCTURE DIMENSIONS SEE STRUCTURAL CROSS SECTIONS.
3. SUPERELEVATION IS NOT SHOWN. THE AMOUNT OF APPLIED SUPERELEVATION IS SHOWN IN THE CURVE DATA TABLES.
4. STRADDLE BENT FOR SECTION 4 ONLY BETWEEN STA 7095+67 THROUGH STA 7118+98 AND STA 7207+21 THROUGH 7210+78.
5. FOR INTEGRAL STRADDLES REFER TO STRUCTURAL DRAWINGS.



**SECTION 4**

TWIN TRACK - TRUSS WITH STRADDLE BENT  
 STA 6805+28 THROUGH STA 6808+46  
 STA 6943+72 THROUGH STA 6946+94  
 STA 7095+67 THROUGH STA 7118+98  
 STA 7207+21 THROUGH STA 7210+78



**SECTION 5**

TWIN TRACK - STRADDLE BENT  
 STA 7011+15 THROUGH STA 7024+15  
 STA 7054+15 THROUGH STA 7058+95  
 STA 7082+85 THROUGH STA 7085+05  
 STA 7210+78 THROUGH STA 7213+18  
 STA 7346+58 THROUGH STA 7352+58



c:\pwworking\hmm\external\josue.enrriquez-arup.com\dms70627\FB-CB-3822.dgn

\$PLTDRVS\$

\$PENTBL\$

josue.enrriquez12/11/2013 3:17:33 PM

REV	DATE	BY	CHK	APP	DESCRIPTION

DESIGNED BY  
J. ENRIQUEZ  
 DRAWN BY  
E. TANAKA  
 CHECKED BY  
G. WALKER  
 IN CHARGE  
R. COFFIN  
 DATE  
12/31/13

**RECORD SET 15%  
 DESIGN SUBMISSION**  
  
**NOT FOR  
 CONSTRUCTION**



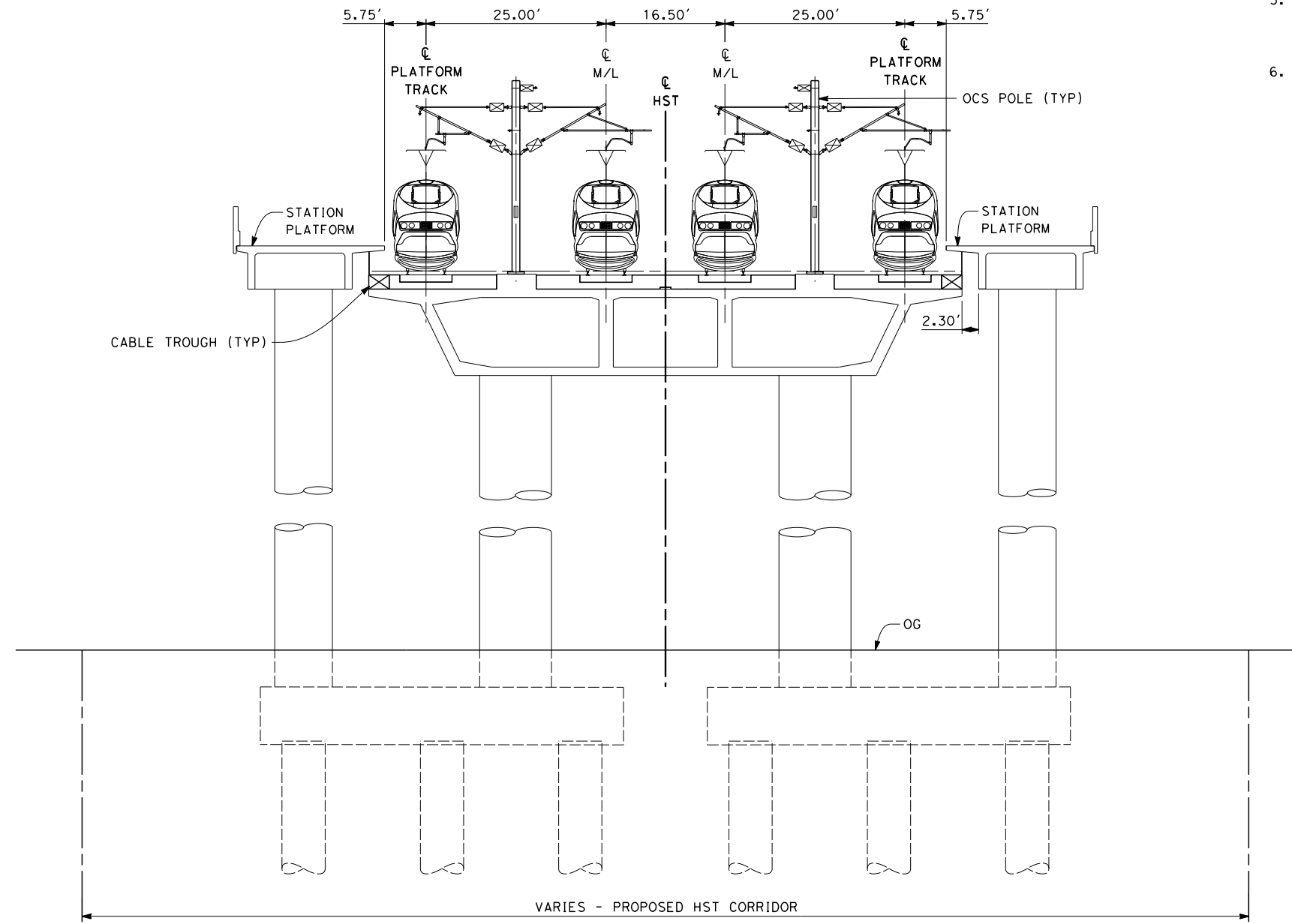
**CALIFORNIA HIGH-SPEED TRAIN PROJECT  
 FRESNO TO BAKERSFIELD**  
 BAKERSFIELD URBAN SUBSECTION  
 ALIGNMENT B3  
 TYPICAL SECTIONS

CONTRACT NO.  
HSR 06-0003  
 DRAWING NO.  
CB3822  
 SCALE  
AS SHOWN  
 SHEET NO.  
29 OF 31



NOTES:

1. TRACKFORM SHOWN IS INDICATIVE.
2. FOR STRUCTURE DIMENSIONS SEE STRUCTURAL CROSS SECTIONS.
3. SUPERELEVATION IS NOT SHOWN. THE AMOUNT OF APPLIED SUPERELEVATION IS SHOWN IN THE CURVE DATA TABLES.
4. HST CORRIDOR WIDTH VARIES THROUGH THE STATION ACCORDING TO THE STATION FACILITIES PROVIDED. SEE STATION DRAWINGS FOR DETAILS.
5. DISTANCE BETWEEN PLATFORM AND MAIN LINE TRACKS VARIES FROM 0.00'-25.00' THROUGH TURNOUT AND REVERSE TO PARALLEL. FOUR TRACKS BEGINS AT TURNOUTS (STA 7251+95.11).
6. STATION PLATFORM LOCATED BETWEEN STA 7262+71.91 THROUGH STA 7276+81.91



**SECTION 6**

FOUR TRACK ELEVATED STATION  
STA 7250+78 THROUGH STA 7277+48



c:\pwworking\hmm\external\josue.enrriquez-arup.com\dms70627\FB-CB-3823.dgn

\$PLTDRVS\$

\$PENTBLS\$

josue.enrriquez12/11/2013 9:29:45 AM

REV	DATE	BY	CHK	APP	DESCRIPTION

DESIGNED BY  
J. ENRIQUEZ  
DRAWN BY  
E. TANAKA  
CHECKED BY  
G. WALKER  
IN CHARGE  
R. COFFIN  
DATE  
12/31/13

**RECORD SET 15%  
DESIGN SUBMISSION**

**NOT FOR  
CONSTRUCTION**

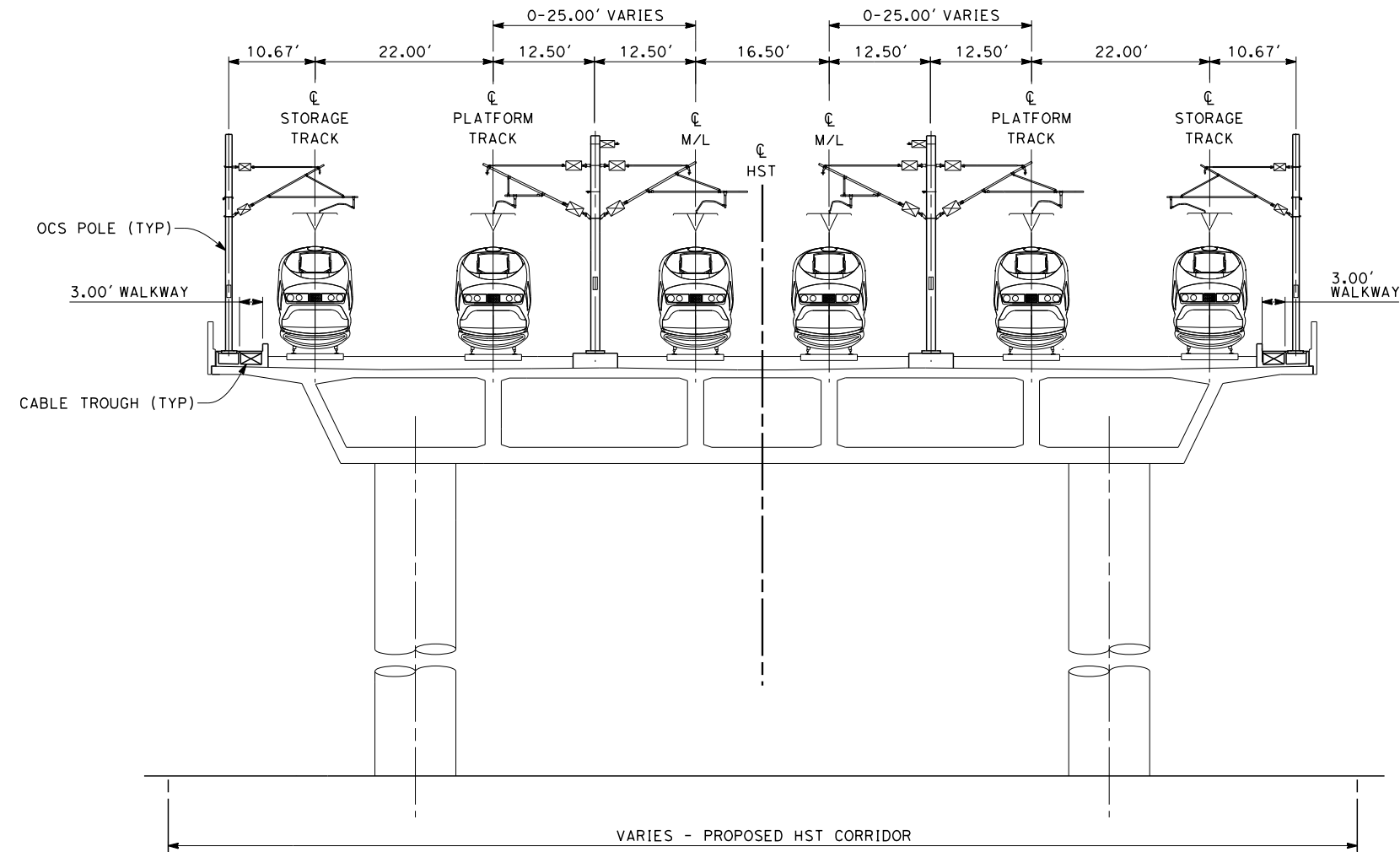


**CALIFORNIA HIGH-SPEED TRAIN PROJECT  
FRESNO TO BAKERSFIELD**  
BAKERSFIELD URBAN SUBSECTION  
ALIGNMENT B3  
TYPICAL SECTIONS

CONTRACT NO.  
HSR 06-0003  
DRAWING NO.  
CB3823  
SCALE  
AS SHOWN  
SHEET NO.  
30 OF 31

NOTES:

1. TRACKFORM SHOWN IS INDICATIVE.
2. FOR STRUCTURE DIMENSIONS SEE STRUCTURAL CROSS SECTIONS.
3. SUPERELEVATION IS NOT SHOWN. THE AMOUNT OF APPLIED SUPERELEVATION IS SHOWN IN THE CURVE DATA TABLES.
4. HST CORRIDOR WIDTH VARIES THROUGH THE STATION ACCORDING TO THE STATION FACILITIES PROVIDED. SEE STATION DRAWINGS FOR DETAILS.
5. DISTANCE BETWEEN PLATFORM AND STORAGE TRACKS VARIES FROM 0.00'-22.00' THROUGH TURNOUT AND REVERSE TO PARALLEL.
6. DISTANCE BETWEEN PLATFORM AND MAIN LINE TRACKS VARIES FROM 0.00'-25.00' THROUGH TURNOUT AND REVERSE TO PARALLEL.



**SECTION 7**

SIX TRACK ELEVATED BOX GIRDER  
 STA 7277+48 THROUGH STA 7301+08



c:\pwworking\hmm\external\josue.enrriquez-arup.com\dms70627\FB-CB-3824.dgn

\$PLTDRVS\$

\$PENTBLS\$

josue.enrriquez12/11/2013 9:29:55 AM

REV	DATE	BY	CHK	APP	DESCRIPTION

DESIGNED BY  
J. ENRIQUEZ  
 DRAWN BY  
E. TANAKA  
 CHECKED BY  
G. WALKER  
 IN CHARGE  
R. COFFIN  
 DATE  
12/31/13

**RECORD SET 15%  
 DESIGN SUBMISSION**  
  
**NOT FOR  
 CONSTRUCTION**



**CALIFORNIA HIGH-SPEED TRAIN PROJECT  
 FRESNO TO BAKERSFIELD**  
 BAKERSFIELD URBAN SUBSECTION  
 ALIGNMENT B3  
 TYPICAL SECTIONS

CONTRACT NO.  
HSR 06-0003  
 DRAWING NO.  
CB3824  
 SCALE  
AS SHOWN  
 SHEET NO.  
31 OF 31